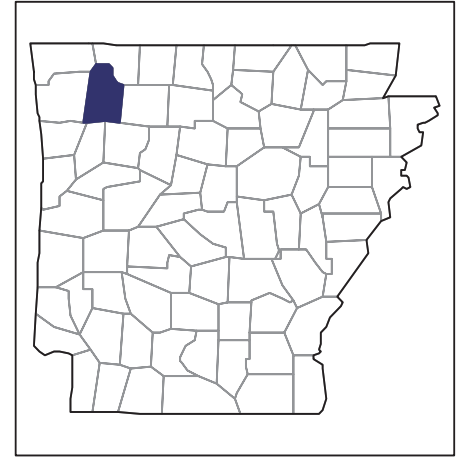


2007 CENSUS OF AGRICULTURE



Madison County – Arkansas

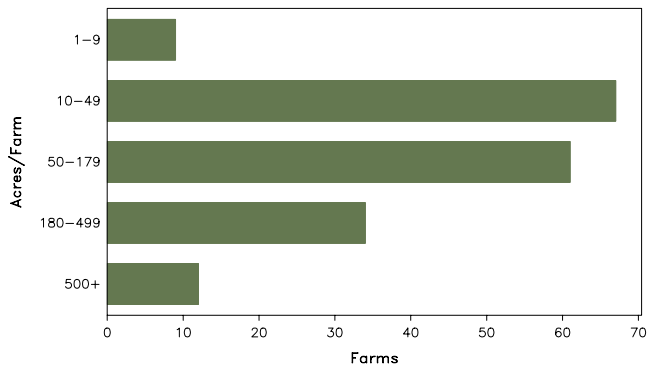
Farms with Women Principal Operators Compared with All Farms

	Women Principal Operators	All Farms
Number of Farms	183	1,339
Land in Farms	27,758 acres	259,540 acres
Average Size of Farm	152 acres	194 acres
Market Value of Products Sold	\$14,708,000	\$160,128,000
Crop Sales	\$193,000	\$2,787,000
Livestock Sales	\$14,514,000	\$157,340,000
Average Per Farm	\$80,370	\$119,587
Government Payments	\$33,000	\$338,000
Average Per Farm Receiving Payments	\$2,062	\$2,072

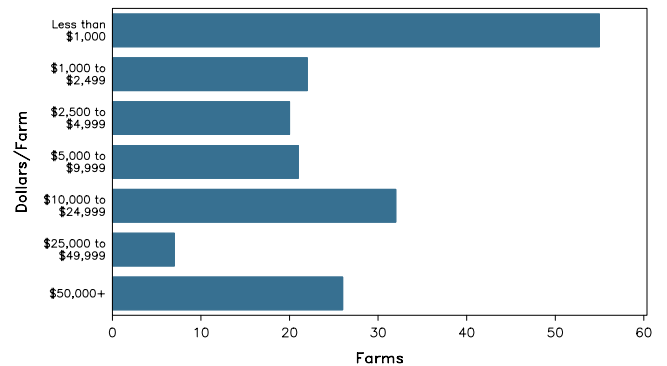
See footnotes on reverse page.

Farms with Women Principal Operators

Farms by Size



Farms by Economic Size



2007 CENSUS OF AGRICULTURE

Madison County – Arkansas Farms with Women Principal Operators

Selected Highlights

Item	Farms	Quantity
MARKET VALUE OF AGRICULTURAL PRODUCTS SOLD (\$1,000)		
Total value of agricultural products sold	183	14,708
Value of crops including nursery and greenhouse	28	193
Value of livestock, poultry, and their products	121	14,514
VALUE OF SALES BY COMMODITY GROUP (\$1,000)		
Grains, oilseeds, dry beans, and dry peas	-	-
Tobacco	-	-
Cotton and cottonseed	-	-
Vegetables, melons, potatoes and sweet potatoes	2	(D)
Fruits, tree nuts, and berries	5	20
Nursery, greenhouse, floriculture, and sod	3	(D)
Cut Christmas trees and short rotation woody crops	-	-
Other crops and hay	21	104
Poultry and eggs	34	(D)
Cattle and calves	86	1,143
Milk and other dairy products from cows	7	713
Hogs and pigs	4	3
Sheep, goats, and their products	11	4
Horses, ponies, mules, burros, and donkeys	13	116
Aquaculture	-	-
Other animals and other animal products	8	(D)
TOP CROP ITEMS (acres)		
Forage - land used for all hay and haylage, grass silage, and greenchop	78	3,798
Floriculture crops, total	3	(D)
Pecans, all	1	(D)
Vegetables harvested for sale	2	(D)
Cut Christmas trees	1	(D)
TOP LIVESTOCK INVENTORY ITEMS (number)		
Broilers and other meat-type chickens	9	690,138
Pullets for laying flock replacement	4	76,292
Layers	20	67,764
Turkeys	2	(D)
Cattle and calves	113	5,179

Operator Characteristics

Item	Quantity
Primary occupation:	
Farming	80
Other	103
Days worked off farm:	
None	83
Any	100
Years on present farm:	
2 years or less	17
3 to 4 years	21
5 to 9 years	18
10 years or more	127
Age group:	
Under 45 years	62
45 to 64 years	55
65 years and over	66
Average age of principal operator (years)	57.5

Economic Characteristics

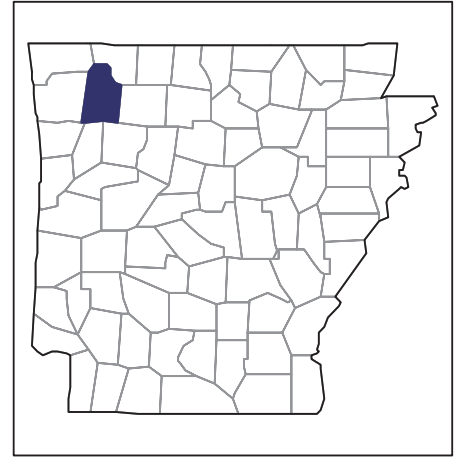
Item	Quantity
Farms by value of sales:	
Less than \$1,000	55
\$1,000 to \$2,499	22
\$2,500 to \$4,999	20
\$5,000 to \$9,999	22
\$10,000 to \$49,999	38
\$50,000 to \$99,999	2
\$100,000 to \$249,999	9
\$250,000 to \$499,999	5
\$500,000 or more	10
Total farm production expenses (\$1,000)	12,533
Average per farm (\$)	68,485
Net cash farm income of operation (\$1,000)	2,286
Average per farm (\$)	12,494
Value of agricultural products sold directly to individuals for human consumption (\$1,000)	21
Total organic product sales (\$1,000)	(D)
Total income from farm-related sources, gross before taxes and expenses (\$1,000)	78

See "Census of Agriculture, Volume 1, Geographic Area Series" for complete footnotes, explanations, definitions, and methodology.
(D) Cannot be disclosed. (Z) Less than half of the unit shown.

2007 CENSUS *OF* AGRICULTURE

Madison County – Arkansas

Farms with Spanish, Hispanic, or Latino Operators Compared with All Farms



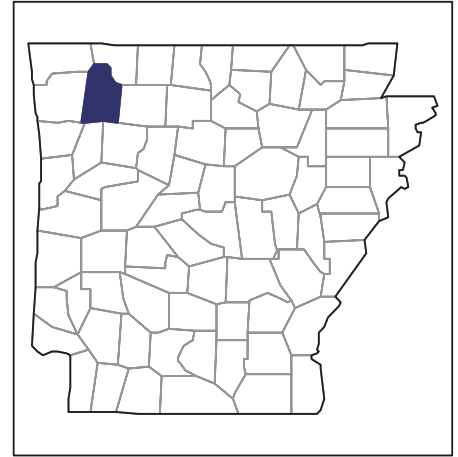
Data are not available at this geographic level for farms with Spanish, Hispanic, or Latino operators.



United States Department of Agriculture
National Agricultural Statistics Service

www.agcensus.usda.gov

2007 CENSUS OF AGRICULTURE



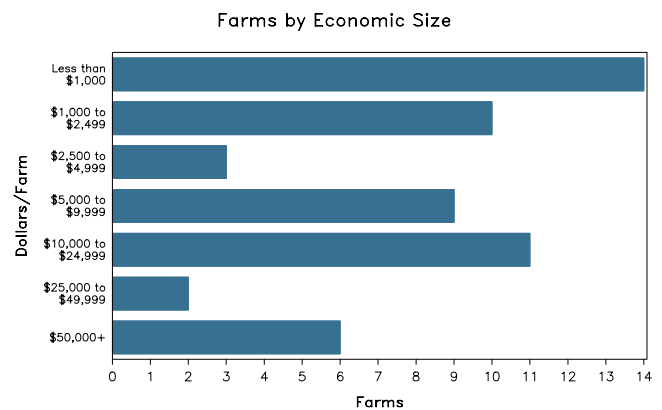
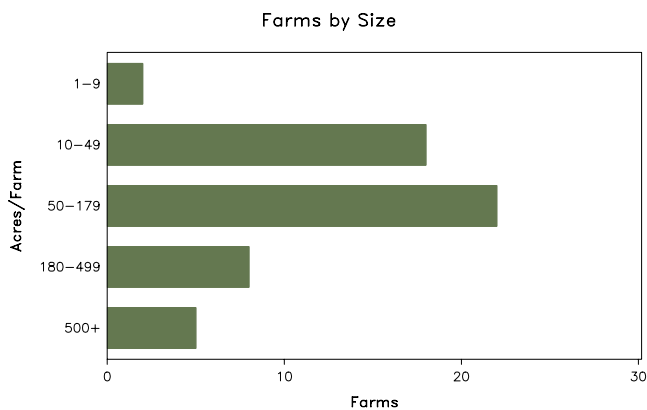
Madison County – Arkansas

Farms with American Indian or Alaska Native Operators Compared with All Farms

	American Indian or Alaska Native Operators ²	All Farms
Number of Farm Operators ¹	66	2,111
Number of Farms	55	1,339
Land in Farms	10,691 acres	259,540 acres
Average Size of Farm	194 acres	194 acres
Market Value of Products Sold	\$1,822,000	\$160,128,000
Crop Sales	\$82,000	\$2,787,000
Livestock Sales	\$1,740,000	\$157,340,000
Average Per Farm	\$33,124	\$119,587
Government Payments	\$8,000	\$338,000
Average Per Farm Receiving Payments	\$1,395	\$2,072

See footnotes on reverse page.

Farms with American Indian or Alaska Native Operators



2007 CENSUS OF AGRICULTURE

Madison County – Arkansas Farms with American Indian or Alaska Native Operators

Selected Highlights

Item	Farms	Quantity
MARKET VALUE OF AGRICULTURAL PRODUCTS SOLD (\$1,000)		
Total value of agricultural products sold	55	1,822
Value of crops including nursery and greenhouse	11	82
Value of livestock, poultry, and their products	39	1,740
VALUE OF SALES BY COMMODITY GROUP (\$1,000)		
Grains, oilseeds, dry beans, and dry peas	1	(D)
Tobacco	-	-
Cotton and cottonseed	-	-
Vegetables, melons, potatoes and sweet potatoes	-	-
Fruits, tree nuts, and berries	-	-
Nursery, greenhouse, floriculture, and sod	-	-
Cut Christmas trees and short rotation woody crops	-	-
Other crops and hay	10	(D)
Poultry and eggs	9	1,065
Cattle and calves	26	649
Milk and other dairy products from cows	-	-
Hogs and pigs	6	10
Sheep, goats, and their products	5	9
Horses, ponies, mules, burros, and donkeys	8	6
Aquaculture	-	-
Other animals and other animal products	-	-
TOP CROP ITEMS (acres)		
Forage - land used for all hay and haylage, grass silage, and greenchop	34	1,496
Soybeans for beans	1	(D)
TOP LIVESTOCK INVENTORY ITEMS (number)		
Broilers and other meat-type chickens	2	(D)
Layers	7	(D)
Cattle and calves	38	2,271
Horses and ponies	27	222
Goats, all	3	90

Operator Characteristics

Item	Quantity
Primary occupation:	
Farming	17
Other	49
Days worked off farm:	
None	16
Any	50
Years on present farm:	
2 years or less	2
3 to 4 years	2
5 to 9 years	8
10 years or more	54
Age group:	
Under 45 years	17
45 to 64 years	36
65 years and over	13
Average age (years)	52.3

Economic Characteristics

Item	Quantity
Farms by value of sales:	
Less than \$1,000	14
\$1,000 to \$2,499	10
\$2,500 to \$4,999	3
\$5,000 to \$9,999	9
\$10,000 to \$49,999	13
\$50,000 to \$99,999	2
\$100,000 to \$249,999	3
\$250,000 to \$499,999	-
\$500,000 or more	1
Total farm production expenses (\$1,000)	1,894
Average per farm (\$)	34,441
Net cash farm income of operation (\$1,000)	-24
Average per farm (\$)	-431
Value of agricultural products sold directly to individuals for human consumption (\$1,000)	(D)
Total organic product sales (\$1,000)	-
Total income from farm-related sources, gross before taxes and expenses (\$1,000)	40

See "Census of Agriculture, Volume 1, Geographic Area Series" for complete footnotes, explanations, definitions, and methodology.

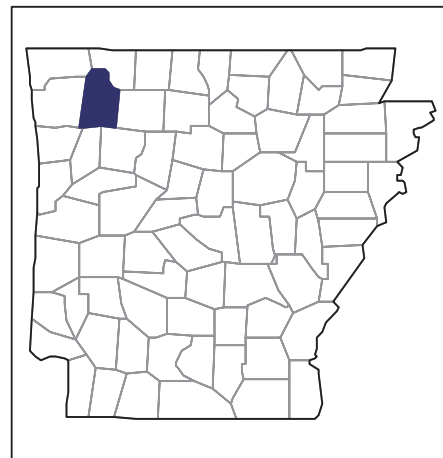
(D) Cannot be disclosed. (Z) Less than half of the unit shown.

¹ Data were collected for a maximum of three operators per farm. ² Operators reporting selected race alone or in combination with other races.

2007 CENSUS *OF* AGRICULTURE

Madison County – Arkansas

**Farms with Asian Operators
Compared with All Farms**



Data are not available at this geographic level for farms with Asian operators.



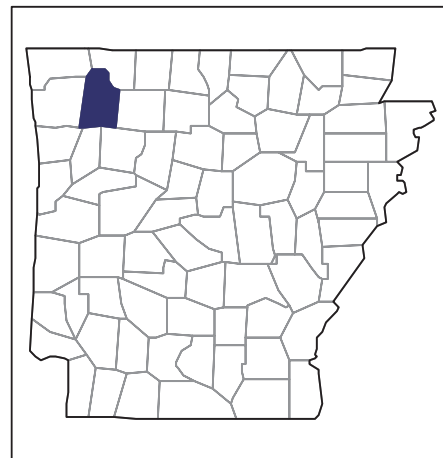
United States Department of Agriculture
National Agricultural Statistics Service

www.agcensus.usda.gov

2007 CENSUS *OF* AGRICULTURE

Madison County – Arkansas

Farms with Black or African American Operators Compared with All Farms



Data are not available at this geographic level for farms with Black or African American operators.



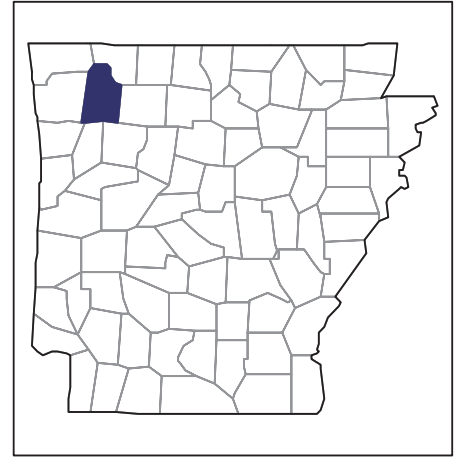
United States Department of Agriculture
National Agricultural Statistics Service

www.agcensus.usda.gov

2007 CENSUS *OF* AGRICULTURE

Madison County – Arkansas

Farms with Native Hawaiian or Other Pacific Islander Operators Compared with All Farms



Data are not available at this geographic level for farms with Native Hawaiian or Other Pacific Islander operators.



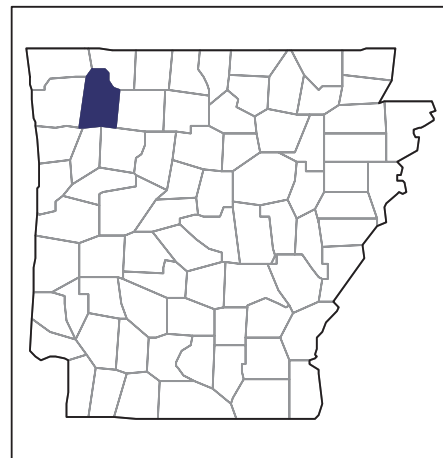
United States Department of Agriculture
National Agricultural Statistics Service

www.agcensus.usda.gov

2007 CENSUS *OF* AGRICULTURE

Madison County – Arkansas

Farms with White Operators Compared with All Farms



Data are not available at this geographic level for farms with White operators.



United States Department of Agriculture
National Agricultural Statistics Service

www.agcensus.usda.gov

