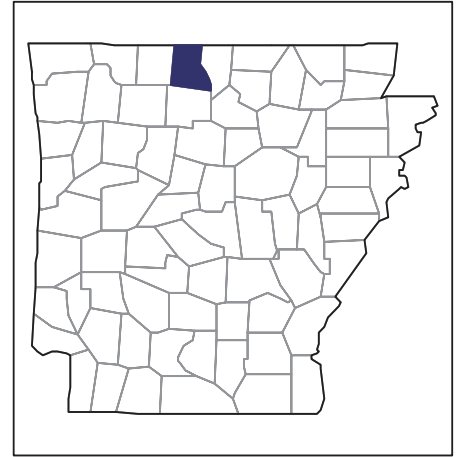


2007 CENSUS OF AGRICULTURE



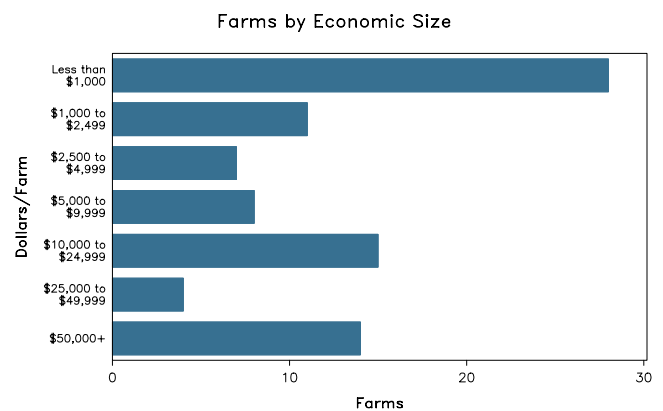
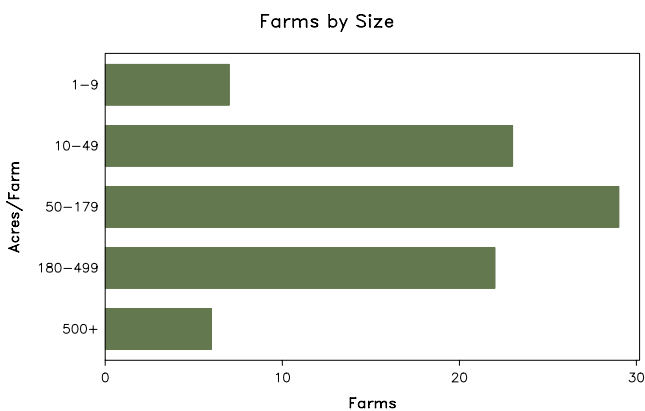
Marion County – Arkansas

Farms with Women Principal Operators Compared with All Farms

	Women Principal Operators	All Farms
Number of Farms	87	463
Land in Farms	20,846 acres	130,445 acres
Average Size of Farm	240 acres	282 acres
Market Value of Products Sold	\$1,696,000	\$34,802,000
Crop Sales	\$49,000	\$755,000
Livestock Sales	\$1,646,000	\$34,048,000
Average Per Farm	\$19,489	\$75,167
Government Payments	\$41,000	\$393,000
Average Per Farm Receiving Payments	\$1,929	\$3,303

See footnotes on reverse page.

Farms with Women Principal Operators



2007 CENSUS OF AGRICULTURE

Marion County – Arkansas Farms with Women Principal Operators

Selected Highlights

Item	Farms	Quantity
MARKET VALUE OF AGRICULTURAL PRODUCTS SOLD (\$1,000)		
Total value of agricultural products sold	87	1,696
Value of crops including nursery and greenhouse	8	49
Value of livestock, poultry, and their products	69	1,646
VALUE OF SALES BY COMMODITY GROUP (\$1,000)		
Grains, oilseeds, dry beans, and dry peas	1	(D)
Tobacco	-	-
Cotton and cottonseed	-	-
Vegetables, melons, potatoes and sweet potatoes	-	-
Fruits, tree nuts, and berries	2	(D)
Nursery, greenhouse, floriculture, and sod	1	(D)
Cut Christmas trees and short rotation woody crops	-	-
Other crops and hay	4	38
Poultry and eggs	15	(D)
Cattle and calves	51	(D)
Milk and other dairy products from cows	-	-
Hogs and pigs	4	5
Sheep, goats, and their products	10	145
Horses, ponies, mules, burros, and donkeys	3	5
Aquaculture	-	-
Other animals and other animal products	7	2
TOP CROP ITEMS (acres)		
Forage - land used for all hay and haylage, grass silage, and greenchop	28	1,113
Corn for grain	1	(D)
Aquatic plants	1	(D)
TOP LIVESTOCK INVENTORY ITEMS (number)		
Layers	24	(D)
Cattle and calves	57	3,291
Goats, all	18	1,271
Horses and ponies	35	161
Rabbits and their pelts	3	123

Operator Characteristics

Item	Quantity
Primary occupation:	
Farming	45
Other	42
Days worked off farm:	
None	34
Any	53
Years on present farm:	
2 years or less	4
3 to 4 years	12
5 to 9 years	8
10 years or more	63
Age group:	
Under 45 years	11
45 to 64 years	57
65 years and over	19
Average age of principal operator (years)	56.9

Economic Characteristics

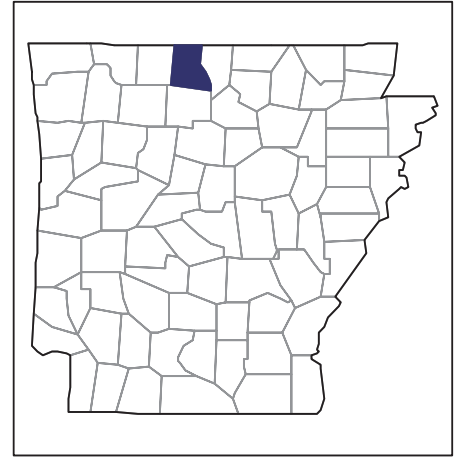
Item	Quantity
Farms by value of sales:	
Less than \$1,000	28
\$1,000 to \$2,499	12
\$2,500 to \$4,999	7
\$5,000 to \$9,999	7
\$10,000 to \$49,999	19
\$50,000 to \$99,999	11
\$100,000 to \$249,999	2
\$250,000 to \$499,999	1
\$500,000 or more	-
Total farm production expenses (\$1,000)	1,561
Average per farm (\$)	17,947
Net cash farm income of operation (\$1,000)	185
Average per farm (\$)	2,131
Value of agricultural products sold directly to individuals for human consumption (\$1,000)	7
Total organic product sales (\$1,000)	-
Total income from farm-related sources, gross before taxes and expenses (\$1,000)	11

See "Census of Agriculture, Volume 1, Geographic Area Series" for complete footnotes, explanations, definitions, and methodology.
(D) Cannot be disclosed. (Z) Less than half of the unit shown.

2007 CENSUS *OF* AGRICULTURE

Marion County – Arkansas

Farms with Spanish, Hispanic, or Latino Operators Compared with All Farms



Data are not available at this geographic level for farms with Spanish, Hispanic, or Latino operators.



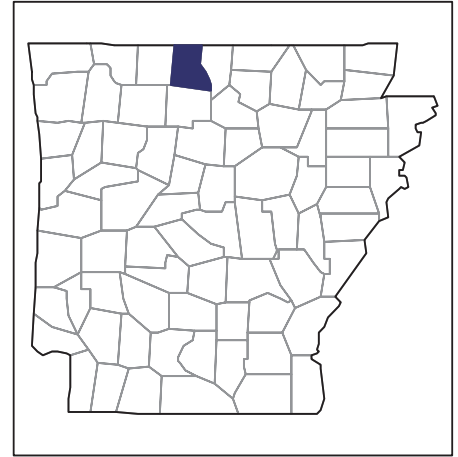
United States Department of Agriculture
National Agricultural Statistics Service

www.agcensus.usda.gov

2007 CENSUS OF AGRICULTURE

Marion County – Arkansas

Farms with American Indian or Alaska Native Operators Compared with All Farms



Data are not available at this geographic level for farms with American Indian or Alaska Native operators.



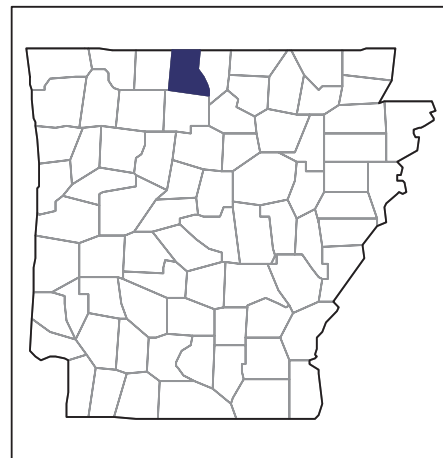
United States Department of Agriculture
National Agricultural Statistics Service

www.agcensus.usda.gov

2007 CENSUS *OF* AGRICULTURE

Marion County – Arkansas

**Farms with Asian Operators
Compared with All Farms**



Data are not available at this geographic level for farms with Asian operators.



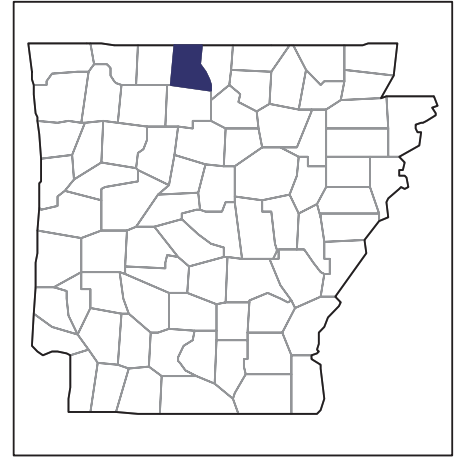
United States Department of Agriculture
National Agricultural Statistics Service

www.agcensus.usda.gov

2007 CENSUS OF AGRICULTURE

Marion County – Arkansas

Farms with Black or African American Operators Compared with All Farms



Data are not available at this geographic level for farms with Black or African American operators.



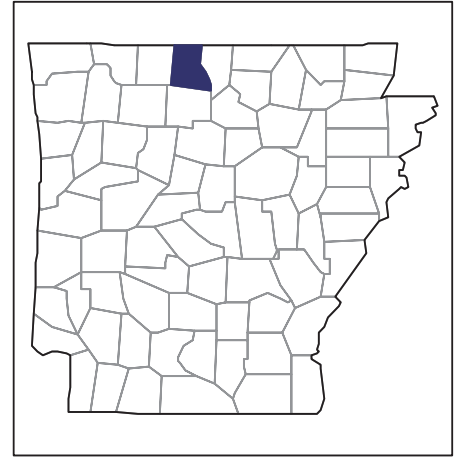
United States Department of Agriculture
National Agricultural Statistics Service

www.agcensus.usda.gov

2007 CENSUS OF AGRICULTURE

Marion County – Arkansas

Farms with Native Hawaiian or Other Pacific Islander Operators Compared with All Farms



Data are not available at this geographic level for farms with Native Hawaiian or Other Pacific Islander operators.



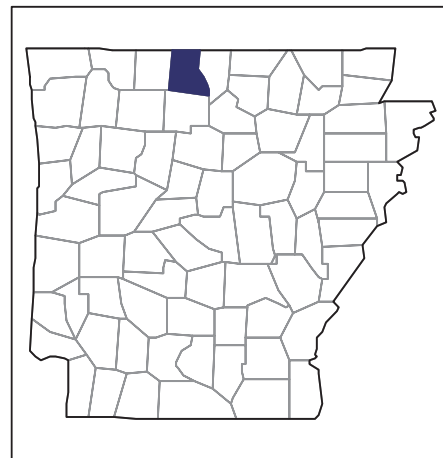
United States Department of Agriculture
National Agricultural Statistics Service

www.agcensus.usda.gov

2007 CENSUS *OF* AGRICULTURE

Marion County – Arkansas

**Farms with White Operators
Compared with All Farms**



Data are not available at this geographic level for farms with White operators.



United States Department of Agriculture
National Agricultural Statistics Service

www.agcensus.usda.gov

