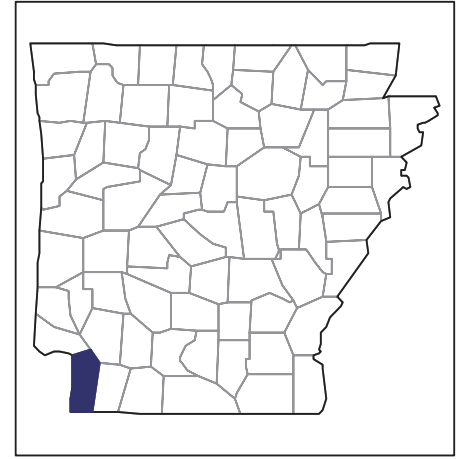


2007 CENSUS OF AGRICULTURE



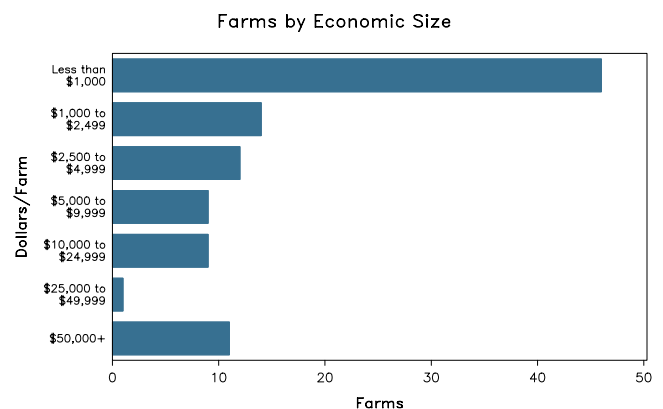
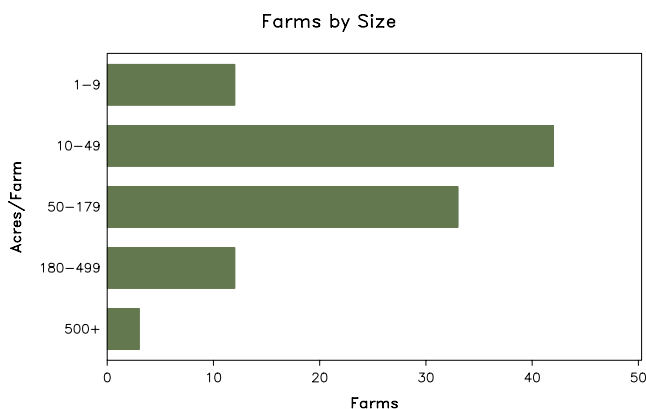
Miller County – Arkansas

Farms with Women Principal Operators Compared with All Farms

	Women Principal Operators	All Farms
Number of Farms	102	601
Land in Farms	11,463 acres	174,931 acres
Average Size of Farm	112 acres	291 acres
Market Value of Products Sold	\$5,417,000	\$48,738,000
Crop Sales	\$172,000	\$20,408,000
Livestock Sales	\$5,245,000	\$28,330,000
Average Per Farm	\$53,110	\$81,094
Government Payments	\$64,000	\$1,309,000
Average Per Farm Receiving Payments	\$6,444	\$17,694

See footnotes on reverse page.

Farms with Women Principal Operators



2007 CENSUS OF AGRICULTURE

Miller County – Arkansas Farms with Women Principal Operators

Selected Highlights

Item	Farms	Quantity
MARKET VALUE OF AGRICULTURAL PRODUCTS SOLD (\$1,000)		
Total value of agricultural products sold	102	5,417
Value of crops including nursery and greenhouse	21	172
Value of livestock, poultry, and their products	40	5,245
VALUE OF SALES BY COMMODITY GROUP (\$1,000)		
Grains, oilseeds, dry beans, and dry peas	-	-
Tobacco	-	-
Cotton and cottonseed	-	-
Vegetables, melons, potatoes and sweet potatoes	1	(D)
Fruits, tree nuts, and berries	2	(D)
Nursery, greenhouse, floriculture, and sod	2	(D)
Cut Christmas trees and short rotation woody crops	-	-
Other crops and hay	17	83
Poultry and eggs	9	(D)
Cattle and calves	26	(D)
Milk and other dairy products from cows	-	-
Hogs and pigs	-	-
Sheep, goats, and their products	-	-
Horses, ponies, mules, burros, and donkeys	8	8
Aquaculture	1	(D)
Other animals and other animal products	-	-
TOP CROP ITEMS (acres)		
Forage - land used for all hay and haylage, grass silage, and greenchop	37	1,289
Pecans, all	7	81
Vegetables harvested for sale	1	(D)
Peaches, all	1	(D)
Turnip greens	1	(D)
TOP LIVESTOCK INVENTORY ITEMS (number)		
Broilers and other meat-type chickens	5	287,638
Layers	5	(D)
Cattle and calves	38	1,681
Horses and ponies	37	262
Mules, burros, and donkeys	9	70

Operator Characteristics

Item	Quantity
Primary occupation:	
Farming	38
Other	64
Days worked off farm:	
None	43
Any	59
Years on present farm:	
2 years or less	3
3 to 4 years	10
5 to 9 years	28
10 years or more	61
Age group:	
Under 45 years	4
45 to 64 years	57
65 years and over	41
Average age of principal operator (years)	60.4

Economic Characteristics

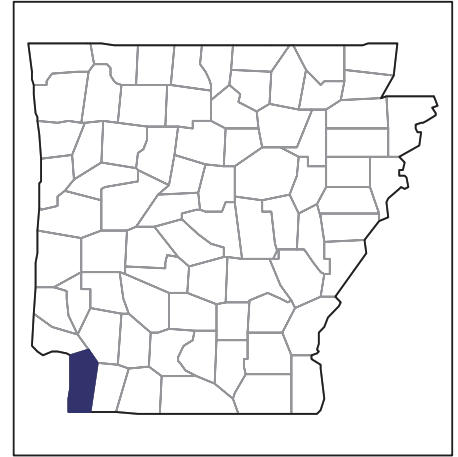
Item	Quantity
Farms by value of sales:	
Less than \$1,000	51
\$1,000 to \$2,499	13
\$2,500 to \$4,999	12
\$5,000 to \$9,999	9
\$10,000 to \$49,999	6
\$50,000 to \$99,999	3
\$100,000 to \$249,999	1
\$250,000 to \$499,999	3
\$500,000 or more	4
Total farm production expenses (\$1,000)	4,708
Average per farm (\$)	46,160
Net cash farm income of operation (\$1,000)	859
Average per farm (\$)	8,422
Value of agricultural products sold directly to individuals for human consumption (\$1,000)	(D)
Total organic product sales (\$1,000)	-
Total income from farm-related sources, gross before taxes and expenses (\$1,000)	86

See "Census of Agriculture, Volume 1, Geographic Area Series" for complete footnotes, explanations, definitions, and methodology.
(D) Cannot be disclosed. (Z) Less than half of the unit shown.

2007 CENSUS *OF* **AGRICULTURE**

Miller County – Arkansas

Farms with Spanish, Hispanic, or Latino Operators Compared with All Farms



Data are not available at this geographic level for farms with Spanish, Hispanic, or Latino operators.



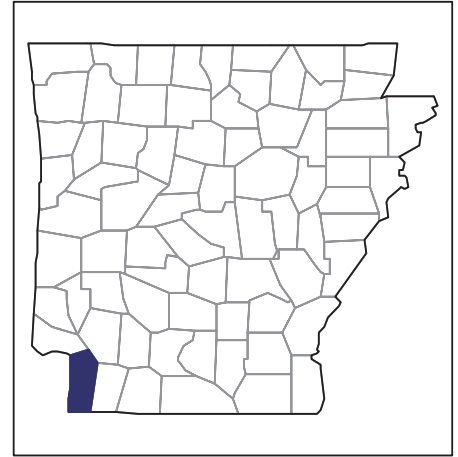
United States Department of Agriculture
National Agricultural Statistics Service

www.agcensus.usda.gov

2007 CENSUS *OF* AGRICULTURE

Miller County – Arkansas

Farms with American Indian or Alaska Native Operators Compared with All Farms



Data are not available at this geographic level for farms with American Indian or Alaska Native operators.



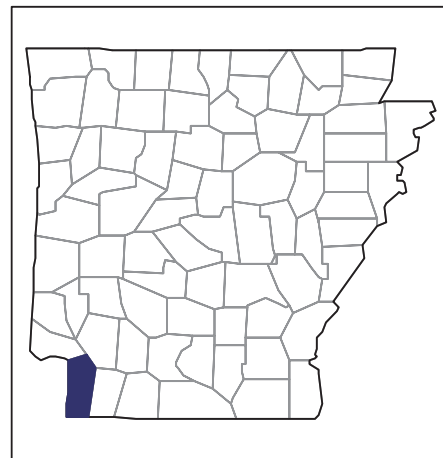
United States Department of Agriculture
National Agricultural Statistics Service

www.agcensus.usda.gov

2007 CENSUS *OF* AGRICULTURE

Miller County – Arkansas

**Farms with Asian Operators
Compared with All Farms**



Data are not available at this geographic level for farms with Asian operators.



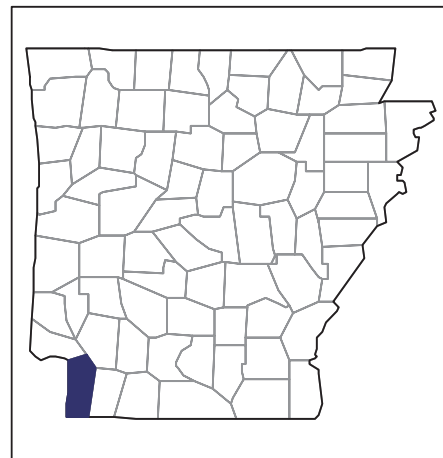
United States Department of Agriculture
National Agricultural Statistics Service

www.agcensus.usda.gov

2007 CENSUS *OF* **AGRICULTURE**

Miller County – Arkansas

Farms with Black or African American Operators Compared with All Farms



Data are not available at this geographic level for farms with Black or African American operators.



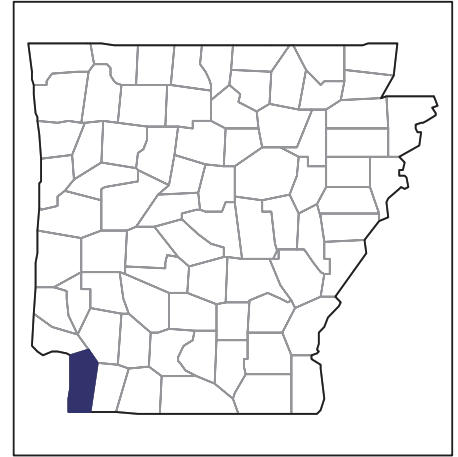
United States Department of Agriculture
National Agricultural Statistics Service

www.agcensus.usda.gov

2007 CENSUS *OF* **AGRICULTURE**

Miller County – Arkansas

Farms with Native Hawaiian or Other Pacific Islander Operators Compared with All Farms



Data are not available at this geographic level for farms with Native Hawaiian or Other Pacific Islander operators.



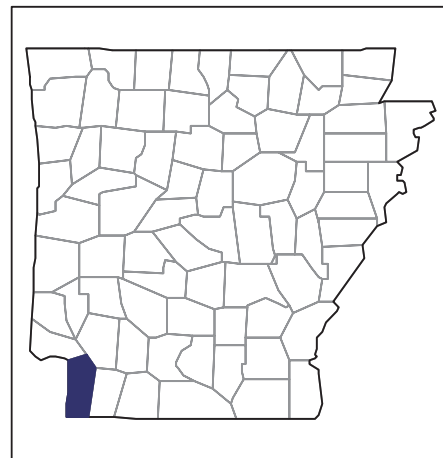
United States Department of Agriculture
National Agricultural Statistics Service

www.agcensus.usda.gov

2007 CENSUS *OF* AGRICULTURE

Miller County – Arkansas

**Farms with White Operators
Compared with All Farms**



Data are not available at this geographic level for farms with White operators.



United States Department of Agriculture
National Agricultural Statistics Service

www.agcensus.usda.gov

