

2007 CENSUS OF AGRICULTURE



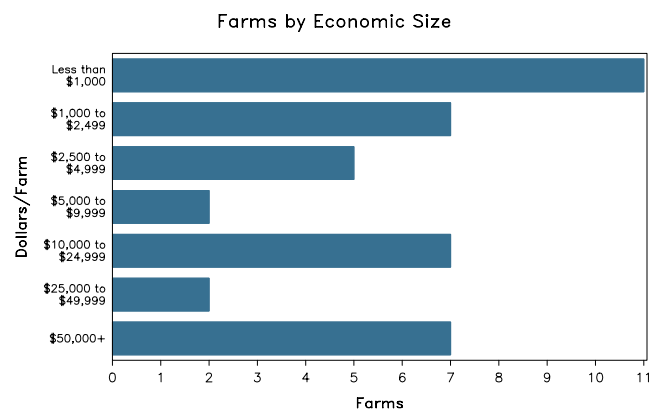
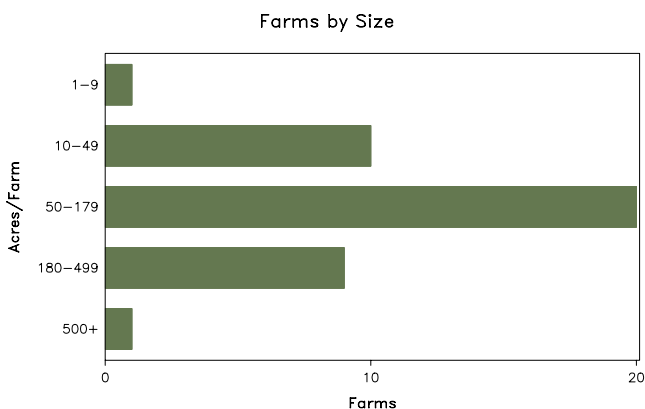
Montgomery County – Arkansas

Farms with Women Principal Operators Compared with All Farms

	Women Principal Operators	All Farms
Number of Farms	41	456
Land in Farms	5,833 acres	73,721 acres
Average Size of Farm	142 acres	162 acres
Market Value of Products Sold	\$5,261,000	\$48,249,000
Crop Sales	\$38,000	\$1,127,000
Livestock Sales	\$5,224,000	\$47,122,000
Average Per Farm	\$128,327	\$105,809
Government Payments	-	\$62,000
Average Per Farm Receiving Payments	-	\$2,815

See footnotes on reverse page.

Farms with Women Principal Operators



2007 CENSUS OF AGRICULTURE

Montgomery County – Arkansas Farms with Women Principal Operators

Selected Highlights

Item	Farms	Quantity
MARKET VALUE OF AGRICULTURAL PRODUCTS SOLD (\$1,000)		
Total value of agricultural products sold	41	5,261
Value of crops including nursery and greenhouse	8	38
Value of livestock, poultry, and their products	25	5,224
VALUE OF SALES BY COMMODITY GROUP (\$1,000)		
Grains, oilseeds, dry beans, and dry peas	-	-
Tobacco	-	-
Cotton and cottonseed	-	-
Vegetables, melons, potatoes and sweet potatoes	-	-
Fruits, tree nuts, and berries	-	-
Nursery, greenhouse, floriculture, and sod	-	-
Cut Christmas trees and short rotation woody crops	-	-
Other crops and hay	8	38
Poultry and eggs	9	4,696
Cattle and calves	22	(D)
Milk and other dairy products from cows	-	-
Hogs and pigs	1	(D)
Sheep, goats, and their products	1	(D)
Horses, ponies, mules, burros, and donkeys	3	1
Aquaculture	-	-
Other animals and other animal products	-	-
TOP CROP ITEMS (acres)		
Forage - land used for all hay and haylage, grass silage, and greenchop	23	831
TOP LIVESTOCK INVENTORY ITEMS (number)		
Broilers and other meat-type chickens	5	284,000
Pullets for laying flock replacement	3	45,000
Layers	1	(D)
Hogs and pigs	1	(D)
Cattle and calves	25	905

Operator Characteristics

Item	Quantity
Primary occupation:	
Farming	16
Other	25
Days worked off farm:	
None	18
Any	23
Years on present farm:	
2 years or less	2
3 to 4 years	2
5 to 9 years	8
10 years or more	29
Age group:	
Under 45 years	7
45 to 64 years	26
65 years and over	8
Average age of principal operator (years)	56.0

Economic Characteristics

Item	Quantity
Farms by value of sales:	
Less than \$1,000	11
\$1,000 to \$2,499	7
\$2,500 to \$4,999	5
\$5,000 to \$9,999	2
\$10,000 to \$49,999	9
\$50,000 to \$99,999	-
\$100,000 to \$249,999	-
\$250,000 to \$499,999	3
\$500,000 or more	4
Total farm production expenses (\$1,000)	4,623
Average per farm (\$)	112,751
Net cash farm income of operation (\$1,000)	792
Average per farm (\$)	19,321
Value of agricultural products sold directly to individuals for human consumption (\$1,000)	-
Total organic product sales (\$1,000)	-
Total income from farm-related sources, gross before taxes and expenses (\$1,000)	(D)

See "Census of Agriculture, Volume 1, Geographic Area Series" for complete footnotes, explanations, definitions, and methodology.
(D) Cannot be disclosed. (Z) Less than half of the unit shown.

2007 CENSUS *OF* **AGRICULTURE**

Montgomery County – Arkansas

Farms with Spanish, Hispanic, or Latino Operators Compared with All Farms



Data are not available at this geographic level for farms with Spanish, Hispanic, or Latino operators.



United States Department of Agriculture
National Agricultural Statistics Service

www.agcensus.usda.gov

2007 CENSUS *OF* AGRICULTURE

Montgomery County – Arkansas

Farms with American Indian or Alaska Native Operators Compared with All Farms



Data are not available at this geographic level for farms with American Indian or Alaska Native operators.



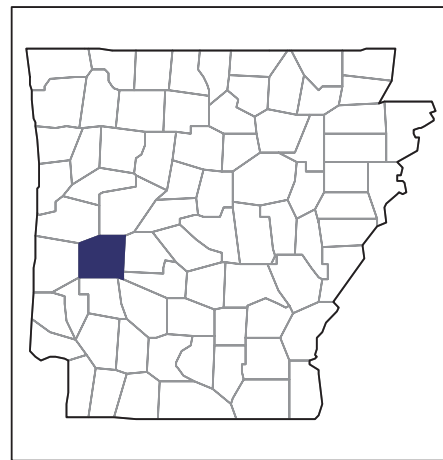
United States Department of Agriculture
National Agricultural Statistics Service

www.agcensus.usda.gov

2007 CENSUS *OF* AGRICULTURE

Montgomery County – Arkansas

**Farms with Asian Operators
Compared with All Farms**



Data are not available at this geographic level for farms with Asian operators.



United States Department of Agriculture
National Agricultural Statistics Service

www.agcensus.usda.gov

2007 CENSUS *OF* **AGRICULTURE**

Montgomery County – Arkansas

Farms with Black or African American Operators Compared with All Farms



Data are not available at this geographic level for farms with Black or African American operators.



United States Department of Agriculture
National Agricultural Statistics Service

www.agcensus.usda.gov

2007 CENSUS OF AGRICULTURE

Montgomery County – Arkansas

Farms with Native Hawaiian or Other Pacific Islander Operators Compared with All Farms



Data are not available at this geographic level for farms with Native Hawaiian or Other Pacific Islander operators.



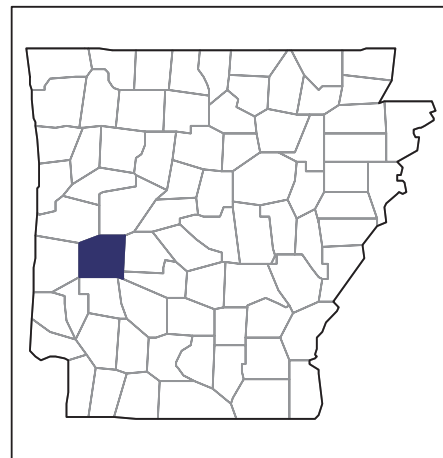
United States Department of Agriculture
National Agricultural Statistics Service

www.agcensus.usda.gov

2007 CENSUS *OF* AGRICULTURE

Montgomery County – Arkansas

**Farms with White Operators
Compared with All Farms**



Data are not available at this geographic level for farms with White operators.



United States Department of Agriculture
National Agricultural Statistics Service

www.agcensus.usda.gov

