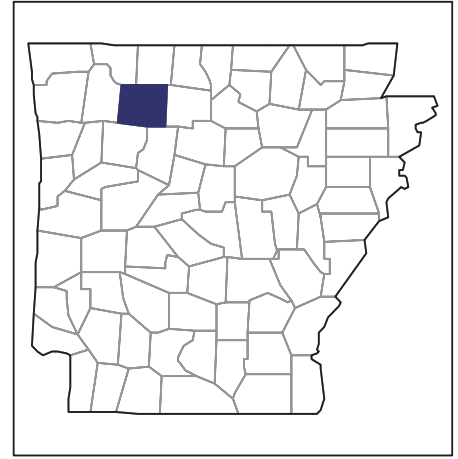


2007 CENSUS OF AGRICULTURE



Newton County – Arkansas

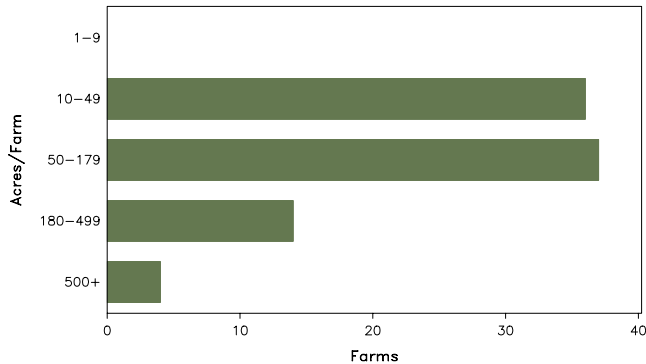
Farms with Women Principal Operators Compared with All Farms

	Women Principal Operators	All Farms
Number of Farms	91	636
Land in Farms	12,148 acres	112,985 acres
Average Size of Farm	133 acres	178 acres
Market Value of Products Sold	\$885,000	\$19,021,000
Crop Sales	\$50,000	\$927,000
Livestock Sales	\$836,000	\$18,093,000
Average Per Farm	\$9,729	\$29,907
Government Payments	\$41,000	\$332,000
Average Per Farm Receiving Payments	\$1,642	\$1,756

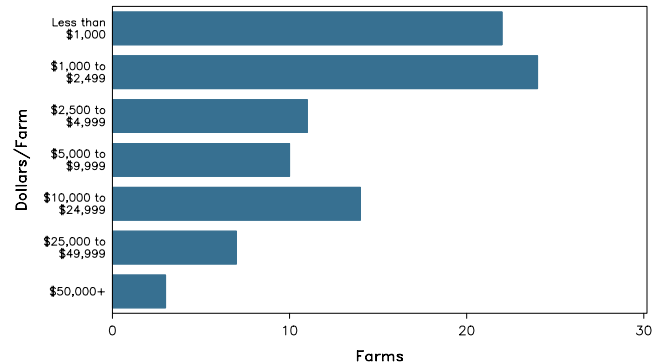
See footnotes on reverse page.

Farms with Women Principal Operators

Farms by Size



Farms by Economic Size



2007 CENSUS OF AGRICULTURE

Newton County – Arkansas Farms with Women Principal Operators

Selected Highlights

Item	Farms	Quantity
MARKET VALUE OF AGRICULTURAL PRODUCTS SOLD (\$1,000)		
Total value of agricultural products sold	91	885
Value of crops including nursery and greenhouse	13	50
Value of livestock, poultry, and their products	66	836
VALUE OF SALES BY COMMODITY GROUP (\$1,000)		
Grains, oilseeds, dry beans, and dry peas	-	-
Tobacco	-	-
Cotton and cottonseed	-	-
Vegetables, melons, potatoes and sweet potatoes	2	(D)
Fruits, tree nuts, and berries	1	(D)
Nursery, greenhouse, floriculture, and sod	2	(D)
Cut Christmas trees and short rotation woody crops	-	-
Other crops and hay	11	35
Poultry and eggs	13	(D)
Cattle and calves	46	(D)
Milk and other dairy products from cows	-	-
Hogs and pigs	4	(D)
Sheep, goats, and their products	11	11
Horses, ponies, mules, burros, and donkeys	8	23
Aquaculture	1	(D)
Other animals and other animal products	-	-
TOP CROP ITEMS (acres)		
Forage - land used for all hay and haylage, grass silage, and greenchop	33	1,003
Vegetables harvested for sale	2	(D)
Land in berries	1	(D)
Beans, snap	1	(D)
Cabbage, head	1	(D)
TOP LIVESTOCK INVENTORY ITEMS (number)		
Cattle and calves	58	2,331
Layers	12	724
Hogs and pigs	6	(D)
Goats, all	21	446
Horses and ponies	29	104

Operator Characteristics

Item	Quantity
Primary occupation:	
Farming	31
Other	60
Days worked off farm:	
None	36
Any	55
Years on present farm:	
2 years or less	9
3 to 4 years	10
5 to 9 years	13
10 years or more	59
Age group:	
Under 45 years	20
45 to 64 years	46
65 years and over	25
Average age of principal operator (years)	55.7

Economic Characteristics

Item	Quantity
Farms by value of sales:	
Less than \$1,000	24
\$1,000 to \$2,499	23
\$2,500 to \$4,999	10
\$5,000 to \$9,999	15
\$10,000 to \$49,999	16
\$50,000 to \$99,999	2
\$100,000 to \$249,999	1
\$250,000 to \$499,999	-
\$500,000 or more	-
Total farm production expenses (\$1,000)	1,076
Average per farm (\$)	11,819
Net cash farm income of operation (\$1,000)	-18
Average per farm (\$)	-200
Value of agricultural products sold directly to individuals for human consumption (\$1,000)	4
Total organic product sales (\$1,000)	(D)
Total income from farm-related sources, gross before taxes and expenses (\$1,000)	131

See "Census of Agriculture, Volume 1, Geographic Area Series" for complete footnotes, explanations, definitions, and methodology.
(D) Cannot be disclosed. (Z) Less than half of the unit shown.

2007 CENSUS *OF* AGRICULTURE

Newton County – Arkansas

Farms with Spanish, Hispanic, or Latino Operators Compared with All Farms



Data are not available at this geographic level for farms with Spanish, Hispanic, or Latino operators.



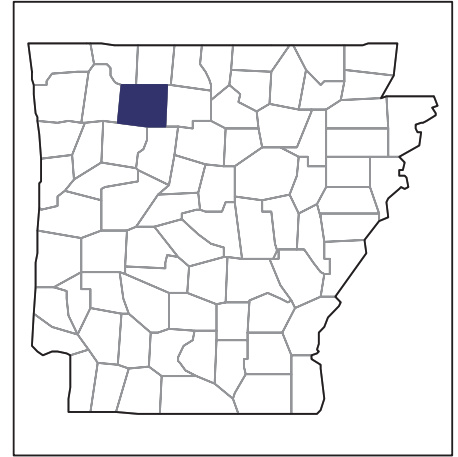
United States Department of Agriculture
National Agricultural Statistics Service

www.agcensus.usda.gov

2007 CENSUS OF AGRICULTURE

Newton County – Arkansas

Farms with American Indian or Alaska Native Operators Compared with All Farms



Data are not available at this geographic level for farms with American Indian or Alaska Native operators.



United States Department of Agriculture
National Agricultural Statistics Service

www.agcensus.usda.gov

2007 CENSUS *OF* AGRICULTURE

Newton County – Arkansas

**Farms with Asian Operators
Compared with All Farms**



Data are not available at this geographic level for farms with Asian operators.



United States Department of Agriculture
National Agricultural Statistics Service

www.agcensus.usda.gov

2007 CENSUS OF AGRICULTURE

Newton County – Arkansas

Farms with Black or African American Operators Compared with All Farms



Data are not available at this geographic level for farms with Black or African American operators.



United States Department of Agriculture
National Agricultural Statistics Service

www.agcensus.usda.gov

2007 CENSUS *OF* AGRICULTURE

Newton County – Arkansas

Farms with Native Hawaiian or Other Pacific Islander Operators Compared with All Farms



Data are not available at this geographic level for farms with Native Hawaiian or Other Pacific Islander operators.



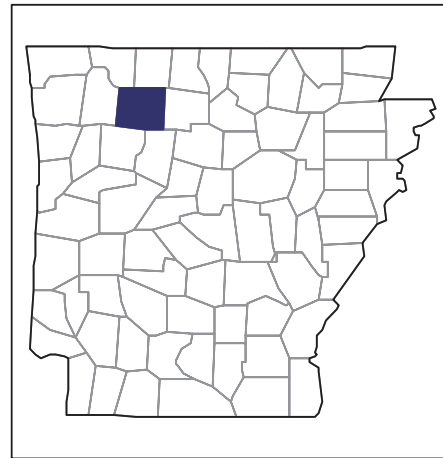
United States Department of Agriculture
National Agricultural Statistics Service

www.agcensus.usda.gov

2007 CENSUS *OF* AGRICULTURE

Newton County – Arkansas

Farms with White Operators Compared with All Farms



Data are not available at this geographic level for farms with White operators.



United States Department of Agriculture
National Agricultural Statistics Service

www.agcensus.usda.gov

