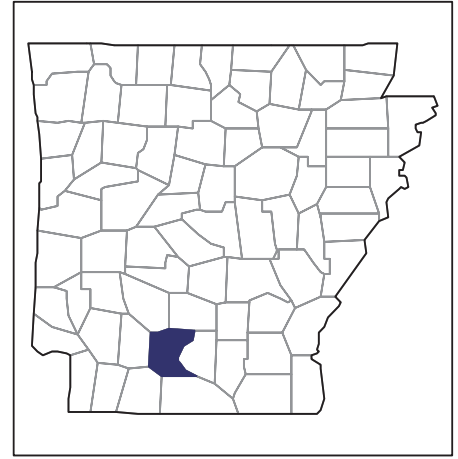


2007 CENSUS OF AGRICULTURE



Ouachita County – Arkansas

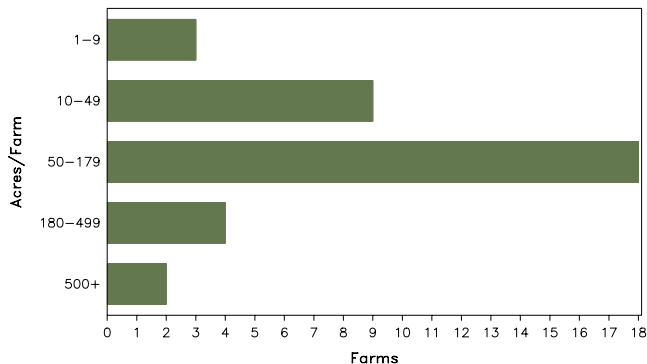
Farms with Women Principal Operators Compared with All Farms

	Women Principal Operators	All Farms
Number of Farms	36	222
Land in Farms	5,498 acres	32,513 acres
Average Size of Farm	153 acres	146 acres
Market Value of Products Sold	\$633,000	\$16,668,000
Crop Sales	\$557,000	\$1,514,000
Livestock Sales	\$76,000	\$15,154,000
Average Per Farm	\$17,587	\$75,083
Government Payments	\$25,000	\$49,000
Average Per Farm Receiving Payments	\$4,224	\$2,884

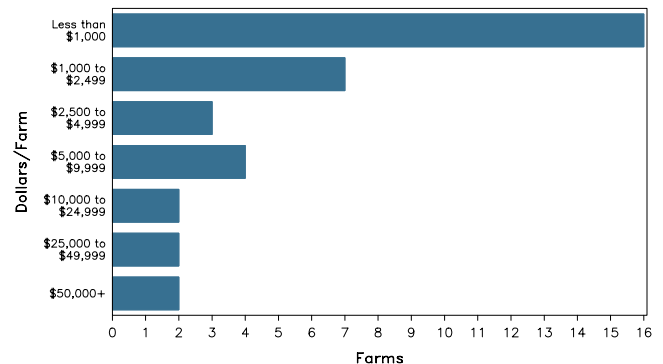
See footnotes on reverse page.

Farms with Women Principal Operators

Farms by Size



Farms by Economic Size



2007 CENSUS OF AGRICULTURE

Ouachita County – Arkansas Farms with Women Principal Operators

Selected Highlights

Item	Farms	Quantity
MARKET VALUE OF AGRICULTURAL PRODUCTS SOLD (\$1,000)		
Total value of agricultural products sold	36	633
Value of crops including nursery and greenhouse	7	557
Value of livestock, poultry, and their products	13	76
VALUE OF SALES BY COMMODITY GROUP (\$1,000)		
Grains, oilseeds, dry beans, and dry peas	-	-
Tobacco	-	-
Cotton and cottonseed	-	-
Vegetables, melons, potatoes and sweet potatoes	-	-
Fruits, tree nuts, and berries	-	-
Nursery, greenhouse, floriculture, and sod	2	(D)
Cut Christmas trees and short rotation woody crops	-	-
Other crops and hay	5	(D)
Poultry and eggs	4	(D)
Cattle and calves	12	72
Milk and other dairy products from cows	-	-
Hogs and pigs	1	(D)
Sheep, goats, and their products	-	-
Horses, ponies, mules, burros, and donkeys	-	-
Aquaculture	-	-
Other animals and other animal products	3	-
TOP CROP ITEMS (acres)		
Forage - land used for all hay and haylage, grass silage, and greenchop	14	618
Floriculture crops, total	2	(D)
TOP LIVESTOCK INVENTORY ITEMS (number)		
Cattle and calves	14	242
Layers	6	102
Goats, all	3	54
Horses and ponies	8	42
Hogs and pigs	1	(D)

Operator Characteristics

Item	Quantity
Primary occupation:	
Farming	10
Other	26
Days worked off farm:	
None	16
Any	20
Years on present farm:	
2 years or less	5
3 to 4 years	5
5 to 9 years	2
10 years or more	24
Age group:	
Under 45 years	3
45 to 64 years	11
65 years and over	22
Average age of principal operator (years)	66.8

Economic Characteristics

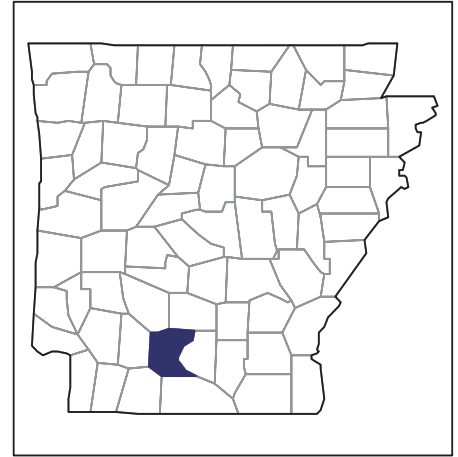
Item	Quantity
Farms by value of sales:	
Less than \$1,000	20
\$1,000 to \$2,499	6
\$2,500 to \$4,999	1
\$5,000 to \$9,999	4
\$10,000 to \$49,999	3
\$50,000 to \$99,999	-
\$100,000 to \$249,999	2
\$250,000 to \$499,999	-
\$500,000 or more	-
Total farm production expenses (\$1,000)	818
Average per farm (\$)	22,714
Net cash farm income of operation (\$1,000)	-145
Average per farm (\$)	-4,022
Value of agricultural products sold directly to individuals for human consumption (\$1,000)	(D)
Total organic product sales (\$1,000)	-
Total income from farm-related sources, gross before taxes and expenses (\$1,000)	(D)

See "Census of Agriculture, Volume 1, Geographic Area Series" for complete footnotes, explanations, definitions, and methodology.
(D) Cannot be disclosed. (Z) Less than half of the unit shown.

2007 CENSUS *OF* **AGRICULTURE**

Ouachita County – Arkansas

Farms with Spanish, Hispanic, or Latino Operators Compared with All Farms



Data are not available at this geographic level for farms with Spanish, Hispanic, or Latino operators.



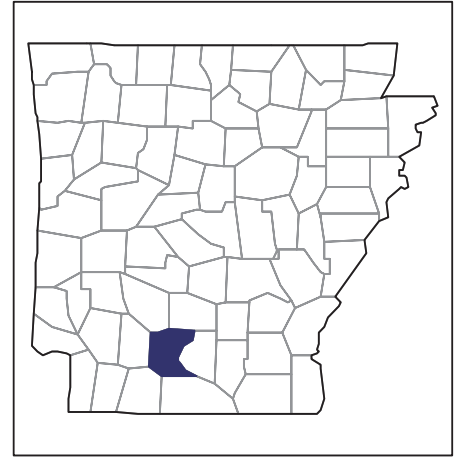
United States Department of Agriculture
National Agricultural Statistics Service

www.agcensus.usda.gov

2007 CENSUS *OF* AGRICULTURE

Ouachita County – Arkansas

Farms with American Indian or Alaska Native Operators Compared with All Farms



Data are not available at this geographic level for farms with American Indian or Alaska Native operators.



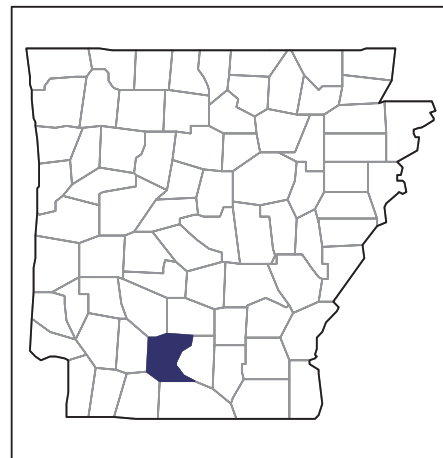
United States Department of Agriculture
National Agricultural Statistics Service

www.agcensus.usda.gov

2007 CENSUS *OF* AGRICULTURE

Ouachita County – Arkansas

**Farms with Asian Operators
Compared with All Farms**



Data are not available at this geographic level for farms with Asian operators.



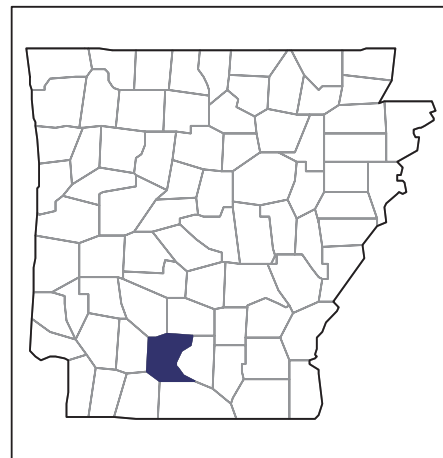
United States Department of Agriculture
National Agricultural Statistics Service

www.agcensus.usda.gov

2007 CENSUS *OF* AGRICULTURE

Ouachita County – Arkansas

Farms with Black or African American Operators Compared with All Farms



Data are not available at this geographic level for farms with Black or African American operators.



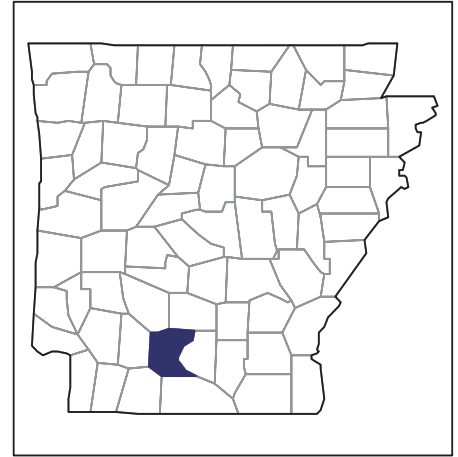
United States Department of Agriculture
National Agricultural Statistics Service

www.agcensus.usda.gov

2007 CENSUS *OF* AGRICULTURE

Ouachita County – Arkansas

Farms with Native Hawaiian or Other Pacific Islander Operators Compared with All Farms



Data are not available at this geographic level for farms with Native Hawaiian or Other Pacific Islander operators.



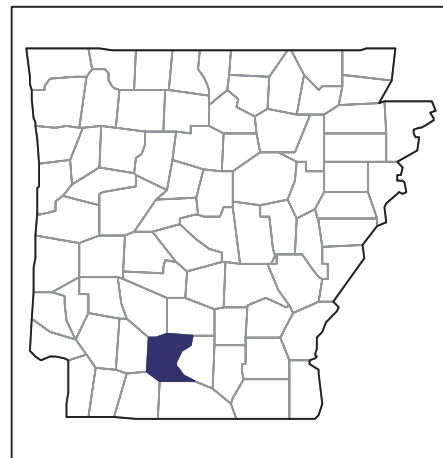
United States Department of Agriculture
National Agricultural Statistics Service

www.agcensus.usda.gov

2007 CENSUS *OF* AGRICULTURE

Ouachita County – Arkansas

**Farms with White Operators
Compared with All Farms**



Data are not available at this geographic level for farms with White operators.



United States Department of Agriculture
National Agricultural Statistics Service

www.agcensus.usda.gov

