

2007 CENSUS OF AGRICULTURE



Perry County – Arkansas

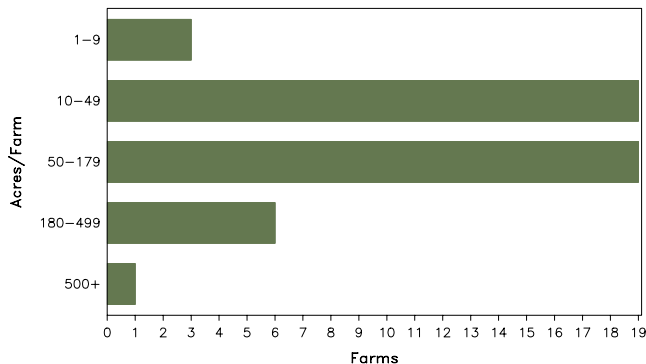
Farms with Women Principal Operators Compared with All Farms

	Women Principal Operators	All Farms
Number of Farms	48	453
Land in Farms	4,624 acres	72,681 acres
Average Size of Farm	96 acres	160 acres
Market Value of Products Sold	\$2,620,000	\$32,964,000
Crop Sales	\$106,000	\$6,276,000
Livestock Sales	\$2,514,000	\$26,687,000
Average Per Farm	\$54,592	\$72,767
Government Payments	\$16,000	\$366,000
Average Per Farm Receiving Payments	\$5,188	\$5,637

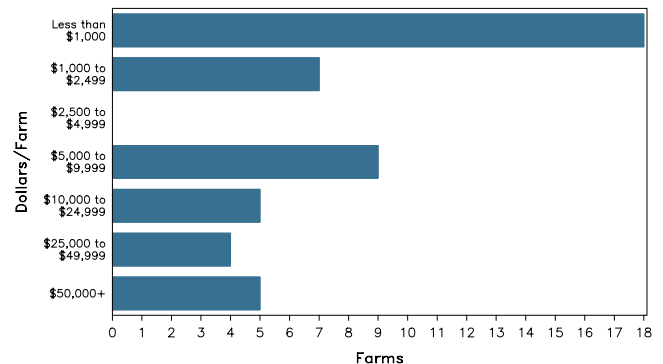
See footnotes on reverse page.

Farms with Women Principal Operators

Farms by Size



Farms by Economic Size



2007 CENSUS OF AGRICULTURE

Perry County – Arkansas Farms with Women Principal Operators

Selected Highlights

Item	Farms	Quantity
MARKET VALUE OF AGRICULTURAL PRODUCTS SOLD (\$1,000)		
Total value of agricultural products sold	48	2,620
Value of crops including nursery and greenhouse	12	106
Value of livestock, poultry, and their products	19	2,514
VALUE OF SALES BY COMMODITY GROUP (\$1,000)		
Grains, oilseeds, dry beans, and dry peas	-	-
Tobacco	-	-
Cotton and cottonseed	-	-
Vegetables, melons, potatoes and sweet potatoes	1	(D)
Fruits, tree nuts, and berries	-	-
Nursery, greenhouse, floriculture, and sod	4	(D)
Cut Christmas trees and short rotation woody crops	-	-
Other crops and hay	9	(D)
Poultry and eggs	11	(D)
Cattle and calves	9	178
Milk and other dairy products from cows	-	-
Hogs and pigs	3	18
Sheep, goats, and their products	7	10
Horses, ponies, mules, burros, and donkeys	3	(D)
Aquaculture	-	-
Other animals and other animal products	-	-
TOP CROP ITEMS (acres)		
Forage - land used for all hay and haylage, grass silage, and greenchop	19	846
Sod harvested	3	45
Vegetables harvested for sale	1	(D)
Tomatoes in the open	1	(D)
Peas, green southern (cowpeas) - blackeyed, crowder, etc.	1	(D)
TOP LIVESTOCK INVENTORY ITEMS (number)		
Broilers and other meat-type chickens	4	190,400
Cattle and calves	24	863
Quail	3	(D)
Goats, all	8	180
Layers	10	149

Operator Characteristics

Item	Quantity
Primary occupation:	
Farming	16
Other	32
Days worked off farm:	
None	28
Any	20
Years on present farm:	
2 years or less	-
3 to 4 years	5
5 to 9 years	12
10 years or more	31
Age group:	
Under 45 years	1
45 to 64 years	32
65 years and over	15
Average age of principal operator (years)	62.0

Economic Characteristics

Item	Quantity
Farms by value of sales:	
Less than \$1,000	19
\$1,000 to \$2,499	6
\$2,500 to \$4,999	-
\$5,000 to \$9,999	9
\$10,000 to \$49,999	9
\$50,000 to \$99,999	1
\$100,000 to \$249,999	1
\$250,000 to \$499,999	2
\$500,000 or more	1
Total farm production expenses (\$1,000)	2,348
Average per farm (\$)	48,910
Net cash farm income of operation (\$1,000)	425
Average per farm (\$)	8,850
Value of agricultural products sold directly to individuals for human consumption (\$1,000)	2
Total organic product sales (\$1,000)	-
Total income from farm-related sources, gross before taxes and expenses (\$1,000)	136

See "Census of Agriculture, Volume 1, Geographic Area Series" for complete footnotes, explanations, definitions, and methodology.
(D) Cannot be disclosed. (Z) Less than half of the unit shown.

2007 CENSUS *OF* **AGRICULTURE**

Perry County – Arkansas

Farms with Spanish, Hispanic, or Latino Operators Compared with All Farms



Data are not available at this geographic level for farms with Spanish, Hispanic, or Latino operators.



United States Department of Agriculture
National Agricultural Statistics Service

www.agcensus.usda.gov

2007 CENSUS OF AGRICULTURE

Perry County – Arkansas

Farms with American Indian or Alaska Native Operators Compared with All Farms



Data are not available at this geographic level for farms with American Indian or Alaska Native operators.



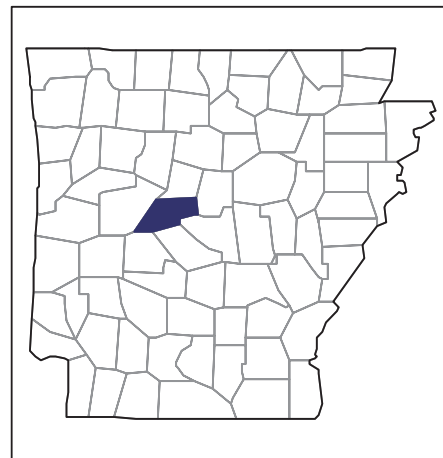
United States Department of Agriculture
National Agricultural Statistics Service

www.agcensus.usda.gov

2007 CENSUS *OF* AGRICULTURE

Perry County – Arkansas

**Farms with Asian Operators
Compared with All Farms**



Data are not available at this geographic level for farms with Asian operators.



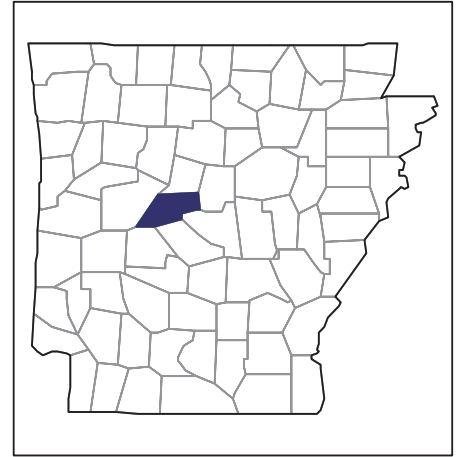
United States Department of Agriculture
National Agricultural Statistics Service

www.agcensus.usda.gov

2007 CENSUS *OF* AGRICULTURE

Perry County – Arkansas

Farms with Black or African American Operators Compared with All Farms



Data are not available at this geographic level for farms with Black or African American operators.



United States Department of Agriculture
National Agricultural Statistics Service

www.agcensus.usda.gov

2007 CENSUS *OF* **AGRICULTURE**

Perry County – Arkansas

Farms with Native Hawaiian or Other Pacific Islander Operators Compared with All Farms



Data are not available at this geographic level for farms with Native Hawaiian or Other Pacific Islander operators.



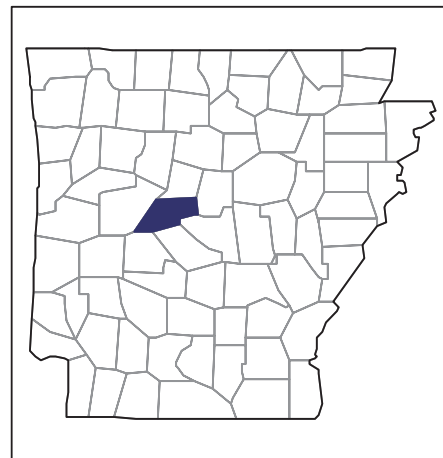
United States Department of Agriculture
National Agricultural Statistics Service

www.agcensus.usda.gov

2007 CENSUS *OF* AGRICULTURE

Perry County – Arkansas

**Farms with White Operators
Compared with All Farms**



Data are not available at this geographic level for farms with White operators.



United States Department of Agriculture
National Agricultural Statistics Service

www.agcensus.usda.gov

