

2007 CENSUS OF AGRICULTURE



Polk County – Arkansas

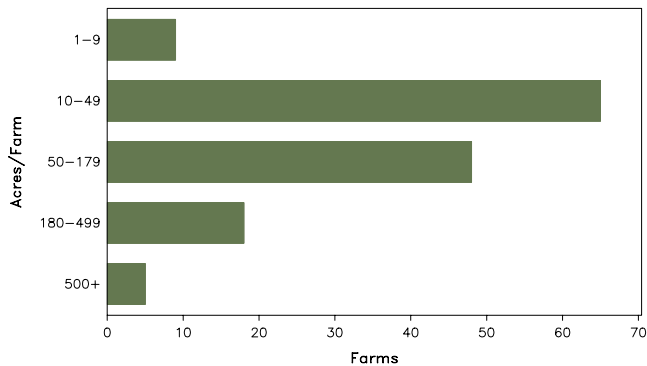
Farms with Women Principal Operators Compared with All Farms

	Women Principal Operators	All Farms
Number of Farms	145	1,007
Land in Farms	15,714 acres	133,351 acres
Average Size of Farm	108 acres	132 acres
Market Value of Products Sold	\$24,889,000	\$135,529,000
Crop Sales	\$327,000	\$1,687,000
Livestock Sales	\$24,562,000	\$133,842,000
Average Per Farm	\$171,646	\$134,587
Government Payments	\$3,000	\$77,000
Average Per Farm Receiving Payments	\$820	\$2,013

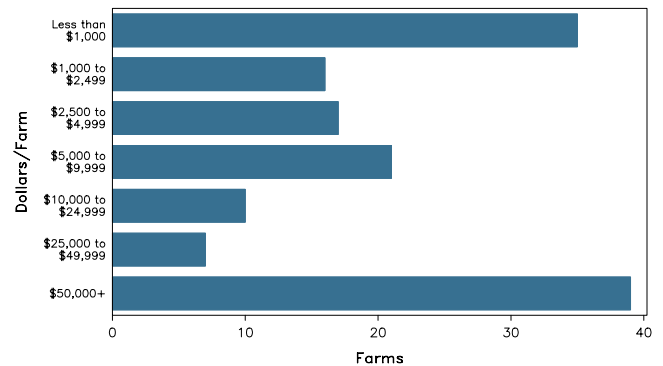
See footnotes on reverse page.

Farms with Women Principal Operators

Farms by Size



Farms by Economic Size



2007 CENSUS OF AGRICULTURE

Polk County – Arkansas Farms with Women Principal Operators

Selected Highlights

Item	Farms	Quantity
MARKET VALUE OF AGRICULTURAL PRODUCTS SOLD (\$1,000)		
Total value of agricultural products sold	145	24,889
Value of crops including nursery and greenhouse	37	327
Value of livestock, poultry, and their products	107	24,562
VALUE OF SALES BY COMMODITY GROUP (\$1,000)		
Grains, oilseeds, dry beans, and dry peas	-	-
Tobacco	-	-
Cotton and cottonseed	-	-
Vegetables, melons, potatoes and sweet potatoes	-	-
Fruits, tree nuts, and berries	1	(D)
Nursery, greenhouse, floriculture, and sod	1	(D)
Cut Christmas trees and short rotation woody crops	-	-
Other crops and hay	36	(D)
Poultry and eggs	44	21,686
Cattle and calves	69	1,341
Milk and other dairy products from cows	-	-
Hogs and pigs	8	(D)
Sheep, goats, and their products	3	(D)
Horses, ponies, mules, burros, and donkeys	14	40
Aquaculture	-	-
Other animals and other animal products	2	(D)
TOP CROP ITEMS (acres)		
Forage - land used for all hay and haylage, grass silage, and greenchop	76	3,083
Land in berries	1	(D)
TOP LIVESTOCK INVENTORY ITEMS (number)		
Broilers and other meat-type chickens	17	857,606
Pullets for laying flock replacement	9	126,085
Layers	19	43,164
Cattle and calves	82	4,679
Hogs and pigs	7	3,391

Operator Characteristics

Item	Quantity
Primary occupation:	
Farming	82
Other	63
Days worked off farm:	
None	64
Any	81
Years on present farm:	
2 years or less	6
3 to 4 years	10
5 to 9 years	28
10 years or more	101
Age group:	
Under 45 years	16
45 to 64 years	89
65 years and over	40
Average age of principal operator (years)	57.8

Economic Characteristics

Item	Quantity
Farms by value of sales:	
Less than \$1,000	35
\$1,000 to \$2,499	16
\$2,500 to \$4,999	17
\$5,000 to \$9,999	21
\$10,000 to \$49,999	17
\$50,000 to \$99,999	3
\$100,000 to \$249,999	10
\$250,000 to \$499,999	12
\$500,000 or more	14
Total farm production expenses (\$1,000)	20,636
Average per farm (\$)	142,319
Net cash farm income of operation (\$1,000)	4,356
Average per farm (\$)	30,039
Value of agricultural products sold directly to individuals for human consumption (\$1,000)	5
Total organic product sales (\$1,000)	-
Total income from farm-related sources, gross before taxes and expenses (\$1,000)	100

See "Census of Agriculture, Volume 1, Geographic Area Series" for complete footnotes, explanations, definitions, and methodology.
(D) Cannot be disclosed. (Z) Less than half of the unit shown.

2007 CENSUS *OF* AGRICULTURE

Polk County – Arkansas

Farms with Spanish, Hispanic, or Latino Operators Compared with All Farms



Data are not available at this geographic level for farms with Spanish, Hispanic, or Latino operators.



United States Department of Agriculture
National Agricultural Statistics Service

www.agcensus.usda.gov

2007 CENSUS OF AGRICULTURE



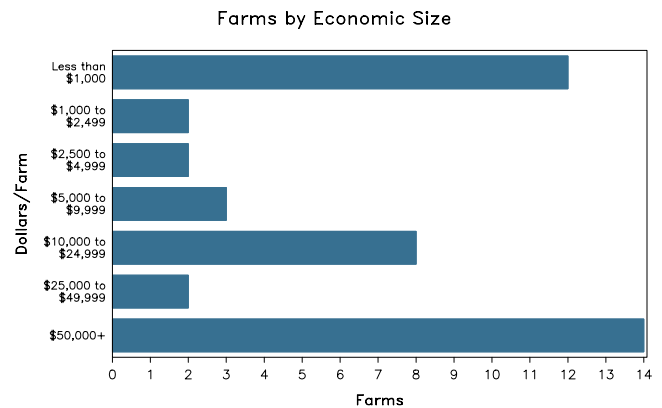
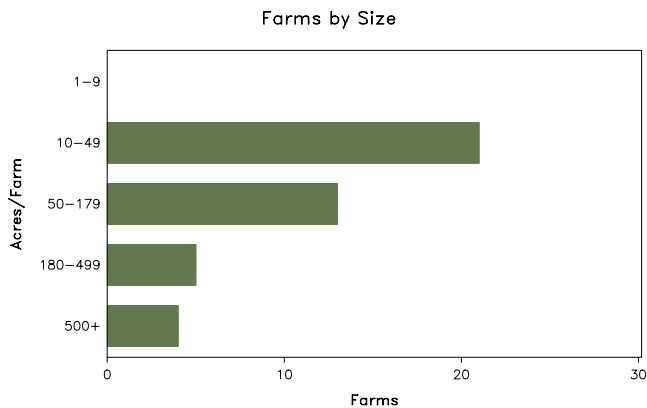
Polk County – Arkansas

Farms with American Indian or Alaska Native Operators Compared with All Farms

	American Indian or Alaska Native Operators ²	All Farms
Number of Farm Operators ¹	59	1,598
Number of Farms	43	1,007
Land in Farms	5,662 acres	133,351 acres
Average Size of Farm	132 acres	132 acres
Market Value of Products Sold	\$7,225,000	\$135,529,000
Crop Sales	\$251,000	\$1,687,000
Livestock Sales	\$6,974,000	\$133,842,000
Average Per Farm	\$168,033	\$134,587
Government Payments	(D)	\$77,000
Average Per Farm Receiving Payments	(D)	\$2,013

See footnotes on reverse page.

Farms with American Indian or Alaska Native Operators



2007 CENSUS OF AGRICULTURE

Polk County – Arkansas Farms with American Indian or Alaska Native Operators

Selected Highlights

Item	Farms	Quantity
MARKET VALUE OF AGRICULTURAL PRODUCTS SOLD (\$1,000)		
Total value of agricultural products sold	43	7,225
Value of crops including nursery and greenhouse	24	251
Value of livestock, poultry, and their products	23	6,974
VALUE OF SALES BY COMMODITY GROUP (\$1,000)		
Grains, oilseeds, dry beans, and dry peas	-	-
Tobacco	-	-
Cotton and cottonseed	-	-
Vegetables, melons, potatoes and sweet potatoes	1	(D)
Fruits, tree nuts, and berries	1	(D)
Nursery, greenhouse, floriculture, and sod	1	(D)
Cut Christmas trees and short rotation woody crops	-	-
Other crops and hay	23	(D)
Poultry and eggs	12	6,388
Cattle and calves	15	586
Milk and other dairy products from cows	-	-
Hogs and pigs	-	-
Sheep, goats, and their products	-	-
Horses, ponies, mules, burros, and donkeys	-	-
Aquaculture	-	-
Other animals and other animal products	-	-
TOP CROP ITEMS (acres)		
Forage - land used for all hay and haylage, grass silage, and greenchop	37	1,829
Nursery stock	1	(D)
Grapes	1	(D)
Peaches, all	1	(D)
Vegetables harvested for sale	1	(D)
TOP LIVESTOCK INVENTORY ITEMS (number)		
Broilers and other meat-type chickens	5	296,800
Pullets for laying flock replacement	4	80,000
Cattle and calves	20	1,543
Horses and ponies	19	120
Goats, all	5	27

Operator Characteristics

Item	Quantity
Primary occupation:	
Farming	30
Other	29
Days worked off farm:	
None	25
Any	34
Years on present farm:	
2 years or less	1
3 to 4 years	9
5 to 9 years	13
10 years or more	36
Age group:	
Under 45 years	13
45 to 64 years	35
65 years and over	11
Average age (years)	53.3

Economic Characteristics

Item	Quantity
Farms by value of sales:	
Less than \$1,000	12
\$1,000 to \$2,499	2
\$2,500 to \$4,999	2
\$5,000 to \$9,999	3
\$10,000 to \$49,999	10
\$50,000 to \$99,999	2
\$100,000 to \$249,999	3
\$250,000 to \$499,999	4
\$500,000 or more	5
Total farm production expenses (\$1,000)	6,124
Average per farm (\$)	142,407
Net cash farm income of operation (\$1,000)	1,150
Average per farm (\$)	26,737
Value of agricultural products sold directly to individuals for human consumption (\$1,000)	(D)
Total organic product sales (\$1,000)	-
Total income from farm-related sources, gross before taxes and expenses (\$1,000)	44

See "Census of Agriculture, Volume 1, Geographic Area Series" for complete footnotes, explanations, definitions, and methodology.

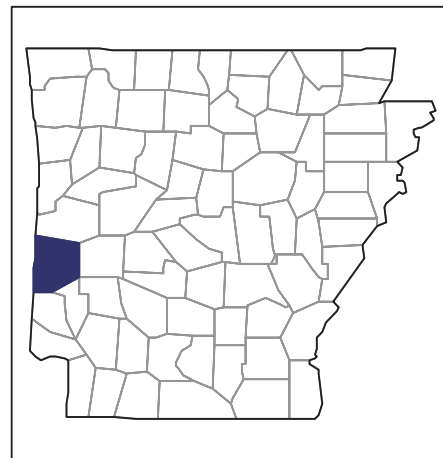
(D) Cannot be disclosed. (Z) Less than half of the unit shown.

¹ Data were collected for a maximum of three operators per farm. ² Operators reporting selected race alone or in combination with other races.

2007 CENSUS *OF* AGRICULTURE

Polk County – Arkansas

**Farms with Asian Operators
Compared with All Farms**



Data are not available at this geographic level for farms with Asian operators.



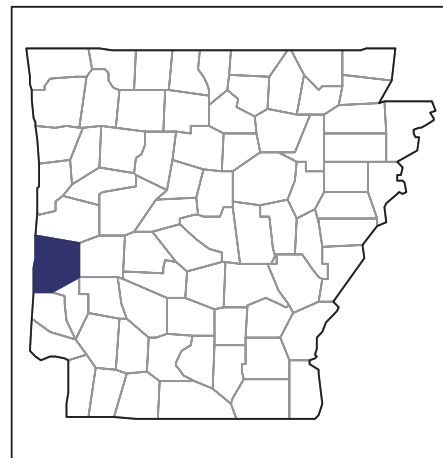
United States Department of Agriculture
National Agricultural Statistics Service

www.agcensus.usda.gov

2007 CENSUS *OF* AGRICULTURE

Polk County – Arkansas

Farms with Black or African American Operators Compared with All Farms



Data are not available at this geographic level for farms with Black or African American operators.



United States Department of Agriculture
National Agricultural Statistics Service

www.agcensus.usda.gov

2007 CENSUS *OF* AGRICULTURE

Polk County – Arkansas

Farms with Native Hawaiian or Other Pacific Islander Operators Compared with All Farms



Data are not available at this geographic level for farms with Native Hawaiian or Other Pacific Islander operators.



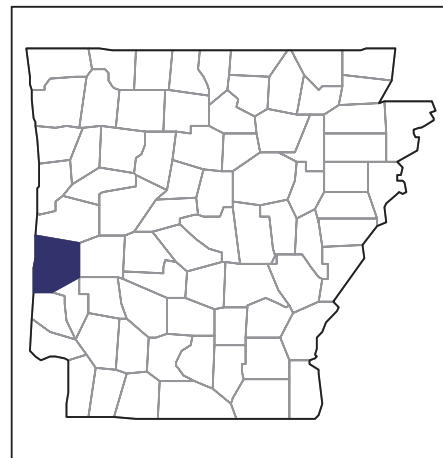
United States Department of Agriculture
National Agricultural Statistics Service

www.agcensus.usda.gov

2007 CENSUS *OF* AGRICULTURE

Polk County – Arkansas

**Farms with White Operators
Compared with All Farms**



Data are not available at this geographic level for farms with White operators.



United States Department of Agriculture
National Agricultural Statistics Service

www.agcensus.usda.gov

