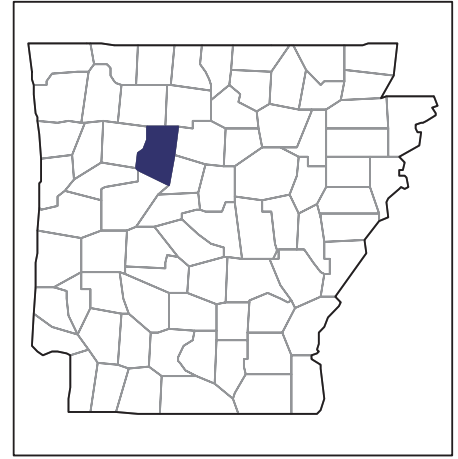


2007 CENSUS OF AGRICULTURE



Pope County – Arkansas

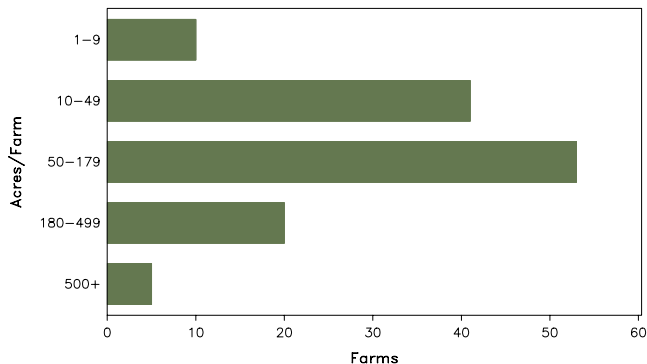
Farms with Women Principal Operators Compared with All Farms

	Women Principal Operators	All Farms
Number of Farms	129	1,080
Land in Farms	17,597 acres	153,693 acres
Average Size of Farm	136 acres	142 acres
Market Value of Products Sold	\$12,846,000	\$148,863,000
Crop Sales	\$277,000	\$6,105,000
Livestock Sales	\$12,569,000	\$142,758,000
Average Per Farm	\$99,581	\$137,836
Government Payments	\$41,000	\$334,000
Average Per Farm Receiving Payments	\$5,157	\$4,458

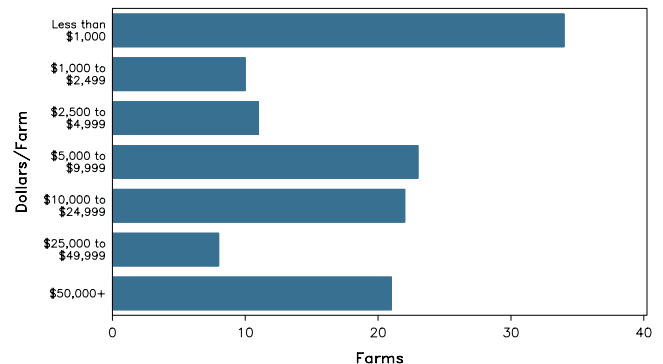
See footnotes on reverse page.

Farms with Women Principal Operators

Farms by Size



Farms by Economic Size



2007 CENSUS OF AGRICULTURE

Pope County – Arkansas Farms with Women Principal Operators

Selected Highlights

Item	Farms	Quantity
MARKET VALUE OF AGRICULTURAL PRODUCTS SOLD (\$1,000)		
Total value of agricultural products sold	129	12,846
Value of crops including nursery and greenhouse	22	277
Value of livestock, poultry, and their products	84	12,569
VALUE OF SALES BY COMMODITY GROUP (\$1,000)		
Grains, oilseeds, dry beans, and dry peas	1	(D)
Tobacco	-	-
Cotton and cottonseed	-	-
Vegetables, melons, potatoes and sweet potatoes	4	13
Fruits, tree nuts, and berries	-	-
Nursery, greenhouse, floriculture, and sod	3	(D)
Cut Christmas trees and short rotation woody crops	-	-
Other crops and hay	16	116
Poultry and eggs	25	(D)
Cattle and calves	62	828
Milk and other dairy products from cows	-	-
Hogs and pigs	1	(D)
Sheep, goats, and their products	3	41
Horses, ponies, mules, burros, and donkeys	13	(D)
Aquaculture	-	-
Other animals and other animal products	-	-
TOP CROP ITEMS (acres)		
Forage - land used for all hay and haylage, grass silage, and greenchop	61	4,013
Soybeans for beans	1	(D)
Wheat for grain, all	1	(D)
Sorghum for grain	1	(D)
Vegetables harvested for sale	2	(D)
TOP LIVESTOCK INVENTORY ITEMS (number)		
Broilers and other meat-type chickens	11	681,000
Layers	13	71,922
Cattle and calves	73	3,461
Horses and ponies	49	324
Goats, all	6	225

Operator Characteristics

Item	Quantity
Primary occupation:	
Farming	48
Other	81
Days worked off farm:	
None	56
Any	73
Years on present farm:	
2 years or less	2
3 to 4 years	9
5 to 9 years	34
10 years or more	84
Age group:	
Under 45 years	28
45 to 64 years	65
65 years and over	36
Average age of principal operator (years)	56.0

Economic Characteristics

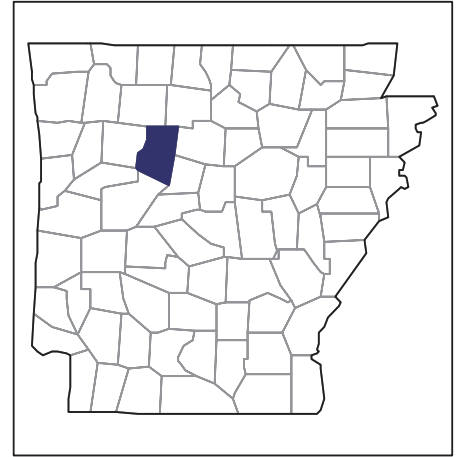
Item	Quantity
Farms by value of sales:	
Less than \$1,000	35
\$1,000 to \$2,499	10
\$2,500 to \$4,999	12
\$5,000 to \$9,999	22
\$10,000 to \$49,999	29
\$50,000 to \$99,999	2
\$100,000 to \$249,999	5
\$250,000 to \$499,999	2
\$500,000 or more	12
Total farm production expenses (\$1,000)	11,115
Average per farm (\$)	86,165
Net cash farm income of operation (\$1,000)	1,851
Average per farm (\$)	14,349
Value of agricultural products sold directly to individuals for human consumption (\$1,000)	20
Total organic product sales (\$1,000)	-
Total income from farm-related sources, gross before taxes and expenses (\$1,000)	79

See "Census of Agriculture, Volume 1, Geographic Area Series" for complete footnotes, explanations, definitions, and methodology.
(D) Cannot be disclosed. (Z) Less than half of the unit shown.

2007 CENSUS OF AGRICULTURE

Pope County – Arkansas

Farms with Spanish, Hispanic, or Latino Operators Compared with All Farms



Data are not available at this geographic level for farms with Spanish, Hispanic, or Latino operators.



United States Department of Agriculture
National Agricultural Statistics Service

www.agcensus.usda.gov

2007 CENSUS OF AGRICULTURE



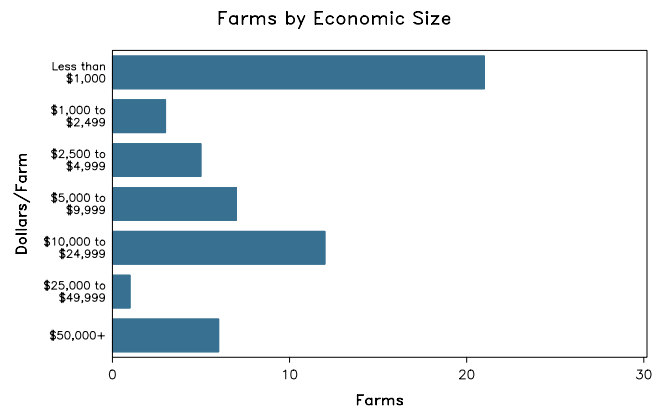
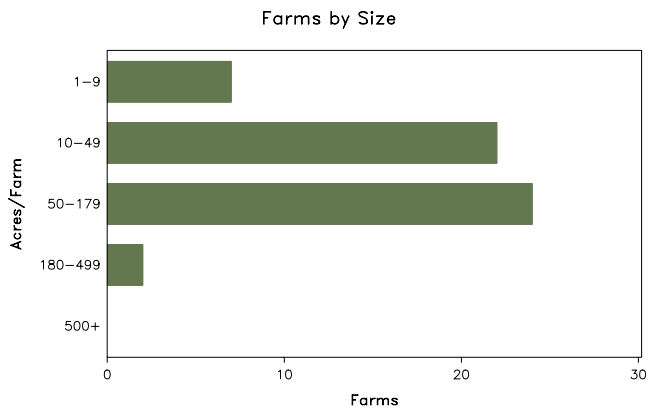
Pope County – Arkansas

Farms with American Indian or Alaska Native Operators Compared with All Farms

	American Indian or Alaska Native Operators ²	All Farms
Number of Farm Operators ¹	68	1,649
Number of Farms	55	1,080
Land in Farms	3,124 acres	153,693 acres
Average Size of Farm	57 acres	142 acres
Market Value of Products Sold	\$4,007,000	\$148,863,000
Crop Sales	\$407,000	\$6,105,000
Livestock Sales	\$3,599,000	\$142,758,000
Average Per Farm	\$72,847	\$137,836
Government Payments	(D)	\$334,000
Average Per Farm Receiving Payments	(D)	\$4,458

See footnotes on reverse page.

Farms with American Indian or Alaska Native Operators



2007 CENSUS OF AGRICULTURE

Pope County – Arkansas Farms with American Indian or Alaska Native Operators

Selected Highlights

Item	Farms	Quantity
MARKET VALUE OF AGRICULTURAL PRODUCTS SOLD (\$1,000)		
Total value of agricultural products sold	55	4,007
Value of crops including nursery and greenhouse	22	407
Value of livestock, poultry, and their products	24	3,599
VALUE OF SALES BY COMMODITY GROUP (\$1,000)		
Grains, oilseeds, dry beans, and dry peas	-	-
Tobacco	-	-
Cotton and cottonseed	-	-
Vegetables, melons, potatoes and sweet potatoes	6	284
Fruits, tree nuts, and berries	5	10
Nursery, greenhouse, floriculture, and sod	3	41
Cut Christmas trees and short rotation woody crops	-	-
Other crops and hay	14	72
Poultry and eggs	5	3,386
Cattle and calves	21	172
Milk and other dairy products from cows	-	-
Hogs and pigs	-	-
Sheep, goats, and their products	-	-
Horses, ponies, mules, burros, and donkeys	4	41
Aquaculture	-	-
Other animals and other animal products	-	-
TOP CROP ITEMS (acres)		
Forage - land used for all hay and haylage, grass silage, and greenchop	27	891
Vegetables harvested for sale	4	38
Peaches, all	3	(D)
Tomatoes in the open	4	13
Sweet corn	4	11
TOP LIVESTOCK INVENTORY ITEMS (number)		
Broilers and other meat-type chickens	2	(D)
Layers	3	(D)
Cattle and calves	31	732
Horses and ponies	19	141
Deer	1	(D)

Operator Characteristics

Item	Quantity
Primary occupation:	
Farming	25
Other	43
Days worked off farm:	
None	24
Any	44
Years on present farm:	
2 years or less	9
3 to 4 years	-
5 to 9 years	16
10 years or more	43
Age group:	
Under 45 years	7
45 to 64 years	48
65 years and over	13
Average age (years)	54.3

Economic Characteristics

Item	Quantity
Farms by value of sales:	
Less than \$1,000	21
\$1,000 to \$2,499	3
\$2,500 to \$4,999	5
\$5,000 to \$9,999	7
\$10,000 to \$49,999	13
\$50,000 to \$99,999	3
\$100,000 to \$249,999	-
\$250,000 to \$499,999	-
\$500,000 or more	3
Total farm production expenses (\$1,000)	3,361
Average per farm (\$)	61,107
Net cash farm income of operation (\$1,000)	670
Average per farm (\$)	12,187
Value of agricultural products sold directly to individuals for human consumption (\$1,000)	(D)
Total organic product sales (\$1,000)	(D)
Total income from farm-related sources, gross before taxes and expenses (\$1,000)	24

See "Census of Agriculture, Volume 1, Geographic Area Series" for complete footnotes, explanations, definitions, and methodology.

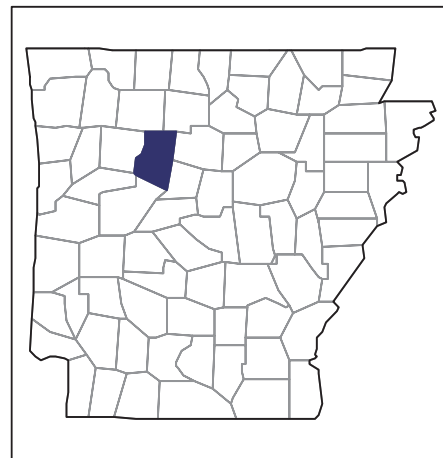
(D) Cannot be disclosed. (Z) Less than half of the unit shown.

¹ Data were collected for a maximum of three operators per farm. ² Operators reporting selected race alone or in combination with other races.

2007 CENSUS *OF* AGRICULTURE

Pope County – Arkansas

**Farms with Asian Operators
Compared with All Farms**



Data are not available at this geographic level for farms with Asian operators.



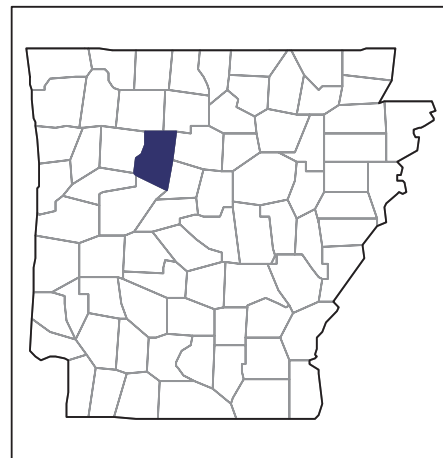
United States Department of Agriculture
National Agricultural Statistics Service

www.agcensus.usda.gov

2007 CENSUS *OF* AGRICULTURE

Pope County – Arkansas

Farms with Black or African American Operators Compared with All Farms



Data are not available at this geographic level for farms with Black or African American operators.



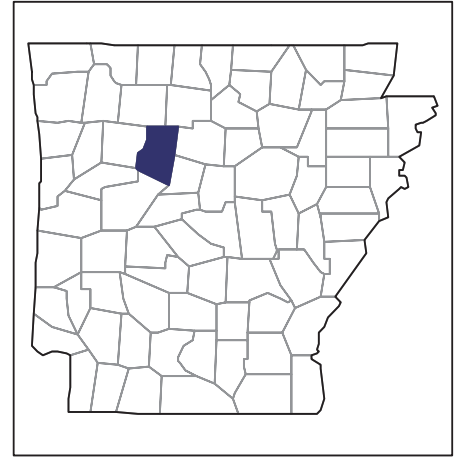
United States Department of Agriculture
National Agricultural Statistics Service

www.agcensus.usda.gov

2007 CENSUS *OF* AGRICULTURE

Pope County – Arkansas

Farms with Native Hawaiian or Other Pacific Islander Operators Compared with All Farms



Data are not available at this geographic level for farms with Native Hawaiian or Other Pacific Islander operators.



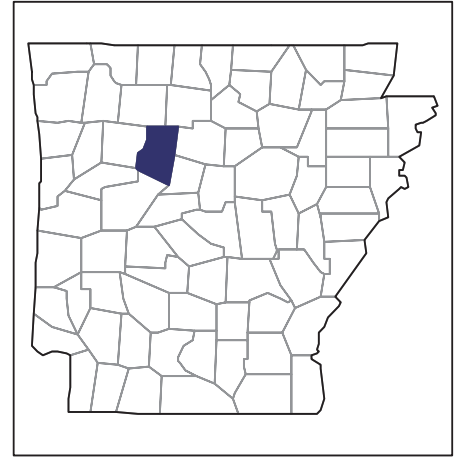
United States Department of Agriculture
National Agricultural Statistics Service

www.agcensus.usda.gov

2007 CENSUS *OF* AGRICULTURE

Pope County – Arkansas

**Farms with White Operators
Compared with All Farms**



Data are not available at this geographic level for farms with White operators.



United States Department of Agriculture
National Agricultural Statistics Service

www.agcensus.usda.gov

