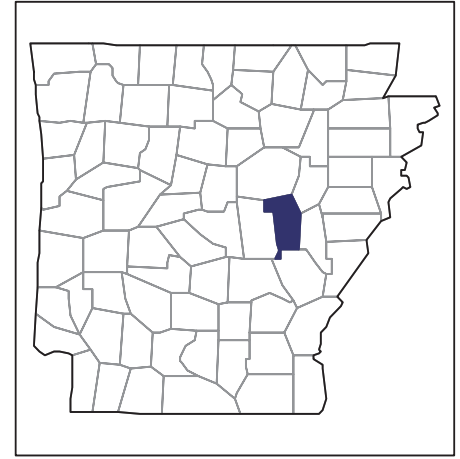


2007 CENSUS OF AGRICULTURE



Prairie County – Arkansas

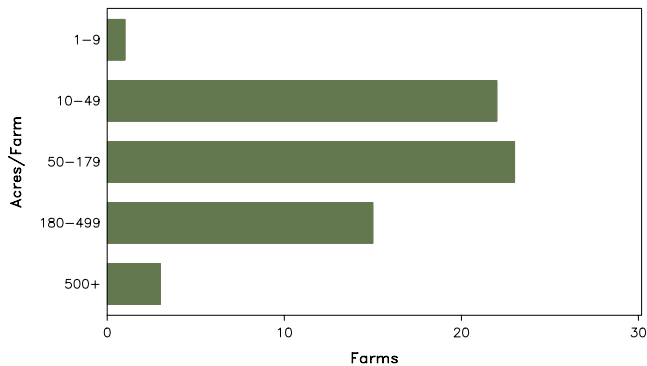
Farms with Women Principal Operators Compared with All Farms

	Women Principal Operators	All Farms
Number of Farms	64	539
Land in Farms	9,466 acres	331,825 acres
Average Size of Farm	148 acres	616 acres
Market Value of Products Sold	\$911,000	\$102,087,000
Crop Sales	\$880,000	\$95,794,000
Livestock Sales	\$30,000	\$6,294,000
Average Per Farm	\$14,228	\$189,402
Government Payments	\$331,000	\$10,866,000
Average Per Farm Receiving Payments	\$7,348	\$28,298

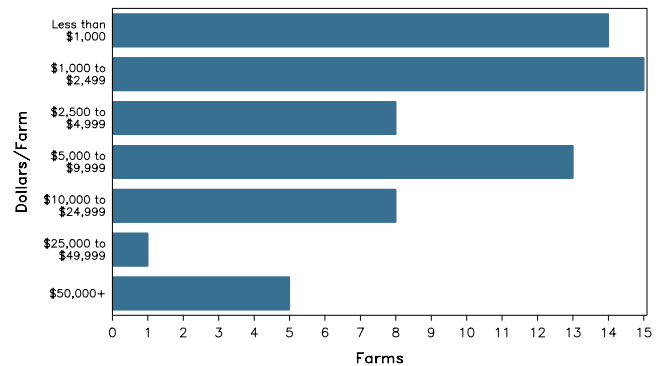
See footnotes on reverse page.

Farms with Women Principal Operators

Farms by Size



Farms by Economic Size



2007 CENSUS OF AGRICULTURE

Prairie County – Arkansas Farms with Women Principal Operators

Selected Highlights

Item	Farms	Quantity
MARKET VALUE OF AGRICULTURAL PRODUCTS SOLD (\$1,000)		
Total value of agricultural products sold	64	911
Value of crops including nursery and greenhouse	17	880
Value of livestock, poultry, and their products	7	30
VALUE OF SALES BY COMMODITY GROUP (\$1,000)		
Grains, oilseeds, dry beans, and dry peas	9	(D)
Tobacco	-	-
Cotton and cottonseed	-	-
Vegetables, melons, potatoes and sweet potatoes	-	-
Fruits, tree nuts, and berries	1	(D)
Nursery, greenhouse, floriculture, and sod	-	-
Cut Christmas trees and short rotation woody crops	-	-
Other crops and hay	7	(D)
Poultry and eggs	1	(D)
Cattle and calves	6	(D)
Milk and other dairy products from cows	-	-
Hogs and pigs	-	-
Sheep, goats, and their products	-	-
Horses, ponies, mules, burros, and donkeys	-	-
Aquaculture	-	-
Other animals and other animal products	-	-
TOP CROP ITEMS (acres)		
Soybeans for beans	8	1,631
Corn for grain	2	(D)
Forage - land used for all hay and haylage, grass silage, and greenchop	11	510
Rice	3	(D)
Wheat for grain, all	1	(D)
TOP LIVESTOCK INVENTORY ITEMS (number)		
Cattle and calves	10	215
Layers	1	(D)
Quail	1	(D)
Horses and ponies	5	25
Pullets for laying flock replacement	1	(D)

Operator Characteristics

Item	Quantity
Primary occupation:	
Farming	15
Other	49
Days worked off farm:	
None	27
Any	37
Years on present farm:	
2 years or less	7
3 to 4 years	6
5 to 9 years	13
10 years or more	38
Age group:	
Under 45 years	7
45 to 64 years	31
65 years and over	26
Average age of principal operator (years)	61.3

Economic Characteristics

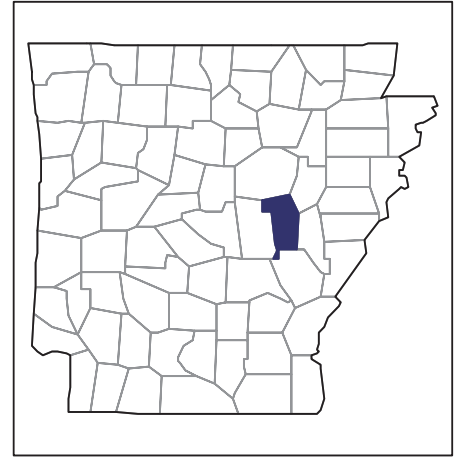
Item	Quantity
Farms by value of sales:	
Less than \$1,000	43
\$1,000 to \$2,499	5
\$2,500 to \$4,999	2
\$5,000 to \$9,999	5
\$10,000 to \$49,999	4
\$50,000 to \$99,999	2
\$100,000 to \$249,999	3
\$250,000 to \$499,999	-
\$500,000 or more	-
Total farm production expenses (\$1,000)	1,440
Average per farm (\$)	22,497
Net cash farm income of operation (\$1,000)	-101
Average per farm (\$)	-1,579
Value of agricultural products sold directly to individuals for human consumption (\$1,000)	(D)
Total organic product sales (\$1,000)	-
Total income from farm-related sources, gross before taxes and expenses (\$1,000)	97

See "Census of Agriculture, Volume 1, Geographic Area Series" for complete footnotes, explanations, definitions, and methodology.
(D) Cannot be disclosed. (Z) Less than half of the unit shown.

2007 CENSUS OF AGRICULTURE

Prairie County – Arkansas

Farms with Spanish, Hispanic, or Latino Operators Compared with All Farms



Data are not available at this geographic level for farms with Spanish, Hispanic, or Latino operators.



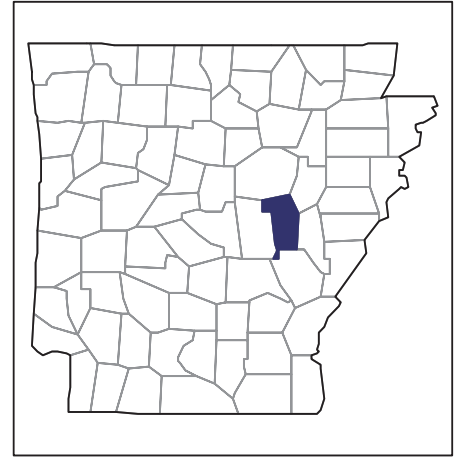
United States Department of Agriculture
National Agricultural Statistics Service

www.agcensus.usda.gov

2007 CENSUS OF AGRICULTURE

Prairie County – Arkansas

Farms with American Indian or Alaska Native Operators Compared with All Farms



Data are not available at this geographic level for farms with American Indian or Alaska Native operators.



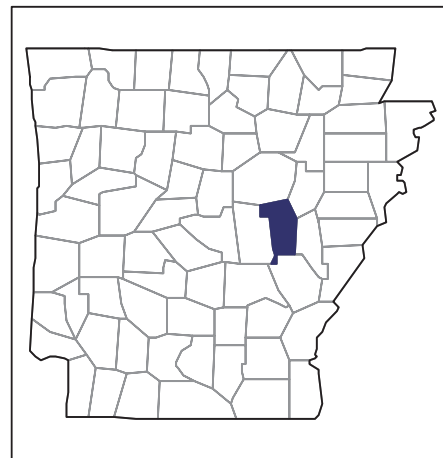
United States Department of Agriculture
National Agricultural Statistics Service

www.agcensus.usda.gov

2007 CENSUS *OF* AGRICULTURE

Prairie County – Arkansas

**Farms with Asian Operators
Compared with All Farms**



Data are not available at this geographic level for farms with Asian operators.



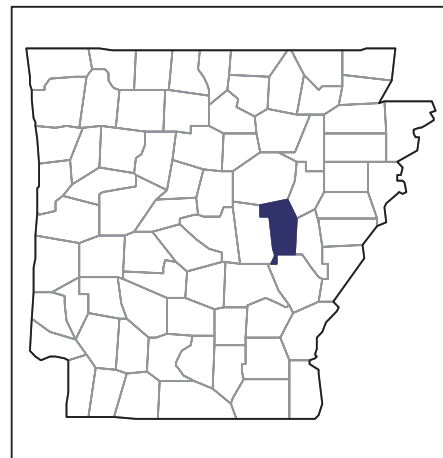
United States Department of Agriculture
National Agricultural Statistics Service

www.agcensus.usda.gov

2007 CENSUS *OF* AGRICULTURE

Prairie County – Arkansas

Farms with Black or African American Operators Compared with All Farms



Data are not available at this geographic level for farms with Black or African American operators.



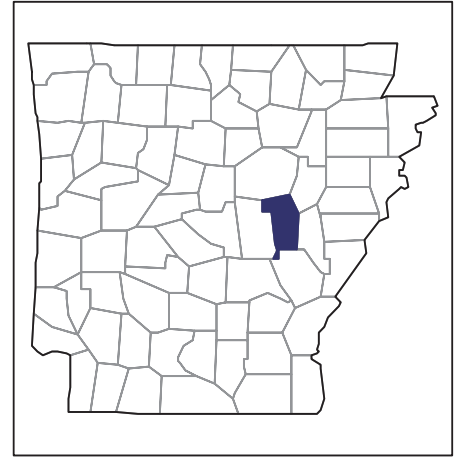
United States Department of Agriculture
National Agricultural Statistics Service

www.agcensus.usda.gov

2007 CENSUS *OF* AGRICULTURE

Prairie County – Arkansas

Farms with Native Hawaiian or Other Pacific Islander Operators Compared with All Farms



Data are not available at this geographic level for farms with Native Hawaiian or Other Pacific Islander operators.



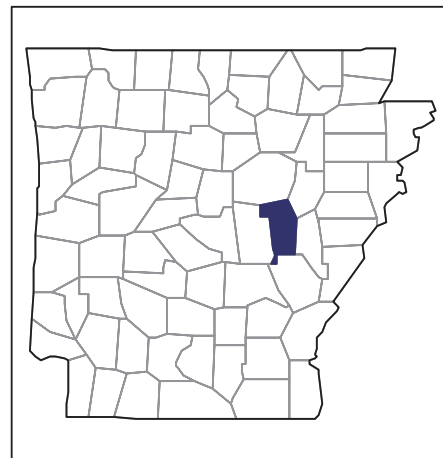
United States Department of Agriculture
National Agricultural Statistics Service

www.agcensus.usda.gov

2007 CENSUS *OF* AGRICULTURE

Prairie County – Arkansas

**Farms with White Operators
Compared with All Farms**



Data are not available at this geographic level for farms with White operators.



United States Department of Agriculture
National Agricultural Statistics Service

www.agcensus.usda.gov

