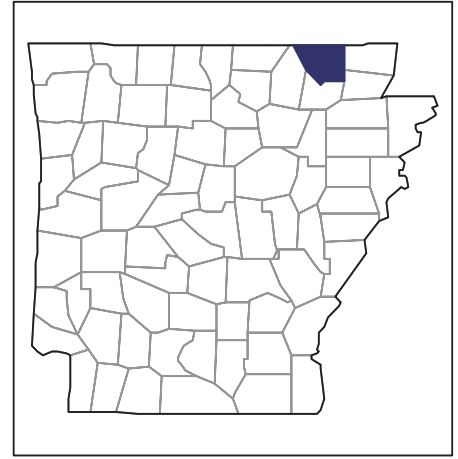


2007 CENSUS OF AGRICULTURE



Randolph County – Arkansas

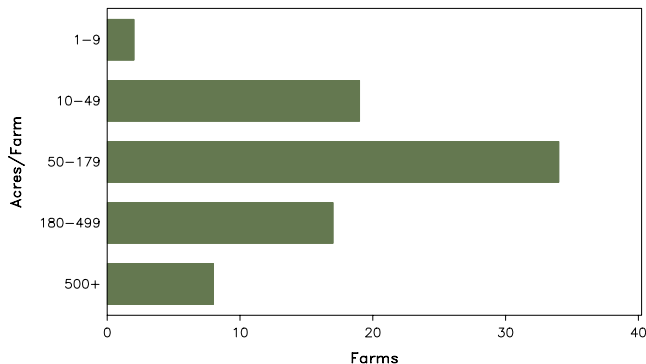
Farms with Women Principal Operators Compared with All Farms

	Women Principal Operators	All Farms
Number of Farms	80	766
Land in Farms	19,874 acres	252,325 acres
Average Size of Farm	248 acres	329 acres
Market Value of Products Sold	\$2,603,000	\$64,249,000
Crop Sales	\$593,000	\$43,265,000
Livestock Sales	\$2,010,000	\$20,984,000
Average Per Farm	\$32,533	\$83,876
Government Payments	\$249,000	\$3,220,000
Average Per Farm Receiving Payments	\$16,617	\$20,249

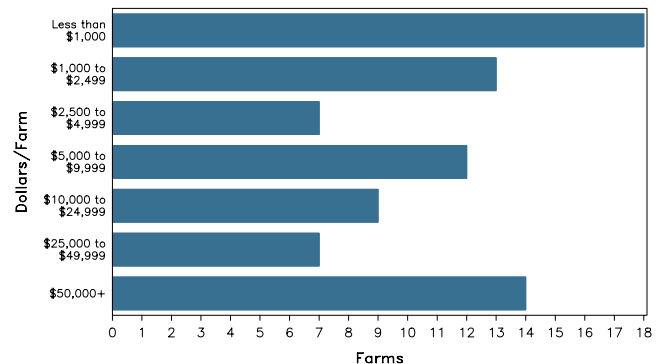
See footnotes on reverse page.

Farms with Women Principal Operators

Farms by Size



Farms by Economic Size



2007 CENSUS OF AGRICULTURE

Randolph County – Arkansas Farms with Women Principal Operators

Selected Highlights

Item	Farms	Quantity
MARKET VALUE OF AGRICULTURAL PRODUCTS SOLD (\$1,000)		
Total value of agricultural products sold	80	2,603
Value of crops including nursery and greenhouse	27	593
Value of livestock, poultry, and their products	53	2,010
VALUE OF SALES BY COMMODITY GROUP (\$1,000)		
Grains, oilseeds, dry beans, and dry peas	1	(D)
Tobacco	-	-
Cotton and cottonseed	-	-
Vegetables, melons, potatoes and sweet potatoes	-	-
Fruits, tree nuts, and berries	1	(D)
Nursery, greenhouse, floriculture, and sod	-	-
Cut Christmas trees and short rotation woody crops	-	-
Other crops and hay	25	(D)
Poultry and eggs	11	(D)
Cattle and calves	34	1,303
Milk and other dairy products from cows	-	-
Hogs and pigs	2	(D)
Sheep, goats, and their products	9	38
Horses, ponies, mules, burros, and donkeys	7	8
Aquaculture	-	-
Other animals and other animal products	6	(D)
TOP CROP ITEMS (acres)		
Forage - land used for all hay and haylage, grass silage, and greenchop	41	4,298
Corn for grain	1	(D)
Rice	1	(D)
Soybeans for beans	1	(D)
Apples	1	(D)
TOP LIVESTOCK INVENTORY ITEMS (number)		
Broilers and other meat-type chickens	4	(D)
Cattle and calves	45	4,938
Goats, all	15	627
Layers	12	448
Horses and ponies	25	225

Operator Characteristics

Item	Quantity
Primary occupation:	
Farming	26
Other	54
Days worked off farm:	
None	19
Any	61
Years on present farm:	
2 years or less	9
3 to 4 years	8
5 to 9 years	12
10 years or more	51
Age group:	
Under 45 years	26
45 to 64 years	42
65 years and over	12
Average age of principal operator (years)	52.7

Economic Characteristics

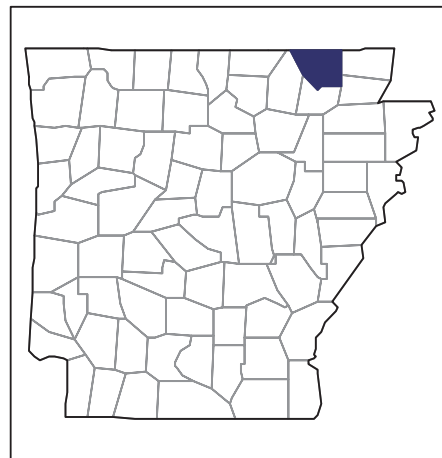
Item	Quantity
Farms by value of sales:	
Less than \$1,000	19
\$1,000 to \$2,499	13
\$2,500 to \$4,999	6
\$5,000 to \$9,999	12
\$10,000 to \$49,999	16
\$50,000 to \$99,999	5
\$100,000 to \$249,999	7
\$250,000 to \$499,999	1
\$500,000 or more	1
Total farm production expenses (\$1,000)	2,448
Average per farm (\$)	30,602
Net cash farm income of operation (\$1,000)	534
Average per farm (\$)	6,671
Value of agricultural products sold directly to individuals for human consumption (\$1,000)	-
Total organic product sales (\$1,000)	-
Total income from farm-related sources, gross before taxes and expenses (\$1,000)	130

See "Census of Agriculture, Volume 1, Geographic Area Series" for complete footnotes, explanations, definitions, and methodology.
(D) Cannot be disclosed. (Z) Less than half of the unit shown.

2007 CENSUS OF AGRICULTURE

Randolph County – Arkansas

Farms with Spanish, Hispanic, or Latino Operators Compared with All Farms



Data are not available at this geographic level for farms with Spanish, Hispanic, or Latino operators.



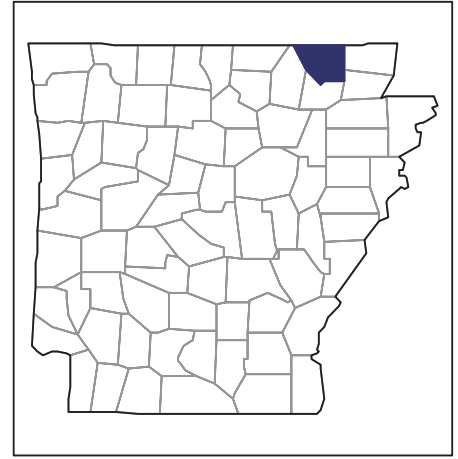
United States Department of Agriculture
National Agricultural Statistics Service

www.agcensus.usda.gov

2007 CENSUS OF AGRICULTURE

Randolph County – Arkansas

Farms with American Indian or Alaska Native Operators Compared with All Farms



Data are not available at this geographic level for farms with American Indian or Alaska Native operators.



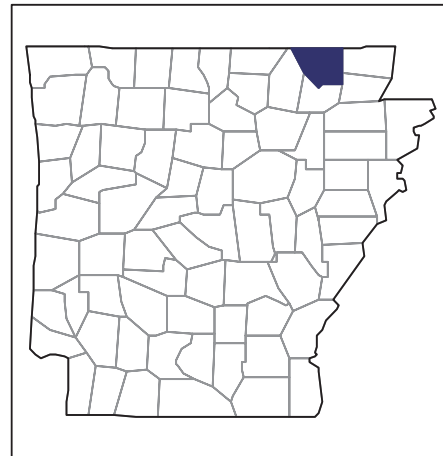
United States Department of Agriculture
National Agricultural Statistics Service

www.agcensus.usda.gov

2007 CENSUS *OF* AGRICULTURE

Randolph County – Arkansas

**Farms with Asian Operators
Compared with All Farms**



Data are not available at this geographic level for farms with Asian operators.



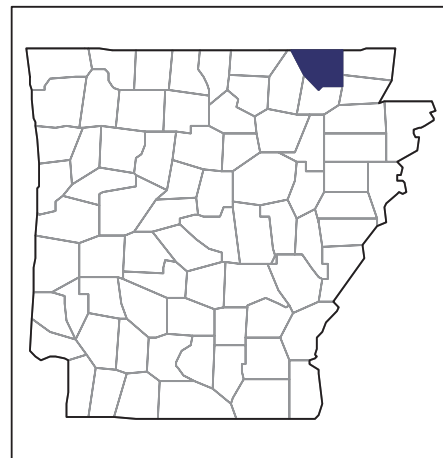
United States Department of Agriculture
National Agricultural Statistics Service

www.agcensus.usda.gov

2007 CENSUS OF AGRICULTURE

Randolph County – Arkansas

Farms with Black or African American Operators Compared with All Farms



Data are not available at this geographic level for farms with Black or African American operators.



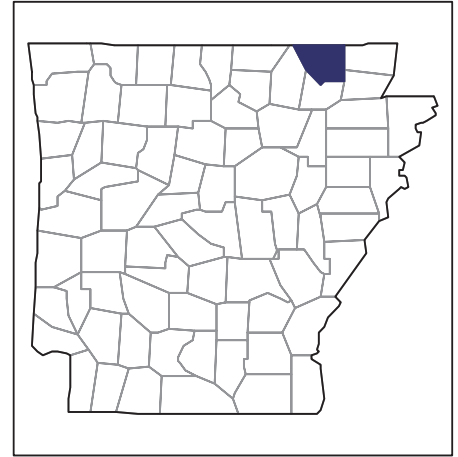
United States Department of Agriculture
National Agricultural Statistics Service

www.agcensus.usda.gov

2007 CENSUS OF AGRICULTURE

Randolph County – Arkansas

Farms with Native Hawaiian or Other Pacific Islander Operators Compared with All Farms



Data are not available at this geographic level for farms with Native Hawaiian or Other Pacific Islander operators.



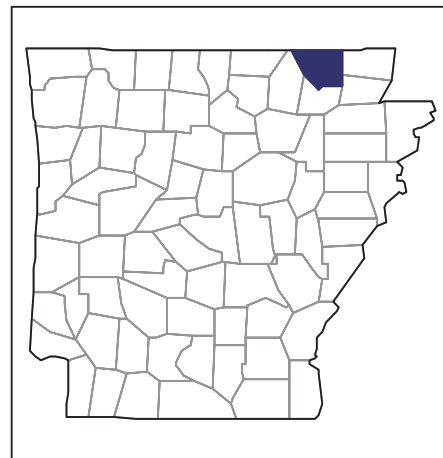
United States Department of Agriculture
National Agricultural Statistics Service

www.agcensus.usda.gov

2007 CENSUS *OF* AGRICULTURE

Randolph County – Arkansas

**Farms with White Operators
Compared with All Farms**



Data are not available at this geographic level for farms with White operators.



United States Department of Agriculture
National Agricultural Statistics Service

www.agcensus.usda.gov

