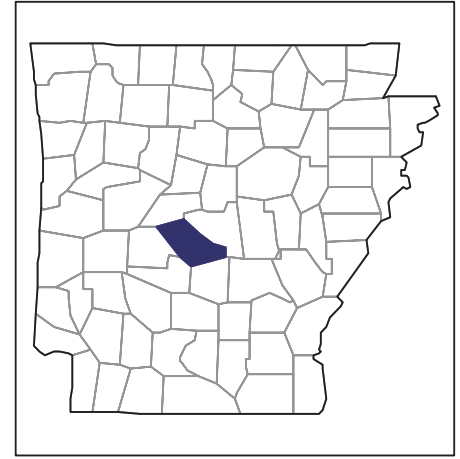


# 2007 CENSUS OF AGRICULTURE



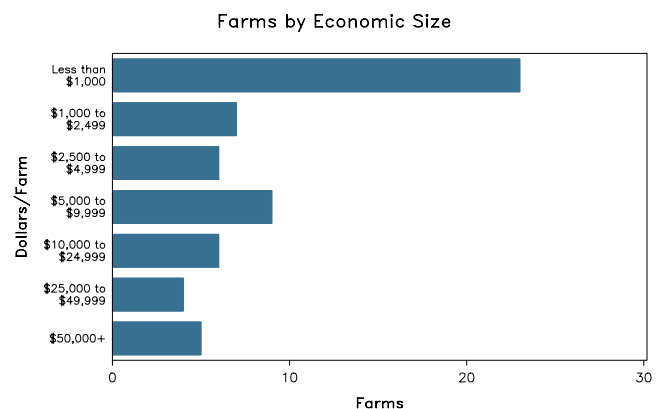
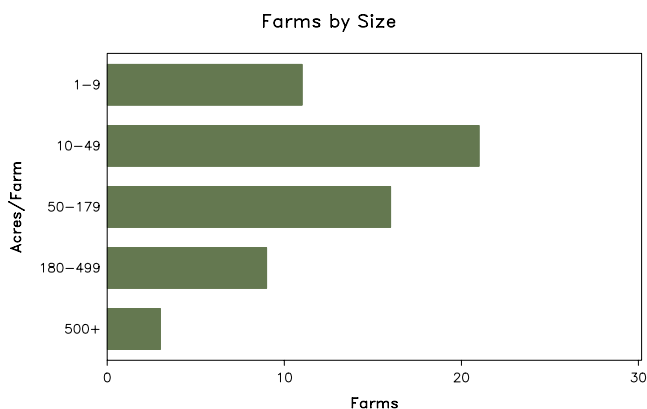
## Saline County – Arkansas

### Farms with Women Principal Operators Compared with All Farms

	Women Principal Operators	All Farms
<b>Number of Farms</b>	60	371
<b>Land in Farms</b>	7,409 acres	44,782 acres
<b>Average Size of Farm</b>	123 acres	121 acres
<b>Market Value of Products Sold</b>	\$1,236,000	\$5,594,000
Crop Sales	\$87,000	\$2,822,000
Livestock Sales	\$1,149,000	\$2,772,000
Average Per Farm	\$20,608	\$15,078
<b>Government Payments</b>	\$1,000	\$31,000
Average Per Farm Receiving Payments	\$215	\$1,550

See footnotes on reverse page.

### Farms with Women Principal Operators



# 2007 CENSUS OF AGRICULTURE

## Saline County – Arkansas Farms with Women Principal Operators

### Selected Highlights

Item	Farms	Quantity
<b>MARKET VALUE OF AGRICULTURAL PRODUCTS SOLD (\$1,000)</b>		
Total value of agricultural products sold	60	1,236
Value of crops including nursery and greenhouse	10	87
Value of livestock, poultry, and their products	32	1,149
<b>VALUE OF SALES BY COMMODITY GROUP (\$1,000)</b>		
Grains, oilseeds, dry beans, and dry peas	-	-
Tobacco	-	-
Cotton and cottonseed	-	-
Vegetables, melons, potatoes and sweet potatoes	-	-
Fruits, tree nuts, and berries	1	(D)
Nursery, greenhouse, floriculture, and sod	-	-
Cut Christmas trees and short rotation woody crops	-	-
Other crops and hay	9	(D)
Poultry and eggs	6	(D)
Cattle and calves	23	(D)
Milk and other dairy products from cows	3	(D)
Hogs and pigs	-	-
Sheep, goats, and their products	5	12
Horses, ponies, mules, burros, and donkeys	10	101
Aquaculture	1	(D)
Other animals and other animal products	3	6
<b>TOP CROP ITEMS (acres)</b>		
Forage - land used for all hay and haylage, grass silage, and greenchop	17	916
Pecans, all	1	(D)
<b>TOP LIVESTOCK INVENTORY ITEMS (number)</b>		
Pullets for laying flock replacement	3	(D)
Cattle and calves	21	1,199
Horses and ponies	28	315
Layers	5	212
Ducks	2	(D)

### Operator Characteristics

Item	Quantity
Primary occupation:	
Farming	30
Other	30
Days worked off farm:	
None	27
Any	33
Years on present farm:	
2 years or less	4
3 to 4 years	8
5 to 9 years	12
10 years or more	36
Age group:	
Under 45 years	11
45 to 64 years	32
65 years and over	17
Average age of principal operator (years)	57.9

### Economic Characteristics

Item	Quantity
Farms by value of sales:	
Less than \$1,000	23
\$1,000 to \$2,499	7
\$2,500 to \$4,999	6
\$5,000 to \$9,999	9
\$10,000 to \$49,999	10
\$50,000 to \$99,999	2
\$100,000 to \$249,999	3
\$250,000 to \$499,999	-
\$500,000 or more	-
Total farm production expenses (\$1,000)	1,292
Average per farm (\$)	21,530
Net cash farm income of operation (\$1,000)	-10
Average per farm (\$)	-159
Value of agricultural products sold directly to individuals for human consumption (\$1,000)	11
Total organic product sales (\$1,000)	-
Total income from farm-related sources, gross before taxes and expenses (\$1,000)	44

See "Census of Agriculture, Volume 1, Geographic Area Series" for complete footnotes, explanations, definitions, and methodology.  
(D) Cannot be disclosed. (Z) Less than half of the unit shown.

# 2007 CENSUS OF AGRICULTURE

## Saline County – Arkansas

### Farms with Spanish, Hispanic, or Latino Operators Compared with All Farms



Data are not available at this geographic level for farms with Spanish, Hispanic, or Latino operators.



United States Department of Agriculture  
National Agricultural Statistics Service

[www.agcensus.usda.gov](http://www.agcensus.usda.gov)



# 2007 CENSUS *OF* AGRICULTURE

## Saline County – Arkansas

### Farms with American Indian or Alaska Native Operators Compared with All Farms



Data are not available at this geographic level for farms with American Indian or Alaska Native operators.



United States Department of Agriculture  
National Agricultural Statistics Service

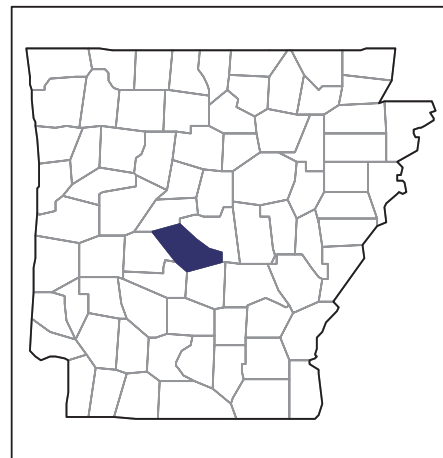
[www.agcensus.usda.gov](http://www.agcensus.usda.gov)



# 2007 CENSUS *OF* AGRICULTURE

**Saline County – Arkansas**

**Farms with Asian Operators  
Compared with All Farms**



**Data are not available at this geographic level for farms with Asian operators.**



United States Department of Agriculture  
National Agricultural Statistics Service

[www.agcensus.usda.gov](http://www.agcensus.usda.gov)





# 2007 CENSUS *OF* AGRICULTURE

**Saline County – Arkansas**

**Farms with Black or African American  
Operators Compared with All Farms**



Data are not available at this geographic level for farms with Black or African American operators.



United States Department of Agriculture  
National Agricultural Statistics Service

[www.agcensus.usda.gov](http://www.agcensus.usda.gov)



# 2007 CENSUS *OF* AGRICULTURE

## Saline County – Arkansas

### Farms with Native Hawaiian or Other Pacific Islander Operators Compared with All Farms



Data are not available at this geographic level for farms with Native Hawaiian or Other Pacific Islander operators.



United States Department of Agriculture  
National Agricultural Statistics Service

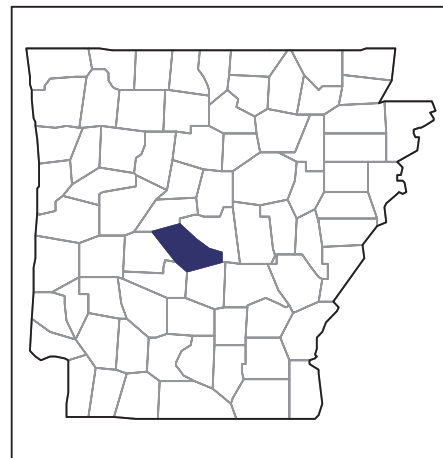
[www.agcensus.usda.gov](http://www.agcensus.usda.gov)



# 2007 CENSUS *OF* AGRICULTURE

**Saline County – Arkansas**

**Farms with White Operators  
Compared with All Farms**



**Data are not available at this geographic level for farms with White operators.**



United States Department of Agriculture  
National Agricultural Statistics Service

[www.agcensus.usda.gov](http://www.agcensus.usda.gov)

