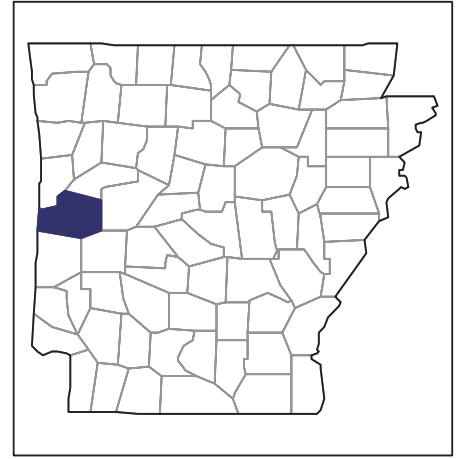


# 2007 CENSUS OF AGRICULTURE



## Scott County – Arkansas

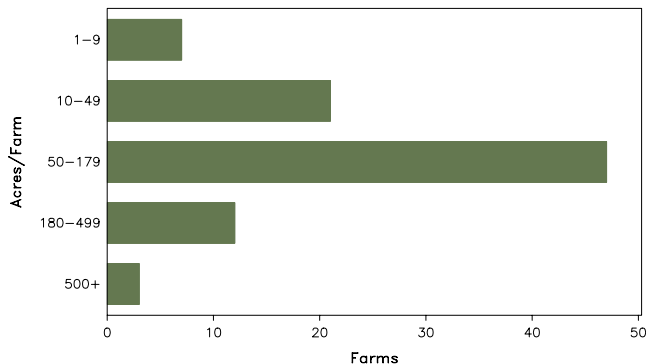
### Farms with Women Principal Operators Compared with All Farms

	Women Principal Operators	All Farms
<b>Number of Farms</b>	90	593
<b>Land in Farms</b>	11,430 acres	96,465 acres
<b>Average Size of Farm</b>	127 acres	163 acres
<b>Market Value of Products Sold</b>	\$11,572,000	\$112,546,000
Crop Sales	\$385,000	\$1,430,000
Livestock Sales	\$11,187,000	\$111,115,000
Average Per Farm	\$128,579	\$189,790
<b>Government Payments</b>	\$1,000	\$111,000
Average Per Farm Receiving Payments	\$350	\$3,276

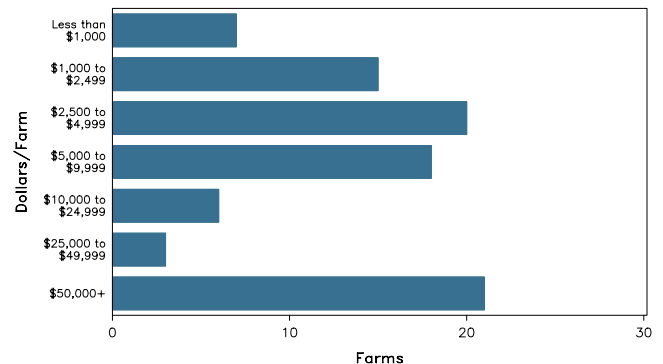
See footnotes on reverse page.

### Farms with Women Principal Operators

Farms by Size



Farms by Economic Size



# 2007 CENSUS OF AGRICULTURE

## Scott County – Arkansas Farms with Women Principal Operators

### Selected Highlights

Item	Farms	Quantity
<b>MARKET VALUE OF AGRICULTURAL PRODUCTS SOLD (\$1,000)</b>		
Total value of agricultural products sold	90	11,572
Value of crops including nursery and greenhouse	23	385
Value of livestock, poultry, and their products	77	11,187
<b>VALUE OF SALES BY COMMODITY GROUP (\$1,000)</b>		
Grains, oilseeds, dry beans, and dry peas	-	-
Tobacco	-	-
Cotton and cottonseed	-	-
Vegetables, melons, potatoes and sweet potatoes	-	-
Fruits, tree nuts, and berries	-	-
Nursery, greenhouse, floriculture, and sod	-	-
Cut Christmas trees and short rotation woody crops	-	-
Other crops and hay	23	385
Poultry and eggs	27	10,592
Cattle and calves	65	(D)
Milk and other dairy products from cows	1	(D)
Hogs and pigs	1	(D)
Sheep, goats, and their products	6	(D)
Horses, ponies, mules, burros, and donkeys	7	11
Aquaculture	-	-
Other animals and other animal products	-	-
<b>TOP CROP ITEMS (acres)</b>		
Forage - land used for all hay and haylage, grass silage, and greenchop	59	4,611
<b>TOP LIVESTOCK INVENTORY ITEMS (number)</b>		
Broilers and other meat-type chickens	9	518,040
Layers	15	54,821
Pullets for laying flock replacement	4	(D)
Cattle and calves	69	2,739
Horses and ponies	27	128

### Operator Characteristics

Item	Quantity
Primary occupation:	
Farming	59
Other	31
Days worked off farm:	
None	45
Any	45
Years on present farm:	
2 years or less	6
3 to 4 years	7
5 to 9 years	16
10 years or more	61
Age group:	
Under 45 years	9
45 to 64 years	49
65 years and over	32
Average age of principal operator (years)	58.6

### Economic Characteristics

Item	Quantity
Farms by value of sales:	
Less than \$1,000	7
\$1,000 to \$2,499	15
\$2,500 to \$4,999	20
\$5,000 to \$9,999	18
\$10,000 to \$49,999	9
\$50,000 to \$99,999	1
\$100,000 to \$249,999	5
\$250,000 to \$499,999	5
\$500,000 or more	10
Total farm production expenses (\$1,000)	9,638
Average per farm (\$)	107,087
Net cash farm income of operation (\$1,000)	1,940
Average per farm (\$)	21,555
Value of agricultural products sold directly to individuals for human consumption (\$1,000)	3
Total organic product sales (\$1,000)	-
Total income from farm-related sources, gross before taxes and expenses (\$1,000)	5

See "Census of Agriculture, Volume 1, Geographic Area Series" for complete footnotes, explanations, definitions, and methodology.  
(D) Cannot be disclosed. (Z) Less than half of the unit shown.

# 2007 CENSUS *OF* **AGRICULTURE**

## Scott County – Arkansas

### Farms with Spanish, Hispanic, or Latino Operators Compared with All Farms



Data are not available at this geographic level for farms with Spanish, Hispanic, or Latino operators.



United States Department of Agriculture  
National Agricultural Statistics Service

[www.agcensus.usda.gov](http://www.agcensus.usda.gov)



# 2007 CENSUS *OF* AGRICULTURE

## Scott County – Arkansas

### Farms with American Indian or Alaska Native Operators Compared with All Farms



Data are not available at this geographic level for farms with American Indian or Alaska Native operators.



United States Department of Agriculture  
National Agricultural Statistics Service

[www.agcensus.usda.gov](http://www.agcensus.usda.gov)



# 2007 CENSUS *OF* AGRICULTURE

**Scott County – Arkansas**

**Farms with Asian Operators  
Compared with All Farms**



**Data are not available at this geographic level for farms with Asian operators.**



United States Department of Agriculture  
National Agricultural Statistics Service

[www.agcensus.usda.gov](http://www.agcensus.usda.gov)

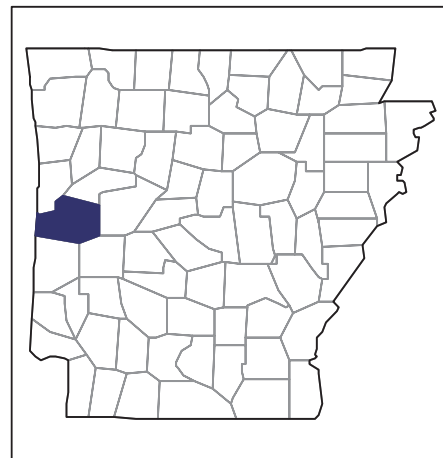




# 2007 CENSUS *OF* AGRICULTURE

## Scott County – Arkansas

### Farms with Black or African American Operators Compared with All Farms



Data are not available at this geographic level for farms with Black or African American operators.



United States Department of Agriculture  
National Agricultural Statistics Service

[www.agcensus.usda.gov](http://www.agcensus.usda.gov)



# 2007 CENSUS *OF* **AGRICULTURE**

## Scott County – Arkansas

### Farms with Native Hawaiian or Other Pacific Islander Operators Compared with All Farms



Data are not available at this geographic level for farms with Native Hawaiian or Other Pacific Islander operators.



United States Department of Agriculture  
National Agricultural Statistics Service

[www.agcensus.usda.gov](http://www.agcensus.usda.gov)



# 2007 CENSUS *OF* AGRICULTURE

**Scott County – Arkansas**

**Farms with White Operators  
Compared with All Farms**



**Data are not available at this geographic level for farms with White operators.**



United States Department of Agriculture  
National Agricultural Statistics Service

[www.agcensus.usda.gov](http://www.agcensus.usda.gov)

