

# 2007 CENSUS OF AGRICULTURE



## Searcy County – Arkansas

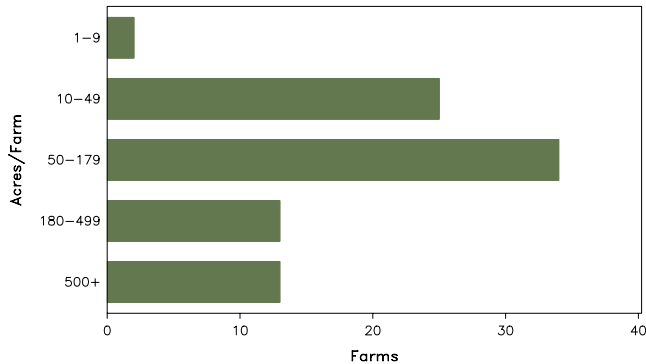
### Farms with Women Principal Operators Compared with All Farms

	Women Principal Operators	All Farms
<b>Number of Farms</b>	87	617
<b>Land in Farms</b>	20,708 acres	194,963 acres
<b>Average Size of Farm</b>	238 acres	316 acres
<b>Market Value of Products Sold</b>	\$2,299,000	\$12,267,000
Crop Sales	\$172,000	\$719,000
Livestock Sales	\$2,127,000	\$11,548,000
Average Per Farm	\$26,425	\$19,881
<b>Government Payments</b>	\$29,000	\$392,000
Average Per Farm Receiving Payments	\$1,903	\$3,406

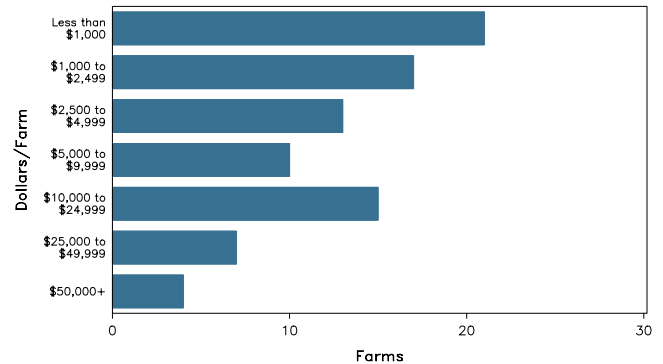
See footnotes on reverse page.

### Farms with Women Principal Operators

Farms by Size



Farms by Economic Size



# 2007 CENSUS OF AGRICULTURE

## Searcy County – Arkansas Farms with Women Principal Operators

### Selected Highlights

Item	Farms	Quantity
<b>MARKET VALUE OF AGRICULTURAL PRODUCTS SOLD (\$1,000)</b>		
Total value of agricultural products sold	87	2,299
Value of crops including nursery and greenhouse	23	172
Value of livestock, poultry, and their products	62	2,127
<b>VALUE OF SALES BY COMMODITY GROUP (\$1,000)</b>		
Grains, oilseeds, dry beans, and dry peas	-	-
Tobacco	-	-
Cotton and cottonseed	-	-
Vegetables, melons, potatoes and sweet potatoes	4	(D)
Fruits, tree nuts, and berries	2	(D)
Nursery, greenhouse, floriculture, and sod	-	-
Cut Christmas trees and short rotation woody crops	-	-
Other crops and hay	18	135
Poultry and eggs	22	(D)
Cattle and calves	44	(D)
Milk and other dairy products from cows	1	(D)
Hogs and pigs	3	-
Sheep, goats, and their products	9	(D)
Horses, ponies, mules, burros, and donkeys	6	29
Aquaculture	-	-
Other animals and other animal products	1	(D)
<b>TOP CROP ITEMS (acres)</b>		
Forage - land used for all hay and haylage, grass silage, and greenchop	41	2,267
Walnuts, English	1	(D)
Vegetables harvested for sale	4	6
Beans, snap	4	3
Peaches, all	1	(D)
<b>TOP LIVESTOCK INVENTORY ITEMS (number)</b>		
Turkeys	4	(D)
Cattle and calves	58	2,447
Layers	21	406
Goats, all	14	249
Horses and ponies	31	176

### Operator Characteristics

Item	Quantity
Primary occupation:	
Farming	28
Other	59
Days worked off farm:	
None	34
Any	53
Years on present farm:	
2 years or less	5
3 to 4 years	12
5 to 9 years	15
10 years or more	55
Age group:	
Under 45 years	12
45 to 64 years	47
65 years and over	28
Average age of principal operator (years)	59.2

### Economic Characteristics

Item	Quantity
Farms by value of sales:	
Less than \$1,000	21
\$1,000 to \$2,499	17
\$2,500 to \$4,999	14
\$5,000 to \$9,999	9
\$10,000 to \$49,999	22
\$50,000 to \$99,999	3
\$100,000 to \$249,999	-
\$250,000 to \$499,999	-
\$500,000 or more	1
Total farm production expenses (\$1,000)	2,110
Average per farm (\$)	24,248
Net cash farm income of operation (\$1,000)	242
Average per farm (\$)	2,782
Value of agricultural products sold directly to individuals for human consumption (\$1,000)	(D)
Total organic product sales (\$1,000)	-
Total income from farm-related sources, gross before taxes and expenses (\$1,000)	24

See "Census of Agriculture, Volume 1, Geographic Area Series" for complete footnotes, explanations, definitions, and methodology.  
(D) Cannot be disclosed. (Z) Less than half of the unit shown.

# 2007 CENSUS OF AGRICULTURE

## Searcy County – Arkansas

### Farms with Spanish, Hispanic, or Latino Operators Compared with All Farms



Data are not available at this geographic level for farms with Spanish, Hispanic, or Latino operators.



United States Department of Agriculture  
National Agricultural Statistics Service

[www.agcensus.usda.gov](http://www.agcensus.usda.gov)



# 2007 CENSUS OF AGRICULTURE

## Searcy County – Arkansas

### Farms with American Indian or Alaska Native Operators Compared with All Farms



Data are not available at this geographic level for farms with American Indian or Alaska Native operators.



United States Department of Agriculture  
National Agricultural Statistics Service

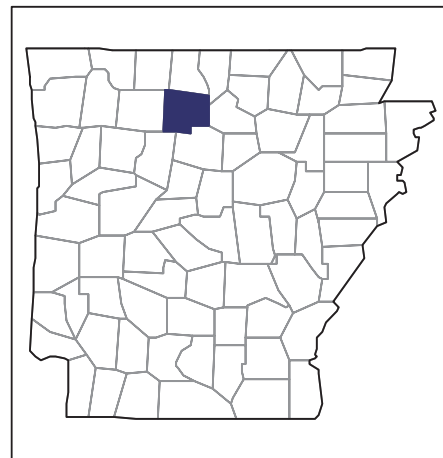
[www.agcensus.usda.gov](http://www.agcensus.usda.gov)



# 2007 CENSUS OF AGRICULTURE

**Searcy County – Arkansas**

**Farms with Asian Operators  
Compared with All Farms**



**Data are not available at this geographic level for farms with Asian operators.**



United States Department of Agriculture  
National Agricultural Statistics Service

[www.agcensus.usda.gov](http://www.agcensus.usda.gov)





# 2007 CENSUS OF AGRICULTURE

## Searcy County – Arkansas

### Farms with Black or African American Operators Compared with All Farms



Data are not available at this geographic level for farms with Black or African American operators.



United States Department of Agriculture  
National Agricultural Statistics Service

[www.agcensus.usda.gov](http://www.agcensus.usda.gov)



# 2007 CENSUS OF AGRICULTURE

## Searcy County – Arkansas

### Farms with Native Hawaiian or Other Pacific Islander Operators Compared with All Farms



Data are not available at this geographic level for farms with Native Hawaiian or Other Pacific Islander operators.



United States Department of Agriculture  
National Agricultural Statistics Service

[www.agcensus.usda.gov](http://www.agcensus.usda.gov)



# 2007 CENSUS OF AGRICULTURE

**Searcy County – Arkansas**

**Farms with White Operators  
Compared with All Farms**



**Data are not available at this geographic level for farms with White operators.**



United States Department of Agriculture  
National Agricultural Statistics Service

[www.agcensus.usda.gov](http://www.agcensus.usda.gov)

