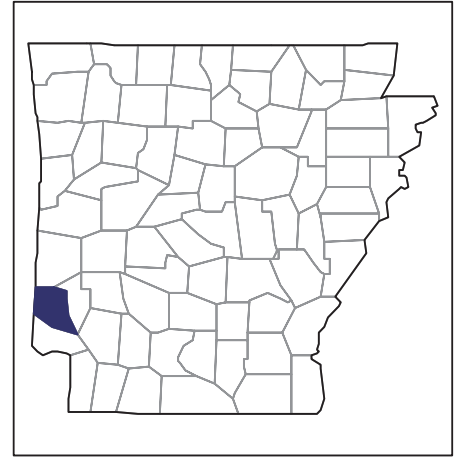


2007 CENSUS OF AGRICULTURE



Sevier County – Arkansas

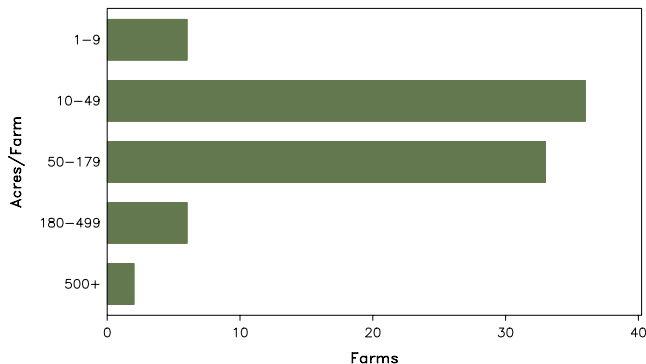
Farms with Women Principal Operators Compared with All Farms

	Women Principal Operators	All Farms
Number of Farms	83	598
Land in Farms	7,002 acres	116,557 acres
Average Size of Farm	84 acres	195 acres
Market Value of Products Sold	\$17,799,000	\$148,964,000
Crop Sales	\$138,000	\$883,000
Livestock Sales	\$17,661,000	\$148,081,000
Average Per Farm	\$214,443	\$249,103
Government Payments	\$2,000	\$154,000
Average Per Farm Receiving Payments	\$331	\$1,816

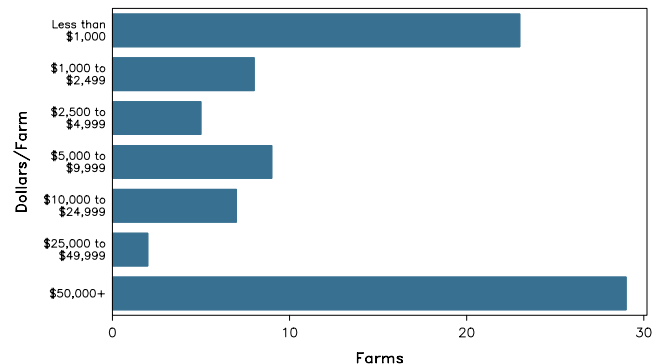
See footnotes on reverse page.

Farms with Women Principal Operators

Farms by Size



Farms by Economic Size



2007 CENSUS OF AGRICULTURE

Sevier County – Arkansas Farms with Women Principal Operators

Selected Highlights

Item	Farms	Quantity
MARKET VALUE OF AGRICULTURAL PRODUCTS SOLD (\$1,000)		
Total value of agricultural products sold	83	17,799
Value of crops including nursery and greenhouse	24	138
Value of livestock, poultry, and their products	62	17,661
VALUE OF SALES BY COMMODITY GROUP (\$1,000)		
Grains, oilseeds, dry beans, and dry peas	-	-
Tobacco	-	-
Cotton and cottonseed	-	-
Vegetables, melons, potatoes and sweet potatoes	-	-
Fruits, tree nuts, and berries	5	25
Nursery, greenhouse, floriculture, and sod	-	-
Cut Christmas trees and short rotation woody crops	-	-
Other crops and hay	19	113
Poultry and eggs	31	(D)
Cattle and calves	37	358
Milk and other dairy products from cows	2	(D)
Hogs and pigs	3	786
Sheep, goats, and their products	3	(D)
Horses, ponies, mules, burros, and donkeys	3	2
Aquaculture	-	-
Other animals and other animal products	2	(D)
TOP CROP ITEMS (acres)		
Forage - land used for all hay and haylage, grass silage, and greenchop	41	1,636
Peaches, all	5	5
Pecans, all	3	3
Apples	3	(Z)
Apricots	3	(Z)
TOP LIVESTOCK INVENTORY ITEMS (number)		
Broilers and other meat-type chickens	22	1,231,340
Pullets for laying flock replacement	5	56,020
Cattle and calves	50	1,932
Hogs and pigs	2	(D)
Goats, all	11	168

Operator Characteristics

Item	Quantity
Primary occupation:	
Farming	52
Other	31
Days worked off farm:	
None	47
Any	36
Years on present farm:	
2 years or less	3
3 to 4 years	8
5 to 9 years	8
10 years or more	64
Age group:	
Under 45 years	19
45 to 64 years	50
65 years and over	14
Average age of principal operator (years)	54.4

Economic Characteristics

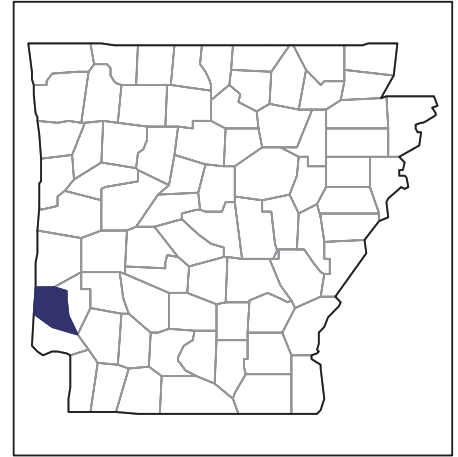
Item	Quantity
Farms by value of sales:	
Less than \$1,000	23
\$1,000 to \$2,499	8
\$2,500 to \$4,999	5
\$5,000 to \$9,999	9
\$10,000 to \$49,999	9
\$50,000 to \$99,999	-
\$100,000 to \$249,999	5
\$250,000 to \$499,999	9
\$500,000 or more	15
Total farm production expenses (\$1,000)	14,965
Average per farm (\$)	180,306
Net cash farm income of operation (\$1,000)	2,886
Average per farm (\$)	34,777
Value of agricultural products sold directly to individuals for human consumption (\$1,000)	-
Total organic product sales (\$1,000)	-
Total income from farm-related sources, gross before taxes and expenses (\$1,000)	51

See "Census of Agriculture, Volume 1, Geographic Area Series" for complete footnotes, explanations, definitions, and methodology.
(D) Cannot be disclosed. (Z) Less than half of the unit shown.

2007 CENSUS *OF* AGRICULTURE

Sevier County – Arkansas

Farms with Spanish, Hispanic, or Latino Operators Compared with All Farms



Data are not available at this geographic level for farms with Spanish, Hispanic, or Latino operators.



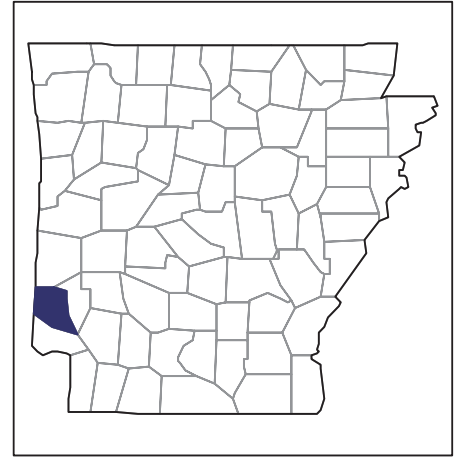
United States Department of Agriculture
National Agricultural Statistics Service

www.agcensus.usda.gov

2007 CENSUS *OF* AGRICULTURE

Sevier County – Arkansas

Farms with American Indian or Alaska Native Operators Compared with All Farms



Data are not available at this geographic level for farms with American Indian or Alaska Native operators.



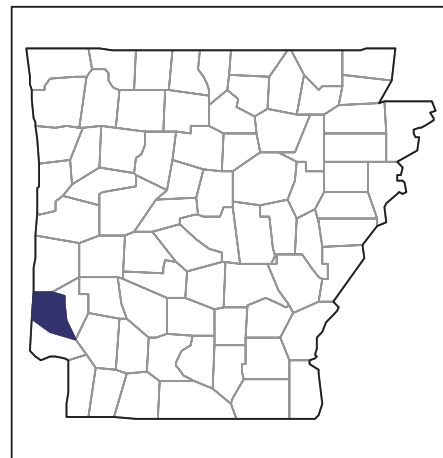
United States Department of Agriculture
National Agricultural Statistics Service

www.agcensus.usda.gov

2007 CENSUS *OF* AGRICULTURE

Sevier County – Arkansas

**Farms with Asian Operators
Compared with All Farms**



Data are not available at this geographic level for farms with Asian operators.



United States Department of Agriculture
National Agricultural Statistics Service

www.agcensus.usda.gov

2007 CENSUS OF AGRICULTURE

Sevier County – Arkansas

Farms with Black or African American Operators Compared with All Farms



Data are not available at this geographic level for farms with Black or African American operators.



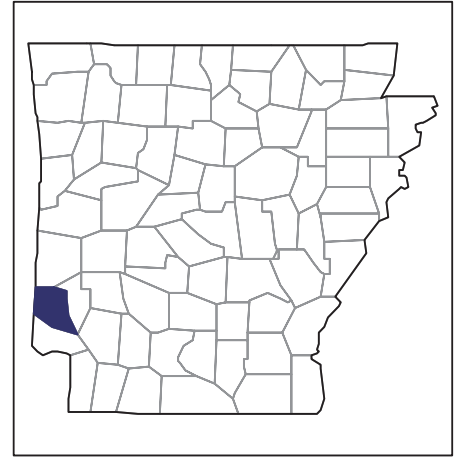
United States Department of Agriculture
National Agricultural Statistics Service

www.agcensus.usda.gov

2007 CENSUS *OF* AGRICULTURE

Sevier County – Arkansas

Farms with Native Hawaiian or Other Pacific Islander Operators Compared with All Farms



Data are not available at this geographic level for farms with Native Hawaiian or Other Pacific Islander operators.



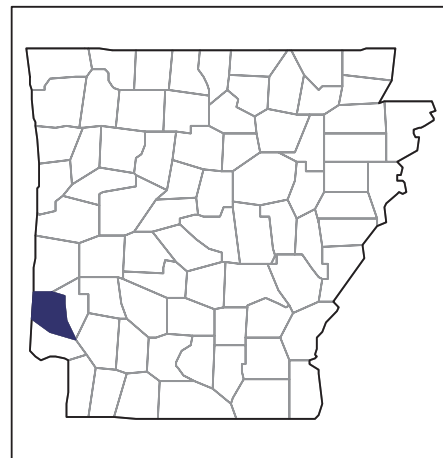
United States Department of Agriculture
National Agricultural Statistics Service

www.agcensus.usda.gov

2007 CENSUS *OF* AGRICULTURE

Sevier County – Arkansas

**Farms with White Operators
Compared with All Farms**



Data are not available at this geographic level for farms with White operators.



United States Department of Agriculture
National Agricultural Statistics Service

www.agcensus.usda.gov

