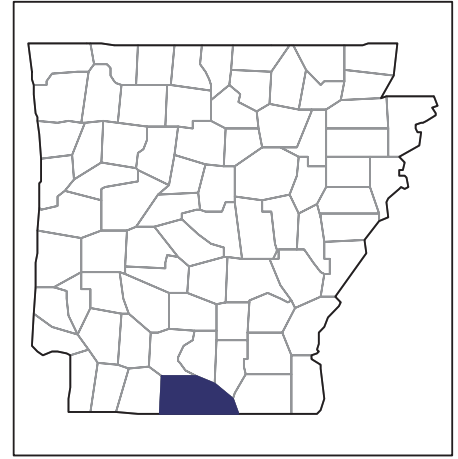


2007 CENSUS OF AGRICULTURE



Union County – Arkansas

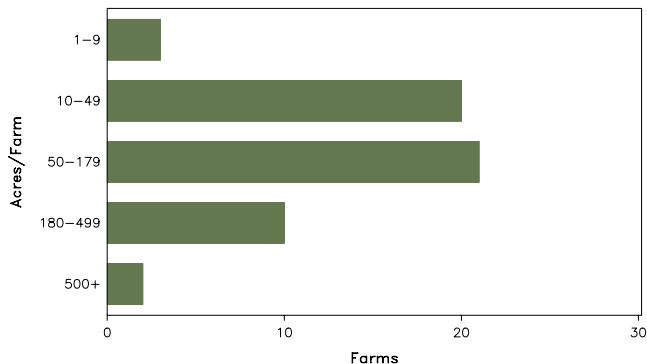
Farms with Women Principal Operators Compared with All Farms

	Women Principal Operators	All Farms
Number of Farms	56	356
Land in Farms	8,482 acres	37,917 acres
Average Size of Farm	151 acres	107 acres
Market Value of Products Sold	\$12,160,000	\$74,141,000
Crop Sales	\$282,000	\$921,000
Livestock Sales	\$11,878,000	\$73,221,000
Average Per Farm	\$217,141	\$208,262
Government Payments	(D)	\$57,000
Average Per Farm Receiving Payments	(D)	\$6,343

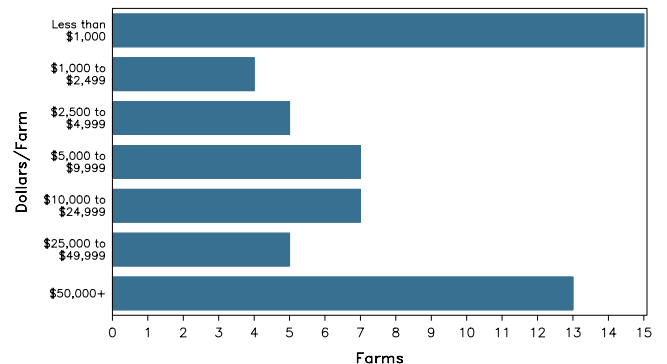
See footnotes on reverse page.

Farms with Women Principal Operators

Farms by Size



Farms by Economic Size



2007 CENSUS OF AGRICULTURE

Union County – Arkansas Farms with Women Principal Operators

Selected Highlights

Item	Farms	Quantity
MARKET VALUE OF AGRICULTURAL PRODUCTS SOLD (\$1,000)		
Total value of agricultural products sold	56	12,160
Value of crops including nursery and greenhouse	18	282
Value of livestock, poultry, and their products	35	11,878
VALUE OF SALES BY COMMODITY GROUP (\$1,000)		
Grains, oilseeds, dry beans, and dry peas	1	(D)
Tobacco	-	-
Cotton and cottonseed	-	-
Vegetables, melons, potatoes and sweet potatoes	3	(D)
Fruits, tree nuts, and berries	-	-
Nursery, greenhouse, floriculture, and sod	2	(D)
Cut Christmas trees and short rotation woody crops	3	(D)
Other crops and hay	13	69
Poultry and eggs	14	(D)
Cattle and calves	21	(D)
Milk and other dairy products from cows	-	-
Hogs and pigs	-	-
Sheep, goats, and their products	-	-
Horses, ponies, mules, burros, and donkeys	4	(D)
Aquaculture	-	-
Other animals and other animal products	1	(D)
TOP CROP ITEMS (acres)		
Forage - land used for all hay and haylage, grass silage, and greenchop	24	1,297
Short-rotation woody crops	3	(D)
Wheat for grain, all	1	(D)
Vegetables harvested for sale	3	(D)
Pecans, all	1	(D)
TOP LIVESTOCK INVENTORY ITEMS (number)		
Broilers and other meat-type chickens	11	1,002,469
Cattle and calves	27	941
Horses and ponies	19	161
Layers	3	122
Goats, all	2	(D)

Operator Characteristics

Item	Quantity
Primary occupation:	
Farming	27
Other	29
Days worked off farm:	
None	28
Any	28
Years on present farm:	
2 years or less	2
3 to 4 years	3
5 to 9 years	5
10 years or more	46
Age group:	
Under 45 years	7
45 to 64 years	35
65 years and over	14
Average age of principal operator (years)	57.6

Economic Characteristics

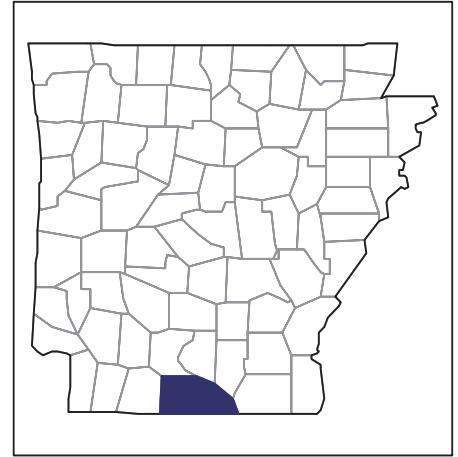
Item	Quantity
Farms by value of sales:	
Less than \$1,000	15
\$1,000 to \$2,499	4
\$2,500 to \$4,999	5
\$5,000 to \$9,999	7
\$10,000 to \$49,999	12
\$50,000 to \$99,999	2
\$100,000 to \$249,999	1
\$250,000 to \$499,999	1
\$500,000 or more	9
Total farm production expenses (\$1,000)	10,354
Average per farm (\$)	184,886
Net cash farm income of operation (\$1,000)	1,982
Average per farm (\$)	35,401
Value of agricultural products sold directly to individuals for human consumption (\$1,000)	7
Total organic product sales (\$1,000)	-
Total income from farm-related sources, gross before taxes and expenses (\$1,000)	176

See "Census of Agriculture, Volume 1, Geographic Area Series" for complete footnotes, explanations, definitions, and methodology.
(D) Cannot be disclosed. (Z) Less than half of the unit shown.

2007 CENSUS *OF* **AGRICULTURE**

Union County – Arkansas

Farms with Spanish, Hispanic, or Latino Operators Compared with All Farms



Data are not available at this geographic level for farms with Spanish, Hispanic, or Latino operators.



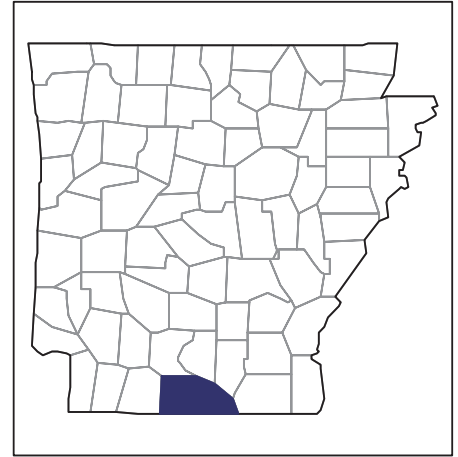
United States Department of Agriculture
National Agricultural Statistics Service

www.agcensus.usda.gov

2007 CENSUS OF AGRICULTURE

Union County – Arkansas

Farms with American Indian or Alaska Native Operators Compared with All Farms



Data are not available at this geographic level for farms with American Indian or Alaska Native operators.



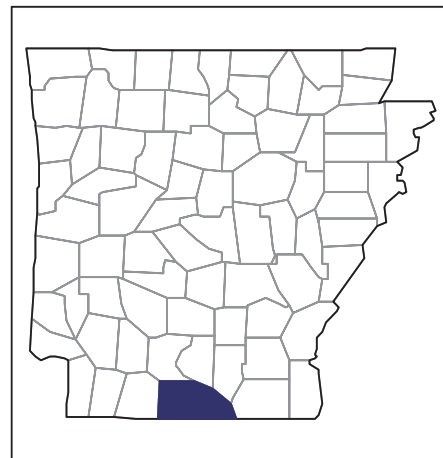
United States Department of Agriculture
National Agricultural Statistics Service

www.agcensus.usda.gov

2007 CENSUS *OF* AGRICULTURE

Union County – Arkansas

**Farms with Asian Operators
Compared with All Farms**



Data are not available at this geographic level for farms with Asian operators.



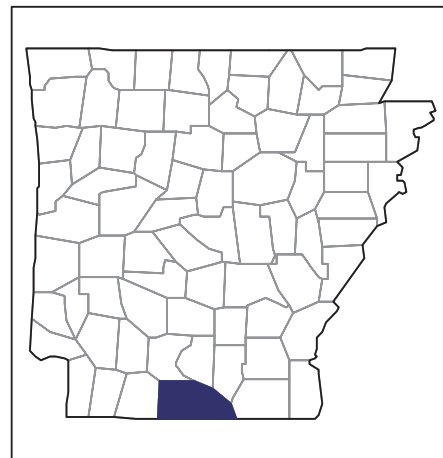
United States Department of Agriculture
National Agricultural Statistics Service

www.agcensus.usda.gov

2007 CENSUS OF AGRICULTURE

Union County – Arkansas

Farms with Black or African American Operators Compared with All Farms



Data are not available at this geographic level for farms with Black or African American operators.



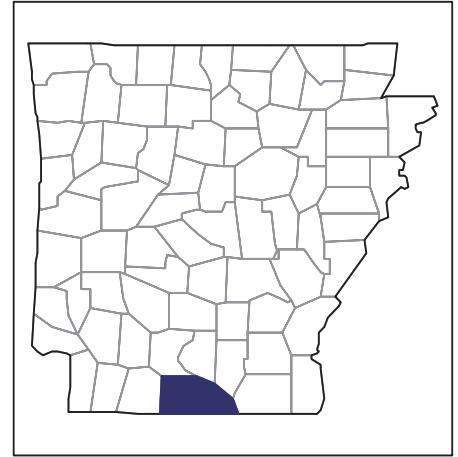
United States Department of Agriculture
National Agricultural Statistics Service

www.agcensus.usda.gov

2007 CENSUS *OF* AGRICULTURE

Union County – Arkansas

Farms with Native Hawaiian or Other Pacific Islander Operators Compared with All Farms



Data are not available at this geographic level for farms with Native Hawaiian or Other Pacific Islander operators.



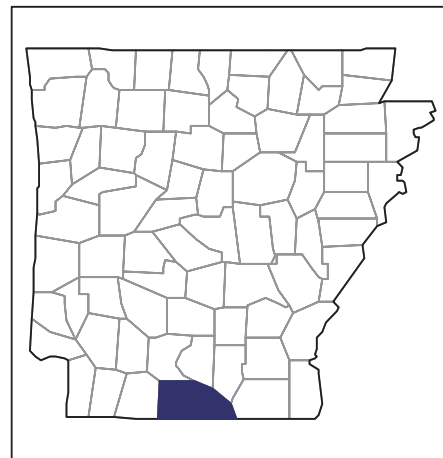
United States Department of Agriculture
National Agricultural Statistics Service

www.agcensus.usda.gov

2007 CENSUS *OF* AGRICULTURE

Union County – Arkansas

**Farms with White Operators
Compared with All Farms**



Data are not available at this geographic level for farms with White operators.



United States Department of Agriculture
National Agricultural Statistics Service

www.agcensus.usda.gov

