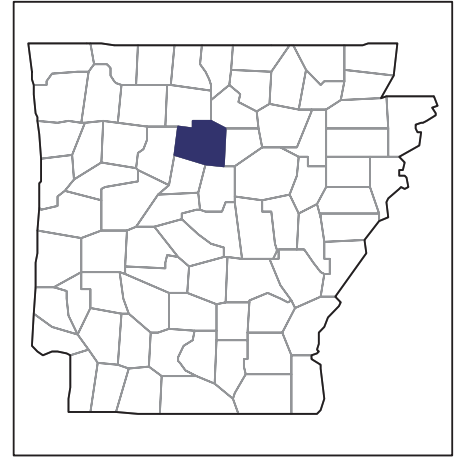


2007 CENSUS OF AGRICULTURE



Van Buren County – Arkansas

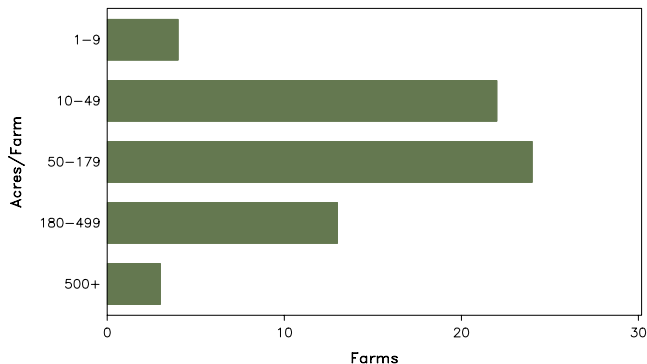
Farms with Women Principal Operators Compared with All Farms

	Women Principal Operators	All Farms
Number of Farms	66	566
Land in Farms	8,870 acres	114,270 acres
Average Size of Farm	134 acres	202 acres
Market Value of Products Sold	\$1,413,000	\$15,502,000
Crop Sales	\$38,000	\$1,276,000
Livestock Sales	\$1,375,000	\$14,226,000
Average Per Farm	\$21,404	\$27,388
Government Payments	\$16,000	\$299,000
Average Per Farm Receiving Payments	\$2,254	\$3,521

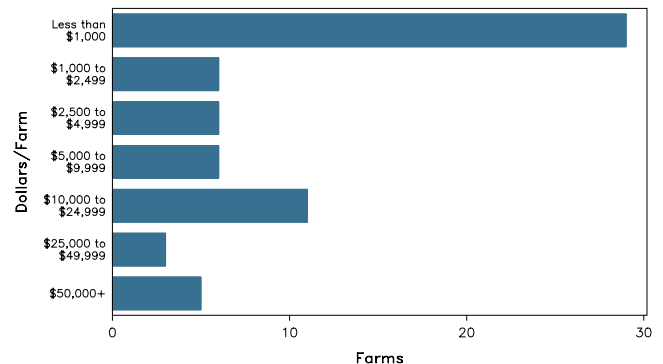
See footnotes on reverse page.

Farms with Women Principal Operators

Farms by Size



Farms by Economic Size



2007 CENSUS OF AGRICULTURE

Van Buren County – Arkansas Farms with Women Principal Operators

Selected Highlights

Item	Farms	Quantity
MARKET VALUE OF AGRICULTURAL PRODUCTS SOLD (\$1,000)		
Total value of agricultural products sold	66	1,413
Value of crops including nursery and greenhouse	10	38
Value of livestock, poultry, and their products	35	1,375
VALUE OF SALES BY COMMODITY GROUP (\$1,000)		
Grains, oilseeds, dry beans, and dry peas	-	-
Tobacco	-	-
Cotton and cottonseed	-	-
Vegetables, melons, potatoes and sweet potatoes	-	-
Fruits, tree nuts, and berries	-	-
Nursery, greenhouse, floriculture, and sod	2	(D)
Cut Christmas trees and short rotation woody crops	-	-
Other crops and hay	8	(D)
Poultry and eggs	6	(D)
Cattle and calves	29	380
Milk and other dairy products from cows	3	(D)
Hogs and pigs	-	-
Sheep, goats, and their products	2	(D)
Horses, ponies, mules, burros, and donkeys	4	8
Aquaculture	-	-
Other animals and other animal products	1	(D)
TOP CROP ITEMS (acres)		
Forage - land used for all hay and haylage, grass silage, and greenchop	31	1,957
Floriculture crops, total	2	(D)
Nursery stock	2	(D)
TOP LIVESTOCK INVENTORY ITEMS (number)		
Broilers and other meat-type chickens	1	(D)
Cattle and calves	45	1,776
Horses and ponies	18	267
Layers	5	148
Goats, all	5	39

Operator Characteristics

Item	Quantity
Primary occupation:	
Farming	24
Other	42
Days worked off farm:	
None	34
Any	32
Years on present farm:	
2 years or less	-
3 to 4 years	5
5 to 9 years	15
10 years or more	46
Age group:	
Under 45 years	7
45 to 64 years	38
65 years and over	21
Average age of principal operator (years)	59.8

Economic Characteristics

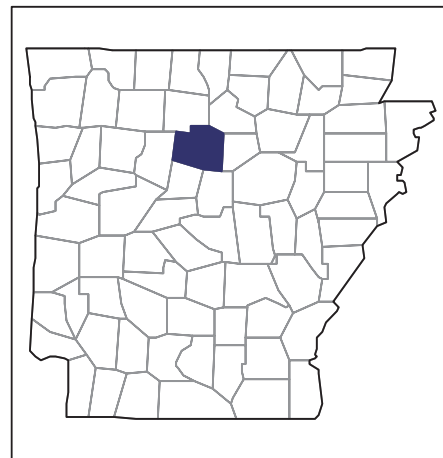
Item	Quantity
Farms by value of sales:	
Less than \$1,000	29
\$1,000 to \$2,499	6
\$2,500 to \$4,999	6
\$5,000 to \$9,999	6
\$10,000 to \$49,999	14
\$50,000 to \$99,999	4
\$100,000 to \$249,999	-
\$250,000 to \$499,999	-
\$500,000 or more	1
Total farm production expenses (\$1,000)	1,751
Average per farm (\$)	26,527
Net cash farm income of operation (\$1,000)	-315
Average per farm (\$)	-4,776
Value of agricultural products sold directly to individuals for human consumption (\$1,000)	(D)
Total organic product sales (\$1,000)	-
Total income from farm-related sources, gross before taxes and expenses (\$1,000)	7

See "Census of Agriculture, Volume 1, Geographic Area Series" for complete footnotes, explanations, definitions, and methodology.
(D) Cannot be disclosed. (Z) Less than half of the unit shown.

2007 CENSUS *OF* AGRICULTURE

Van Buren County – Arkansas

Farms with Spanish, Hispanic, or Latino Operators Compared with All Farms



Data are not available at this geographic level for farms with Spanish, Hispanic, or Latino operators.



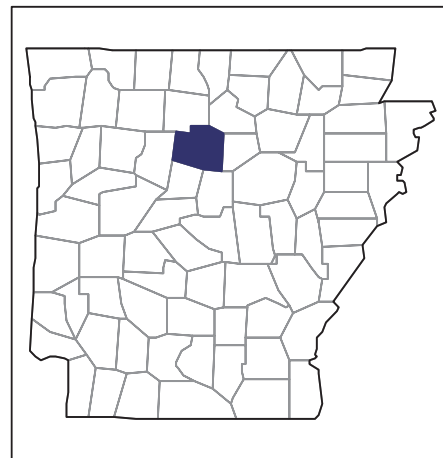
United States Department of Agriculture
National Agricultural Statistics Service

www.agcensus.usda.gov

2007 CENSUS OF AGRICULTURE

Van Buren County – Arkansas

Farms with American Indian or Alaska Native Operators Compared with All Farms



Data are not available at this geographic level for farms with American Indian or Alaska Native operators.



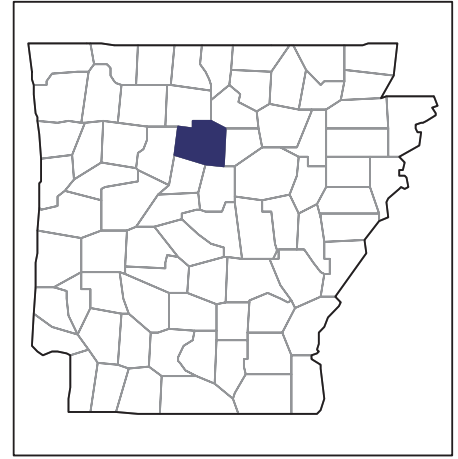
United States Department of Agriculture
National Agricultural Statistics Service

www.agcensus.usda.gov

2007 CENSUS OF AGRICULTURE

Van Buren County – Arkansas

Farms with Asian Operators Compared with All Farms



Data are not available at this geographic level for farms with Asian operators.



United States Department of Agriculture
National Agricultural Statistics Service

www.agcensus.usda.gov

2007 CENSUS *OF* AGRICULTURE

Van Buren County – Arkansas

Farms with Black or African American Operators Compared with All Farms



Data are not available at this geographic level for farms with Black or African American operators.



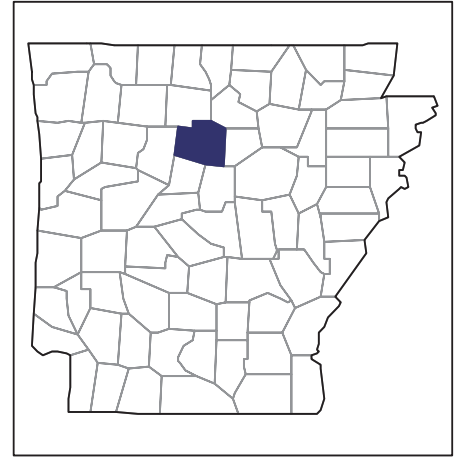
United States Department of Agriculture
National Agricultural Statistics Service

www.agcensus.usda.gov

2007 CENSUS OF AGRICULTURE

Van Buren County – Arkansas

Farms with Native Hawaiian or Other Pacific Islander Operators Compared with All Farms



Data are not available at this geographic level for farms with Native Hawaiian or Other Pacific Islander operators.



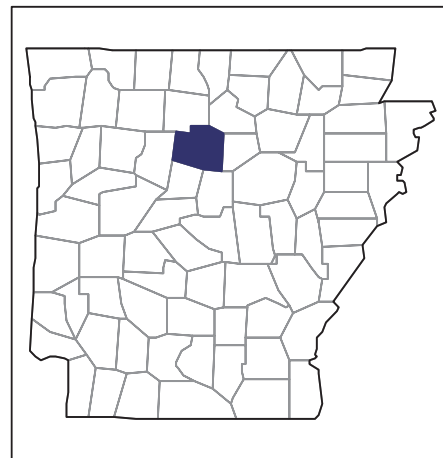
United States Department of Agriculture
National Agricultural Statistics Service

www.agcensus.usda.gov

2007 CENSUS OF AGRICULTURE

Van Buren County – Arkansas

Farms with White Operators Compared with All Farms



Data are not available at this geographic level for farms with White operators.



United States Department of Agriculture
National Agricultural Statistics Service

www.agcensus.usda.gov

