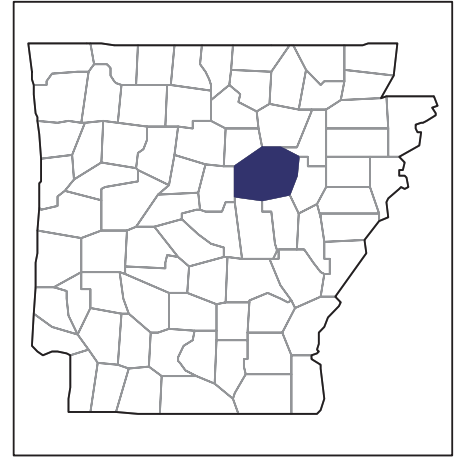


2007 CENSUS OF AGRICULTURE



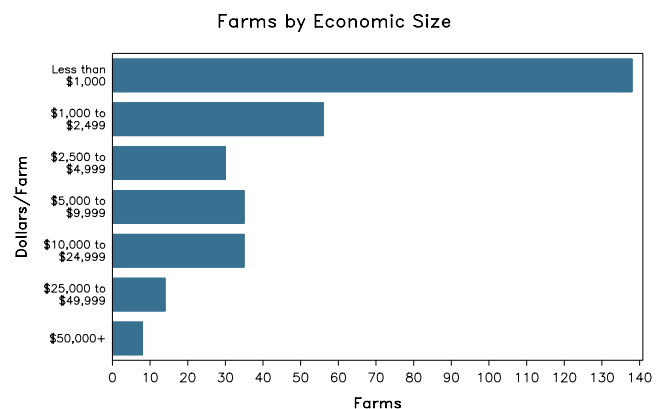
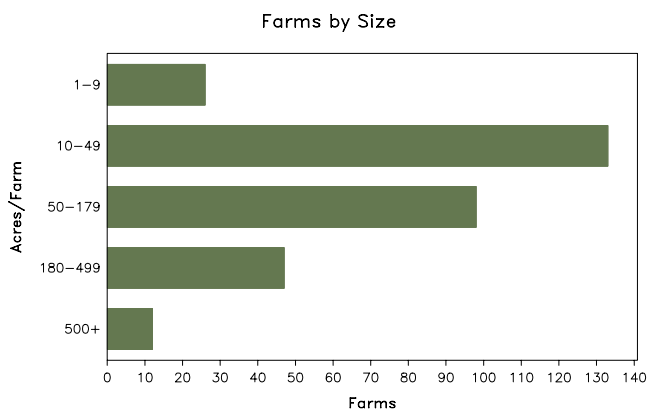
White County – Arkansas

Farms with Women Principal Operators Compared with All Farms

	Women Principal Operators	All Farms
Number of Farms	316	2,199
Land in Farms	40,818 acres	411,404 acres
Average Size of Farm	129 acres	187 acres
Market Value of Products Sold	\$2,588,000	\$119,240,000
Crop Sales	\$636,000	\$34,241,000
Livestock Sales	\$1,952,000	\$84,999,000
Average Per Farm	\$8,189	\$54,225
Government Payments	\$469,000	\$5,848,000
Average Per Farm Receiving Payments	\$6,175	\$10,790

See footnotes on reverse page.

Farms with Women Principal Operators



2007 CENSUS OF AGRICULTURE

White County – Arkansas Farms with Women Principal Operators

Selected Highlights

Item	Farms	Quantity
MARKET VALUE OF AGRICULTURAL PRODUCTS SOLD (\$1,000)		
Total value of agricultural products sold	316	2,588
Value of crops including nursery and greenhouse	69	636
Value of livestock, poultry, and their products	120	1,952
VALUE OF SALES BY COMMODITY GROUP (\$1,000)		
Grains, oilseeds, dry beans, and dry peas	3	(D)
Tobacco	-	-
Cotton and cottonseed	-	-
Vegetables, melons, potatoes and sweet potatoes	6	51
Fruits, tree nuts, and berries	1	(D)
Nursery, greenhouse, floriculture, and sod	3	127
Cut Christmas trees and short rotation woody crops	-	-
Other crops and hay	58	221
Poultry and eggs	19	(D)
Cattle and calves	84	(D)
Milk and other dairy products from cows	5	(D)
Hogs and pigs	5	5
Sheep, goats, and their products	13	11
Horses, ponies, mules, burros, and donkeys	18	40
Aquaculture	-	-
Other animals and other animal products	2	(D)
TOP CROP ITEMS (acres)		
Forage - land used for all hay and haylage, grass silage, and greenchop	118	4,835
Soybeans for beans	2	(D)
Wheat for grain, all	2	(D)
Sorghum for grain	1	(D)
Sorghum for silage or greenchop	1	(D)
TOP LIVESTOCK INVENTORY ITEMS (number)		
Broilers and other meat-type chickens	2	(D)
Cattle and calves	132	4,903
Horses and ponies	94	743
Layers	21	546
Hogs and pigs	5	206

Operator Characteristics

Item	Quantity
Primary occupation:	
Farming	99
Other	217
Days worked off farm:	
None	148
Any	168
Years on present farm:	
2 years or less	24
3 to 4 years	25
5 to 9 years	90
10 years or more	177
Age group:	
Under 45 years	39
45 to 64 years	159
65 years and over	118
Average age of principal operator (years)	60.3

Economic Characteristics

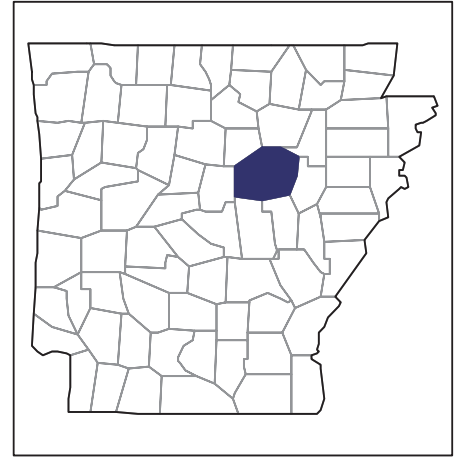
Item	Quantity
Farms by value of sales:	
Less than \$1,000	189
\$1,000 to \$2,499	34
\$2,500 to \$4,999	19
\$5,000 to \$9,999	27
\$10,000 to \$49,999	39
\$50,000 to \$99,999	5
\$100,000 to \$249,999	2
\$250,000 to \$499,999	-
\$500,000 or more	1
Total farm production expenses (\$1,000)	4,528
Average per farm (\$)	14,328
Net cash farm income of operation (\$1,000)	-928
Average per farm (\$)	-2,937
Value of agricultural products sold directly to individuals for human consumption (\$1,000)	6
Total organic product sales (\$1,000)	-
Total income from farm-related sources, gross before taxes and expenses (\$1,000)	543

See "Census of Agriculture, Volume 1, Geographic Area Series" for complete footnotes, explanations, definitions, and methodology.
(D) Cannot be disclosed. (Z) Less than half of the unit shown.

2007 CENSUS *OF* **AGRICULTURE**

White County – Arkansas

Farms with Spanish, Hispanic, or Latino Operators Compared with All Farms



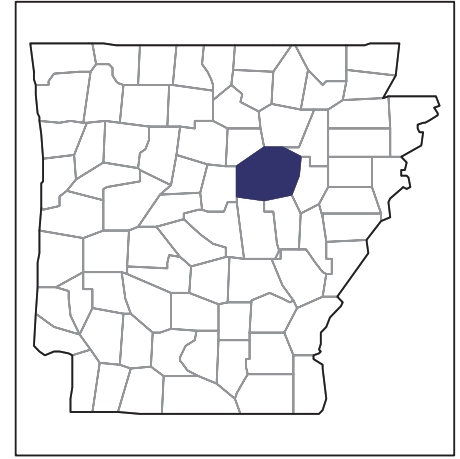
Data are not available at this geographic level for farms with Spanish, Hispanic, or Latino operators.



United States Department of Agriculture
National Agricultural Statistics Service

www.agcensus.usda.gov

2007 CENSUS OF AGRICULTURE



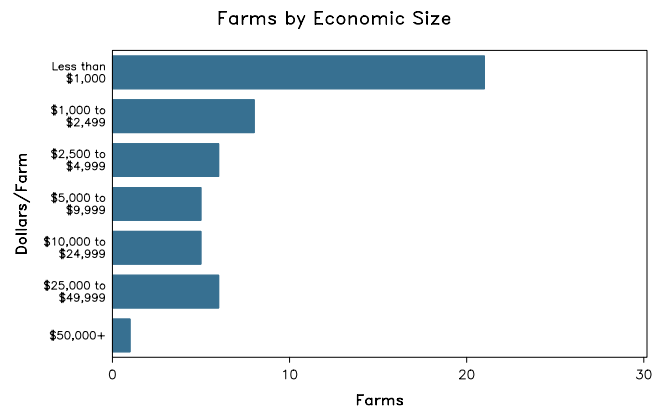
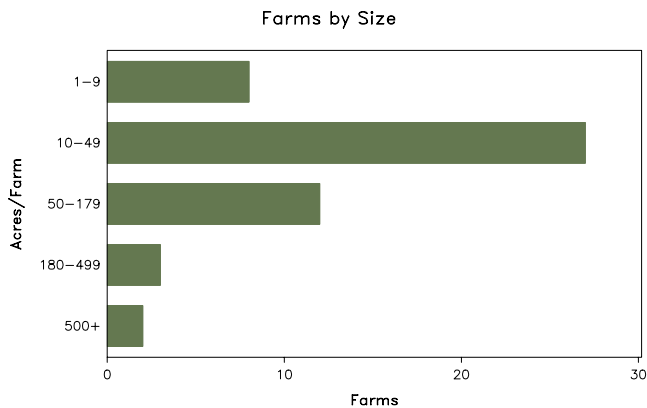
White County – Arkansas

Farms with American Indian or Alaska Native Operators Compared with All Farms

	American Indian or Alaska Native Operators ²	All Farms
Number of Farm Operators ¹	58	3,319
Number of Farms	52	2,199
Land in Farms	4,359 acres	411,404 acres
Average Size of Farm	84 acres	187 acres
Market Value of Products Sold	\$493,000	\$119,240,000
Crop Sales	\$324,000	\$34,241,000
Livestock Sales	\$169,000	\$84,999,000
Average Per Farm	\$9,473	\$54,225
Government Payments	\$46,000	\$5,848,000
Average Per Farm Receiving Payments	\$5,115	\$10,790

See footnotes on reverse page.

Farms with American Indian or Alaska Native Operators



2007 CENSUS OF AGRICULTURE

White County – Arkansas Farms with American Indian or Alaska Native Operators

Selected Highlights

Item	Farms	Quantity
MARKET VALUE OF AGRICULTURAL PRODUCTS SOLD (\$1,000)		
Total value of agricultural products sold	52	493
Value of crops including nursery and greenhouse	9	324
Value of livestock, poultry, and their products	20	169
VALUE OF SALES BY COMMODITY GROUP (\$1,000)		
Grains, oilseeds, dry beans, and dry peas	1	(D)
Tobacco	-	-
Cotton and cottonseed	-	-
Vegetables, melons, potatoes and sweet potatoes	2	(D)
Fruits, tree nuts, and berries	1	(D)
Nursery, greenhouse, floriculture, and sod	2	(D)
Cut Christmas trees and short rotation woody crops	-	-
Other crops and hay	3	(D)
Poultry and eggs	2	(D)
Cattle and calves	14	80
Milk and other dairy products from cows	3	81
Hogs and pigs	-	-
Sheep, goats, and their products	3	(D)
Horses, ponies, mules, burros, and donkeys	4	3
Aquaculture	-	-
Other animals and other animal products	-	-
TOP CROP ITEMS (acres)		
Forage - land used for all hay and haylage, grass silage, and greenchop	20	670
Soybeans for beans	1	(D)
Rice	1	(D)
Vegetables harvested for sale	2	(D)
Sweet corn	2	(D)
TOP LIVESTOCK INVENTORY ITEMS (number)		
Cattle and calves	26	283
Horses and ponies	18	99
Pullets for laying flock replacement	1	(D)
Layers	2	(D)
Sheep and lambs	4	20

Operator Characteristics

Item	Quantity
Primary occupation:	
Farming	24
Other	34
Days worked off farm:	
None	14
Any	44
Years on present farm:	
2 years or less	3
3 to 4 years	6
5 to 9 years	24
10 years or more	25
Age group:	
Under 45 years	25
45 to 64 years	29
65 years and over	4
Average age (years)	46.1

Economic Characteristics

Item	Quantity
Farms by value of sales:	
Less than \$1,000	29
\$1,000 to \$2,499	3
\$2,500 to \$4,999	4
\$5,000 to \$9,999	5
\$10,000 to \$49,999	10
\$50,000 to \$99,999	-
\$100,000 to \$249,999	1
\$250,000 to \$499,999	-
\$500,000 or more	-
Total farm production expenses (\$1,000)	375
Average per farm (\$)	7,209
Net cash farm income of operation (\$1,000)	164
Average per farm (\$)	3,150
Value of agricultural products sold directly to individuals for human consumption (\$1,000)	(D)
Total organic product sales (\$1,000)	-
Total income from farm-related sources, gross before taxes and expenses (\$1,000)	-

See "Census of Agriculture, Volume 1, Geographic Area Series" for complete footnotes, explanations, definitions, and methodology.

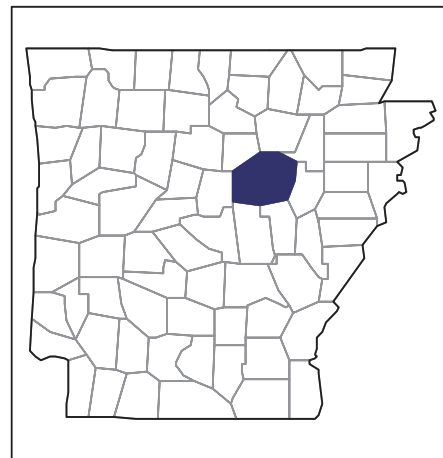
(D) Cannot be disclosed. (Z) Less than half of the unit shown.

¹ Data were collected for a maximum of three operators per farm. ² Operators reporting selected race alone or in combination with other races.

2007 CENSUS *OF* AGRICULTURE

White County – Arkansas

**Farms with Asian Operators
Compared with All Farms**



Data are not available at this geographic level for farms with Asian operators.



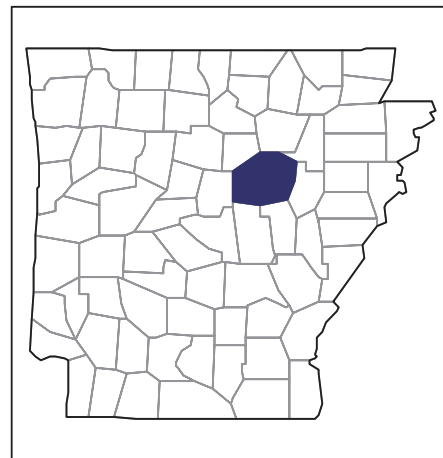
United States Department of Agriculture
National Agricultural Statistics Service

www.agcensus.usda.gov

2007 CENSUS OF AGRICULTURE

White County – Arkansas

Farms with Black or African American Operators Compared with All Farms



Data are not available at this geographic level for farms with Black or African American operators.



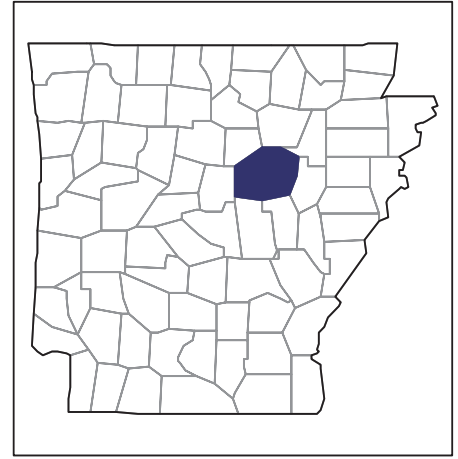
United States Department of Agriculture
National Agricultural Statistics Service

www.agcensus.usda.gov

2007 CENSUS *OF* **AGRICULTURE**

White County – Arkansas

Farms with Native Hawaiian or Other Pacific Islander Operators Compared with All Farms



Data are not available at this geographic level for farms with Native Hawaiian or Other Pacific Islander operators.



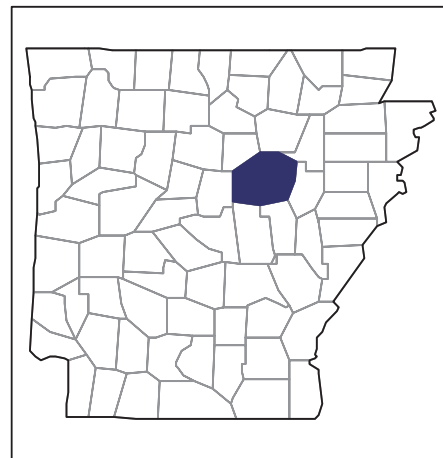
United States Department of Agriculture
National Agricultural Statistics Service

www.agcensus.usda.gov

2007 CENSUS OF AGRICULTURE

White County – Arkansas

Farms with White Operators Compared with All Farms



Data are not available at this geographic level for farms with White operators.



United States Department of Agriculture
National Agricultural Statistics Service

www.agcensus.usda.gov

