

# 2007 CENSUS OF AGRICULTURE



## Yell County – Arkansas

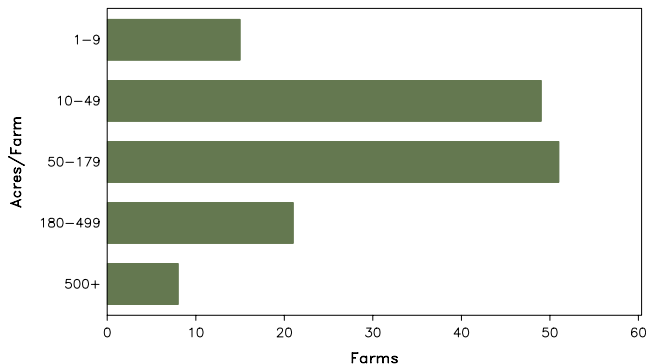
### Farms with Women Principal Operators Compared with All Farms

	Women Principal Operators	All Farms
<b>Number of Farms</b>	144	993
<b>Land in Farms</b>	25,858 acres	175,097 acres
<b>Average Size of Farm</b>	180 acres	176 acres
<b>Market Value of Products Sold</b>	\$12,898,000	\$162,467,000
Crop Sales	\$373,000	\$5,557,000
Livestock Sales	\$12,526,000	\$156,910,000
Average Per Farm	\$89,572	\$163,612
<b>Government Payments</b>	\$40,000	\$501,000
Average Per Farm Receiving Payments	\$3,040	\$4,916

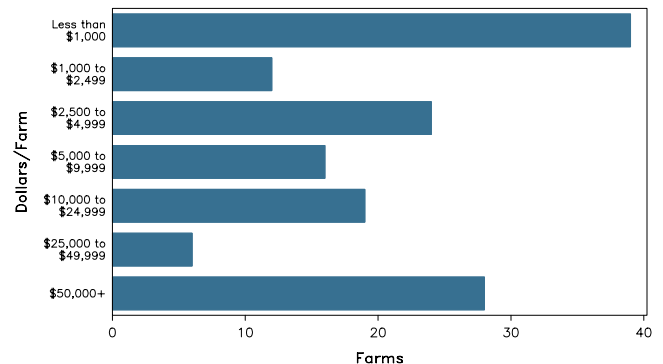
See footnotes on reverse page.

### Farms with Women Principal Operators

Farms by Size



Farms by Economic Size



# 2007 CENSUS OF AGRICULTURE

## Yell County – Arkansas Farms with Women Principal Operators

### Selected Highlights

Item	Farms	Quantity
<b>MARKET VALUE OF AGRICULTURAL PRODUCTS SOLD (\$1,000)</b>		
Total value of agricultural products sold	144	12,898
Value of crops including nursery and greenhouse	42	373
Value of livestock, poultry, and their products	91	12,526
<b>VALUE OF SALES BY COMMODITY GROUP (\$1,000)</b>		
Grains, oilseeds, dry beans, and dry peas	7	(D)
Tobacco	-	-
Cotton and cottonseed	-	-
Vegetables, melons, potatoes and sweet potatoes	-	-
Fruits, tree nuts, and berries	-	-
Nursery, greenhouse, floriculture, and sod	1	(D)
Cut Christmas trees and short rotation woody crops	-	-
Other crops and hay	34	197
Poultry and eggs	30	11,401
Cattle and calves	73	1,112
Milk and other dairy products from cows	-	-
Hogs and pigs	-	-
Sheep, goats, and their products	2	(D)
Horses, ponies, mules, burros, and donkeys	6	5
Aquaculture	-	-
Other animals and other animal products	3	(D)
<b>TOP CROP ITEMS (acres)</b>		
Forage - land used for all hay and haylage, grass silage, and greenchop	69	4,217
Corn for grain	3	240
Soybeans for beans	3	75
Sod harvested	1	(D)
Short-rotation woody crops	1	(D)
<b>TOP LIVESTOCK INVENTORY ITEMS (number)</b>		
Broilers and other meat-type chickens	18	796,800
Layers	11	50,493
Cattle and calves	90	4,918
Rabbits and their pelts	3	450
Horses and ponies	47	315

### Operator Characteristics

Item	Quantity
Primary occupation:	
Farming	81
Other	63
Days worked off farm:	
None	67
Any	77
Years on present farm:	
2 years or less	13
3 to 4 years	7
5 to 9 years	17
10 years or more	107
Age group:	
Under 45 years	21
45 to 64 years	83
65 years and over	40
Average age of principal operator (years)	57.0

### Economic Characteristics

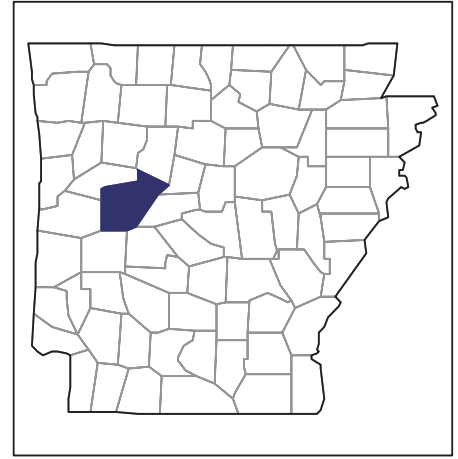
Item	Quantity
Farms by value of sales:	
Less than \$1,000	40
\$1,000 to \$2,499	12
\$2,500 to \$4,999	24
\$5,000 to \$9,999	18
\$10,000 to \$49,999	22
\$50,000 to \$99,999	4
\$100,000 to \$249,999	5
\$250,000 to \$499,999	8
\$500,000 or more	11
Total farm production expenses (\$1,000)	11,010
Average per farm (\$)	76,459
Net cash farm income of operation (\$1,000)	1,987
Average per farm (\$)	13,798
Value of agricultural products sold directly to individuals for human consumption (\$1,000)	6
Total organic product sales (\$1,000)	-
Total income from farm-related sources, gross before taxes and expenses (\$1,000)	59

See "Census of Agriculture, Volume 1, Geographic Area Series" for complete footnotes, explanations, definitions, and methodology.  
(D) Cannot be disclosed. (Z) Less than half of the unit shown.

# 2007 CENSUS *OF* AGRICULTURE

## Yell County – Arkansas

### Farms with Spanish, Hispanic, or Latino Operators Compared with All Farms



Data are not available at this geographic level for farms with Spanish, Hispanic, or Latino operators.



United States Department of Agriculture  
National Agricultural Statistics Service

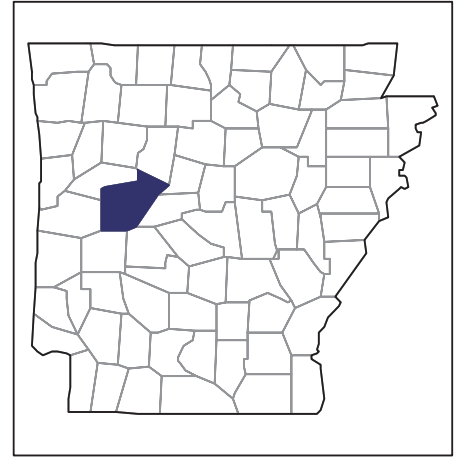
[www.agcensus.usda.gov](http://www.agcensus.usda.gov)



# 2007 CENSUS OF AGRICULTURE

## Yell County – Arkansas

### Farms with American Indian or Alaska Native Operators Compared with All Farms



Data are not available at this geographic level for farms with American Indian or Alaska Native operators.



United States Department of Agriculture  
National Agricultural Statistics Service

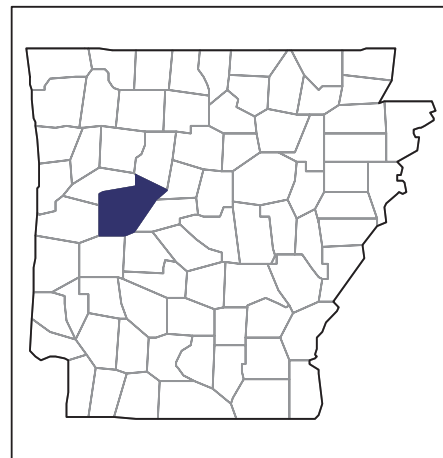
[www.agcensus.usda.gov](http://www.agcensus.usda.gov)



# 2007 CENSUS *OF* **AGRICULTURE**

**Yell County – Arkansas**

**Farms with Asian Operators  
Compared with All Farms**



**Data are not available at this geographic level for farms with Asian operators.**



United States Department of Agriculture  
National Agricultural Statistics Service

[www.agcensus.usda.gov](http://www.agcensus.usda.gov)





# 2007 CENSUS *OF* **AGRICULTURE**

**Yell County – Arkansas**

**Farms with Black or African American  
Operators Compared with All Farms**



**Data are not available at this geographic level for farms with Black or African American operators.**



United States Department of Agriculture  
National Agricultural Statistics Service

[www.agcensus.usda.gov](http://www.agcensus.usda.gov)



# 2007 CENSUS *OF* AGRICULTURE

Yell County – Arkansas

**Farms with Native Hawaiian or Other  
Pacific Islander Operators Compared  
with All Farms**



Data are not available at this geographic level for farms with Native Hawaiian or Other Pacific Islander operators.



United States Department of Agriculture  
National Agricultural Statistics Service

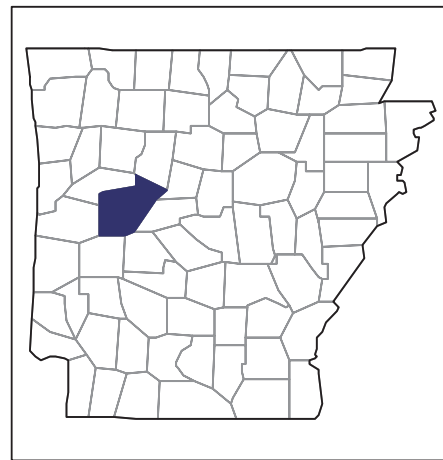
[www.agcensus.usda.gov](http://www.agcensus.usda.gov)



# 2007 CENSUS *OF* **AGRICULTURE**

**Yell County – Arkansas**

**Farms with White Operators  
Compared with All Farms**



**Data are not available at this geographic level for farms with White operators.**



United States Department of Agriculture  
National Agricultural Statistics Service

[www.agcensus.usda.gov](http://www.agcensus.usda.gov)

