

# 2007 CENSUS OF AGRICULTURE



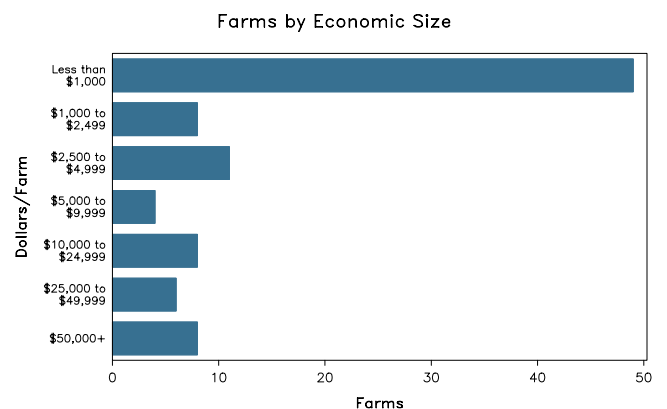
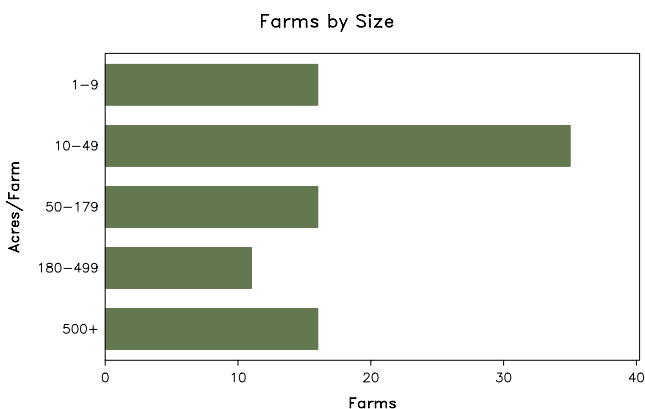
## Mariposa County – California

### Farms with Women Principal Operators Compared with All Farms

	Women Principal Operators	All Farms
<b>Number of Farms</b>	94	302
<b>Land in Farms</b>	30,500 acres	212,524 acres
<b>Average Size of Farm</b>	324 acres	704 acres
<b>Market Value of Products Sold</b>	\$984,000	\$11,464,000
Crop Sales	\$138,000	\$485,000
Livestock Sales	\$847,000	\$10,978,000
Average Per Farm	\$10,472	\$37,960
<b>Government Payments</b>	(D)	\$131,000
Average Per Farm Receiving Payments	(D)	\$26,136

See footnotes on reverse page.

### Farms with Women Principal Operators



# 2007 CENSUS OF AGRICULTURE

## Mariposa County – California Farms with Women Principal Operators

### Selected Highlights

Item	Farms	Quantity
<b>MARKET VALUE OF AGRICULTURAL PRODUCTS SOLD (\$1,000)</b>		
Total value of agricultural products sold	94	984
Value of crops including nursery and greenhouse	7	138
Value of livestock, poultry, and their products	52	847
<b>VALUE OF SALES BY COMMODITY GROUP (\$1,000)</b>		
Grains, oilseeds, dry beans, and dry peas	-	-
Tobacco	-	-
Cotton and cottonseed	-	-
Vegetables, melons, potatoes and sweet potatoes	3	(D)
Fruits, tree nuts, and berries	6	131
Nursery, greenhouse, floriculture, and sod	2	(D)
Cut Christmas trees and short rotation woody crops	-	-
Other crops and hay	-	-
Poultry and eggs	8	3
Cattle and calves	20	(D)
Milk and other dairy products from cows	-	-
Hogs and pigs	4	(D)
Sheep, goats, and their products	15	28
Horses, ponies, mules, burros, and donkeys	13	122
Aquaculture	-	-
Other animals and other animal products	4	(D)
<b>TOP CROP ITEMS (acres)</b>		
Grapes	2	(D)
Apples	1	(D)
Vegetables harvested for sale	3	(D)
Land in berries	1	(D)
Garlic	1	(D)
<b>TOP LIVESTOCK INVENTORY ITEMS (number)</b>		
Cattle and calves	27	1,577
Horses and ponies	73	660
Sheep and lambs	16	186
Layers	11	185
Goats, all	16	179

### Operator Characteristics

Item	Quantity
Primary occupation:	
Farming	38
Other	56
Days worked off farm:	
None	34
Any	60
Years on present farm:	
2 years or less	3
3 to 4 years	15
5 to 9 years	18
10 years or more	58
Age group:	
Under 45 years	20
45 to 64 years	51
65 years and over	23
Average age of principal operator (years)	56.0

### Economic Characteristics

Item	Quantity
Farms by value of sales:	
Less than \$1,000	49
\$1,000 to \$2,499	8
\$2,500 to \$4,999	11
\$5,000 to \$9,999	4
\$10,000 to \$49,999	14
\$50,000 to \$99,999	7
\$100,000 to \$249,999	1
\$250,000 to \$499,999	-
\$500,000 or more	-
Total farm production expenses (\$1,000)	2,275
Average per farm (\$)	24,204
Net cash farm income of operation (\$1,000)	-1,046
Average per farm (\$)	-11,122
Value of agricultural products sold directly to individuals for human consumption (\$1,000)	16
Total organic product sales (\$1,000)	(D)
Total income from farm-related sources, gross before taxes and expenses (\$1,000)	218

See "Census of Agriculture, Volume 1, Geographic Area Series" for complete footnotes, explanations, definitions, and methodology.  
(D) Cannot be disclosed. (Z) Less than half of the unit shown.

# 2007 CENSUS OF AGRICULTURE



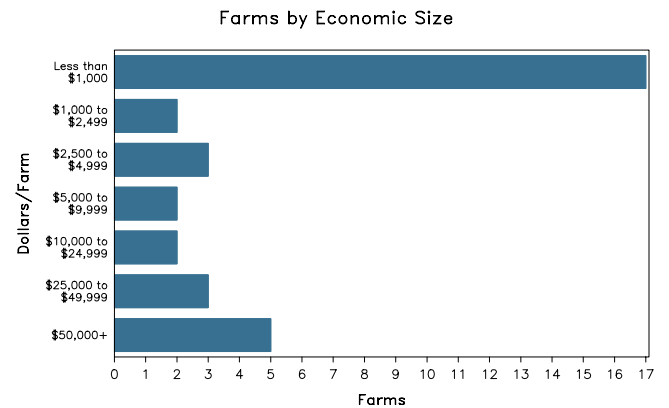
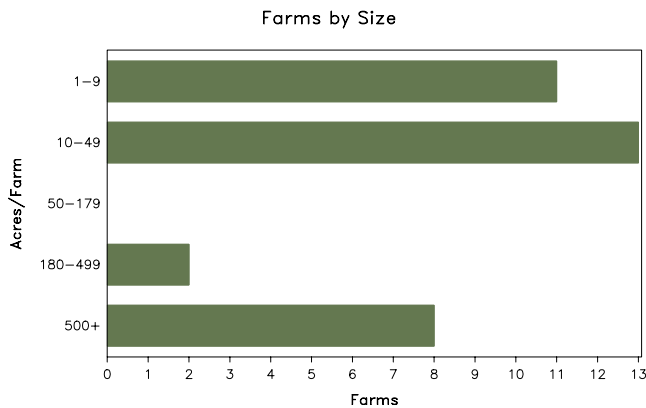
## Mariposa County – California

### Farms with Spanish, Hispanic, or Latino Operators Compared with All Farms

	Spanish, Hispanic, or Latino Operators	All Farms
<b>Number of Farm Operators</b> <sup>1</sup>	40	520
<b>Number of Farms</b>	34	302
<b>Land in Farms</b>	16,575 acres	212,524 acres
<b>Average Size of Farm</b>	488 acres	704 acres
<b>Market Value of Products Sold</b>	\$866,000	\$11,464,000
Crop Sales	\$42,000	\$485,000
Livestock Sales	\$823,000	\$10,978,000
Average Per Farm	\$25,462	\$37,960
<b>Government Payments</b>	(D)	\$131,000
Average Per Farm Receiving Payments	(D)	\$26,136

See footnotes on reverse page.

### Farms with Spanish, Hispanic, or Latino Operators



# 2007 CENSUS OF AGRICULTURE

## Mariposa County – California Farms with Spanish, Hispanic, or Latino Operators

### Selected Highlights

Item	Farms	Quantity
<b>MARKET VALUE OF AGRICULTURAL PRODUCTS SOLD (\$1,000)</b>		
Total value of agricultural products sold	34	866
Value of crops including nursery and greenhouse	4	42
Value of livestock, poultry, and their products	25	823
<b>VALUE OF SALES BY COMMODITY GROUP (\$1,000)</b>		
Grains, oilseeds, dry beans, and dry peas	-	-
Tobacco	-	-
Cotton and cottonseed	-	-
Vegetables, melons, potatoes and sweet potatoes	2	(D)
Fruits, tree nuts, and berries	4	40
Nursery, greenhouse, floriculture, and sod	2	(D)
Cut Christmas trees and short rotation woody crops	-	-
Other crops and hay	-	-
Poultry and eggs	2	(D)
Cattle and calves	14	(D)
Milk and other dairy products from cows	-	-
Hogs and pigs	3	9
Sheep, goats, and their products	7	(D)
Horses, ponies, mules, burros, and donkeys	2	(D)
Aquaculture	-	-
Other animals and other animal products	4	-
<b>TOP CROP ITEMS (acres)</b>		
Forage - land used for all hay and haylage, grass silage, and greenchop	1	(D)
Grapes	2	(D)
Vegetables harvested for sale	2	(D)
<b>TOP LIVESTOCK INVENTORY ITEMS (number)</b>		
Cattle and calves	16	1,220
Goats, all	7	102
Horses and ponies	18	74
Hogs and pigs	3	45
Layers	2	(D)

### Operator Characteristics

Item	Quantity
Primary occupation:	
Farming	19
Other	21
Days worked off farm:	
None	18
Any	22
Years on present farm:	
2 years or less	-
3 to 4 years	8
5 to 9 years	5
10 years or more	27
Age group:	
Under 45 years	1
45 to 64 years	29
65 years and over	10
Average age (years)	63.1

### Economic Characteristics

Item	Quantity
Farms by value of sales:	
Less than \$1,000	17
\$1,000 to \$2,499	2
\$2,500 to \$4,999	3
\$5,000 to \$9,999	3
\$10,000 to \$49,999	4
\$50,000 to \$99,999	2
\$100,000 to \$249,999	2
\$250,000 to \$499,999	1
\$500,000 or more	-
Total farm production expenses (\$1,000)	863
Average per farm (\$)	25,392
Net cash farm income of operation (\$1,000)	106
Average per farm (\$)	3,128
Value of agricultural products sold directly to individuals for human consumption (\$1,000)	12
Total organic product sales (\$1,000)	(D)
Total income from farm-related sources, gross before taxes and expenses (\$1,000)	13

See "Census of Agriculture, Volume 1, Geographic Area Series" for complete footnotes, explanations, definitions, and methodology.

(D) Cannot be disclosed. (Z) Less than half of the unit shown.

<sup>1</sup> Data were collected for a maximum of three operators per farm.

# 2007 CENSUS OF AGRICULTURE

## Mariposa County – California

### Farms with American Indian or Alaska Native Operators Compared with All Farms



Data are not available at this geographic level for farms with American Indian or Alaska Native operators.



United States Department of Agriculture  
National Agricultural Statistics Service

[www.agcensus.usda.gov](http://www.agcensus.usda.gov)



# 2007 CENSUS OF AGRICULTURE

**Mariposa County – California**

**Farms with Asian Operators  
Compared with All Farms**



**Data are not available at this geographic level for farms with Asian operators.**



United States Department of Agriculture  
National Agricultural Statistics Service

[www.agcensus.usda.gov](http://www.agcensus.usda.gov)





# 2007 CENSUS OF AGRICULTURE

**Mariposa County – California**

**Farms with Black or African American Operators Compared with All Farms**



Data are not available at this geographic level for farms with Black or African American operators.



United States Department of Agriculture  
National Agricultural Statistics Service

[www.agcensus.usda.gov](http://www.agcensus.usda.gov)



# 2007 CENSUS OF AGRICULTURE

## Mariposa County – California

### Farms with Native Hawaiian or Other Pacific Islander Operators Compared with All Farms



Data are not available at this geographic level for farms with Native Hawaiian or Other Pacific Islander operators.



United States Department of Agriculture  
National Agricultural Statistics Service

[www.agcensus.usda.gov](http://www.agcensus.usda.gov)



# 2007 CENSUS OF AGRICULTURE

**Mariposa County – California**

**Farms with White Operators  
Compared with All Farms**



**Data are not available at this geographic level for farms with White operators.**



United States Department of Agriculture  
National Agricultural Statistics Service

[www.agcensus.usda.gov](http://www.agcensus.usda.gov)

