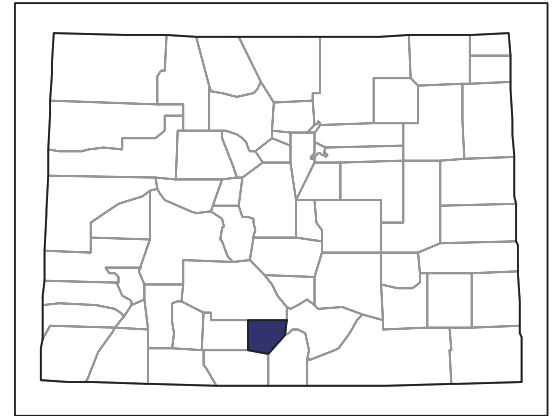


# 2007 CENSUS OF AGRICULTURE



## Alamosa County – Colorado

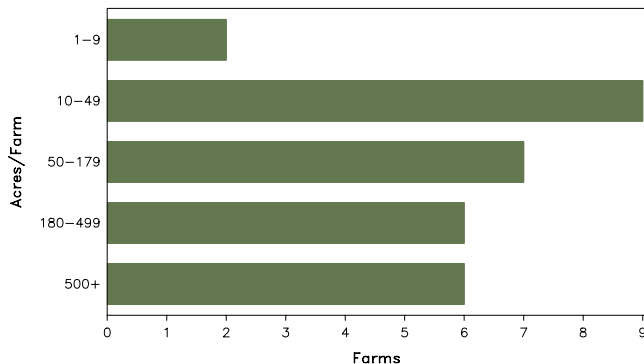
### Farms with Women Principal Operators Compared with All Farms

	Women Principal Operators	All Farms
<b>Number of Farms</b>	30	316
<b>Land in Farms</b>	11,340 acres	176,629 acres
<b>Average Size of Farm</b>	378 acres	559 acres
<b>Market Value of Products Sold</b>	\$1,819,000	\$91,413,000
Crop Sales	\$1,467,000	\$86,046,000
Livestock Sales	\$352,000	\$5,367,000
Average Per Farm	\$60,618	\$289,281
<b>Government Payments</b>	(D)	\$684,000
Average Per Farm Receiving Payments	(D)	\$8,144

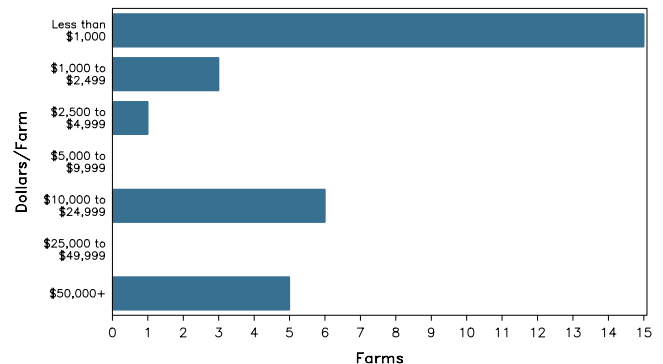
See footnotes on reverse page.

### Farms with Women Principal Operators

Farms by Size



Farms by Economic Size



# 2007 CENSUS OF AGRICULTURE

## Alamosa County – Colorado Farms with Women Principal Operators

### Selected Highlights

Item	Farms	Quantity
<b>MARKET VALUE OF AGRICULTURAL PRODUCTS SOLD (\$1,000)</b>		
Total value of agricultural products sold	30	1,819
Value of crops including nursery and greenhouse	9	1,467
Value of livestock, poultry, and their products	14	352
<b>VALUE OF SALES BY COMMODITY GROUP (\$1,000)</b>		
Grains, oilseeds, dry beans, and dry peas	1	(D)
Tobacco	-	-
Cotton and cottonseed	-	-
Vegetables, melons, potatoes and sweet potatoes	1	(D)
Fruits, tree nuts, and berries	-	-
Nursery, greenhouse, floriculture, and sod	-	-
Cut Christmas trees and short rotation woody crops	-	-
Other crops and hay	9	(D)
Poultry and eggs	7	(D)
Cattle and calves	4	318
Milk and other dairy products from cows	-	-
Hogs and pigs	1	(D)
Sheep, goats, and their products	4	9
Horses, ponies, mules, burros, and donkeys	3	3
Aquaculture	-	-
Other animals and other animal products	-	-
<b>TOP CROP ITEMS (acres)</b>		
Forage - land used for all hay and haylage, grass silage, and greenchop	10	3,957
Vegetables harvested for sale	1	(D)
Potatoes	1	(D)
Wheat for grain, all	1	(D)
<b>TOP LIVESTOCK INVENTORY ITEMS (number)</b>		
Cattle and calves	4	999
Goats, all	4	139
Layers	6	79
Horses and ponies	13	57
Ducks	3	48

### Operator Characteristics

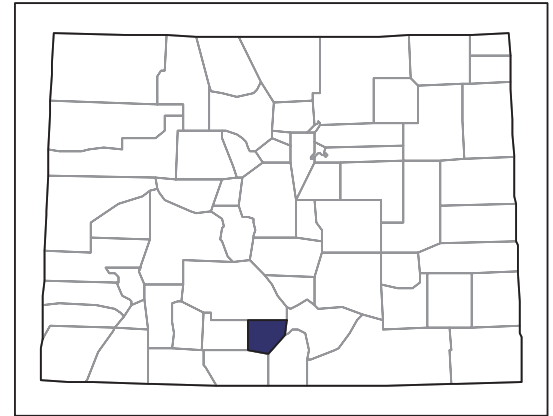
Item	Quantity
Primary occupation:	
Farming	17
Other	13
Days worked off farm:	
None	11
Any	19
Years on present farm:	
2 years or less	-
3 to 4 years	-
5 to 9 years	6
10 years or more	24
Age group:	
Under 45 years	2
45 to 64 years	15
65 years and over	13
Average age of principal operator (years)	61.9

### Economic Characteristics

Item	Quantity
Farms by value of sales:	
Less than \$1,000	15
\$1,000 to \$2,499	3
\$2,500 to \$4,999	1
\$5,000 to \$9,999	-
\$10,000 to \$49,999	6
\$50,000 to \$99,999	-
\$100,000 to \$249,999	3
\$250,000 to \$499,999	1
\$500,000 or more	1
Total farm production expenses (\$1,000)	1,757
Average per farm (\$)	58,563
Net cash farm income of operation (\$1,000)	396
Average per farm (\$)	13,200
Value of agricultural products sold directly to individuals for human consumption (\$1,000)	(D)
Total organic product sales (\$1,000)	-
Total income from farm-related sources, gross before taxes and expenses (\$1,000)	220

See "Census of Agriculture, Volume 1, Geographic Area Series" for complete footnotes, explanations, definitions, and methodology.  
(D) Cannot be disclosed. (Z) Less than half of the unit shown.

# 2007 CENSUS OF AGRICULTURE



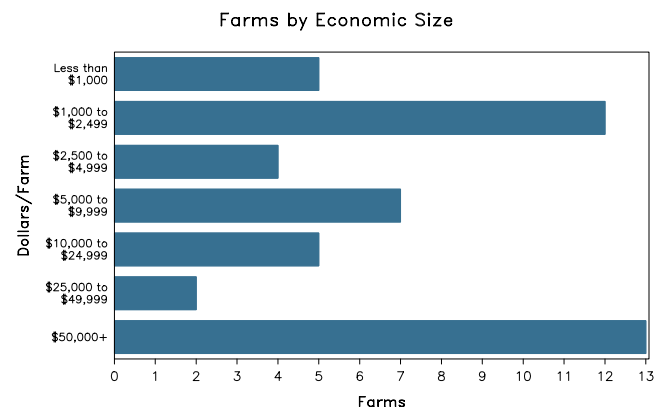
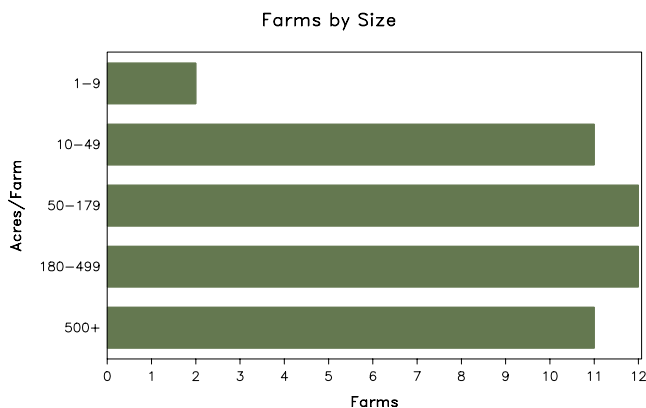
## Alamosa County – Colorado

### Farms with Spanish, Hispanic, or Latino Operators Compared with All Farms

	Spanish, Hispanic, or Latino Operators	All Farms
<b>Number of Farm Operators</b> <sup>1</sup>	69	500
<b>Number of Farms</b>	48	316
<b>Land in Farms</b>	23,779 acres	176,629 acres
<b>Average Size of Farm</b>	495 acres	559 acres
<b>Market Value of Products Sold</b>	\$11,840,000	\$91,413,000
Crop Sales	\$10,678,000	\$86,046,000
Livestock Sales	\$1,162,000	\$5,367,000
Average Per Farm	\$246,670	\$289,281
<b>Government Payments</b>	\$43,000	\$684,000
Average Per Farm Receiving Payments	\$7,217	\$8,144

See footnotes on reverse page.

### Farms with Spanish, Hispanic, or Latino Operators



# 2007 CENSUS OF AGRICULTURE

## Alamosa County – Colorado Farms with Spanish, Hispanic, or Latino Operators

### Selected Highlights

Item	Farms	Quantity
<b>MARKET VALUE OF AGRICULTURAL PRODUCTS SOLD (\$1,000)</b>		
Total value of agricultural products sold	48	11,840
Value of crops including nursery and greenhouse	23	10,678
Value of livestock, poultry, and their products	27	1,162
<b>VALUE OF SALES BY COMMODITY GROUP (\$1,000)</b>		
Grains, oilseeds, dry beans, and dry peas	4	(D)
Tobacco	-	-
Cotton and cottonseed	-	-
Vegetables, melons, potatoes and sweet potatoes	6	(D)
Fruits, tree nuts, and berries	-	-
Nursery, greenhouse, floriculture, and sod	-	-
Cut Christmas trees and short rotation woody crops	-	-
Other crops and hay	19	382
Poultry and eggs	2	(D)
Cattle and calves	20	(D)
Milk and other dairy products from cows	-	-
Hogs and pigs	6	(D)
Sheep, goats, and their products	5	3
Horses, ponies, mules, burros, and donkeys	6	204
Aquaculture	-	-
Other animals and other animal products	2	(D)
<b>TOP CROP ITEMS (acres)</b>		
Forage - land used for all hay and haylage, grass silage, and greenchop	30	3,988
Vegetables harvested for sale	6	3,347
Potatoes	6	3,346
Barley for grain	3	975
Wheat for grain, all	2	(D)
<b>TOP LIVESTOCK INVENTORY ITEMS (number)</b>		
Cattle and calves	19	2,079
Hogs and pigs	6	240
Layers	2	(D)
Horses and ponies	17	72
Goats, all	3	53

### Operator Characteristics

Item	Quantity
Primary occupation:	
Farming	26
Other	43
Days worked off farm:	
None	19
Any	50
Years on present farm:	
2 years or less	5
3 to 4 years	2
5 to 9 years	9
10 years or more	53
Age group:	
Under 45 years	14
45 to 64 years	42
65 years and over	13
Average age (years)	53.6

### Economic Characteristics

Item	Quantity
Farms by value of sales:	
Less than \$1,000	5
\$1,000 to \$2,499	12
\$2,500 to \$4,999	5
\$5,000 to \$9,999	7
\$10,000 to \$49,999	6
\$50,000 to \$99,999	4
\$100,000 to \$249,999	3
\$250,000 to \$499,999	3
\$500,000 or more	3
Total farm production expenses (\$1,000)	8,973
Average per farm (\$)	186,932
Net cash farm income of operation (\$1,000)	2,989
Average per farm (\$)	62,276
Value of agricultural products sold directly to individuals for human consumption (\$1,000)	21
Total organic product sales (\$1,000)	(D)
Total income from farm-related sources, gross before taxes and expenses (\$1,000)	79

See "Census of Agriculture, Volume 1, Geographic Area Series" for complete footnotes, explanations, definitions, and methodology.

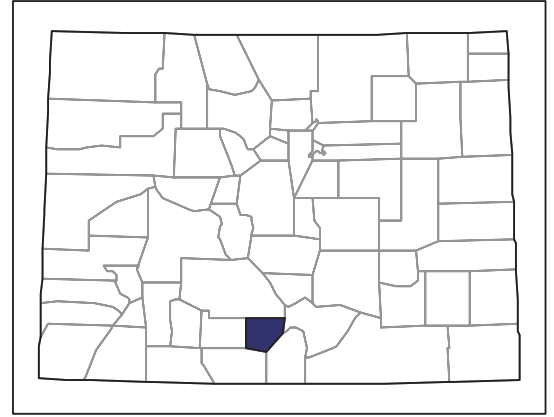
(D) Cannot be disclosed. (Z) Less than half of the unit shown.

<sup>1</sup> Data were collected for a maximum of three operators per farm.

# 2007 CENSUS OF AGRICULTURE

## Alamosa County – Colorado

### Farms with American Indian or Alaska Native Operators Compared with All Farms



Data are not available at this geographic level for farms with American Indian or Alaska Native operators.



United States Department of Agriculture  
National Agricultural Statistics Service

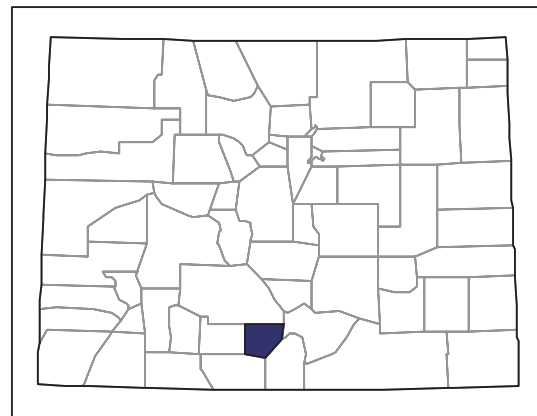
[www.agcensus.usda.gov](http://www.agcensus.usda.gov)



# 2007 CENSUS OF AGRICULTURE

**Alamosa County – Colorado**

**Farms with Asian Operators  
Compared with All Farms**



**Data are not available at this geographic level for farms with Asian operators.**



United States Department of Agriculture  
National Agricultural Statistics Service

[www.agcensus.usda.gov](http://www.agcensus.usda.gov)

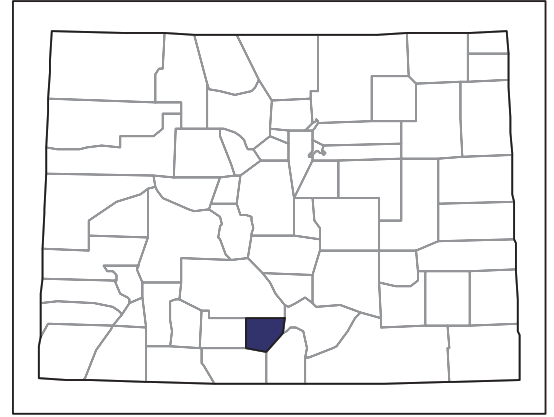




# 2007 CENSUS OF AGRICULTURE

## Alamosa County – Colorado

### Farms with Black or African American Operators Compared with All Farms



Data are not available at this geographic level for farms with Black or African American operators.



United States Department of Agriculture  
National Agricultural Statistics Service

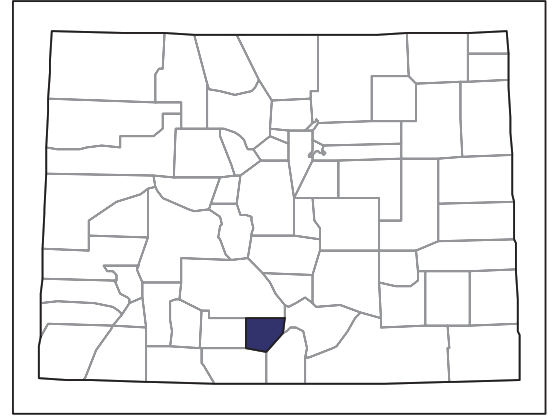
[www.agcensus.usda.gov](http://www.agcensus.usda.gov)



# 2007 CENSUS *OF* **AGRICULTURE**

## Alamosa County – Colorado

### Farms with Native Hawaiian or Other Pacific Islander Operators Compared with All Farms



Data are not available at this geographic level for farms with Native Hawaiian or Other Pacific Islander operators.



United States Department of Agriculture  
National Agricultural Statistics Service

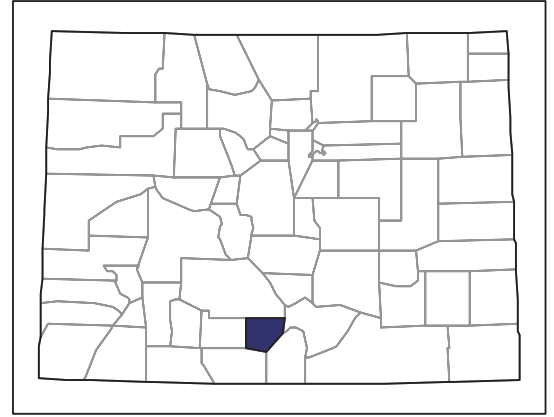
[www.agcensus.usda.gov](http://www.agcensus.usda.gov)



# 2007 CENSUS *OF* AGRICULTURE

**Alamosa County – Colorado**

**Farms with White Operators  
Compared with All Farms**



**Data are not available at this geographic level for farms with White operators.**



United States Department of Agriculture  
National Agricultural Statistics Service

[www.agcensus.usda.gov](http://www.agcensus.usda.gov)

