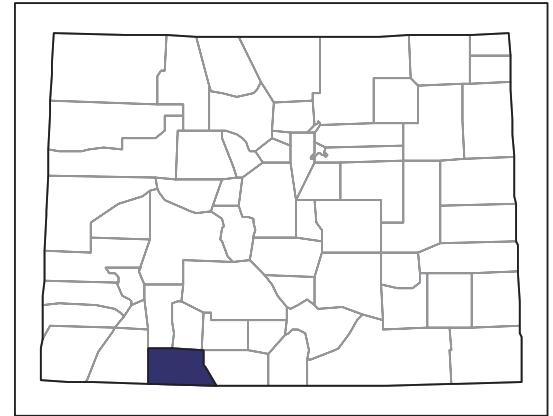


# 2007 CENSUS OF AGRICULTURE



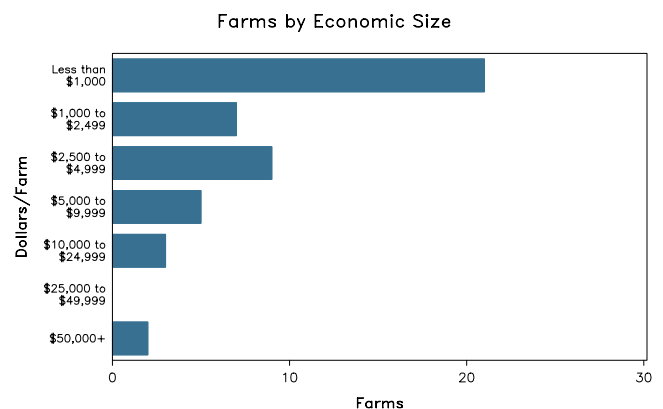
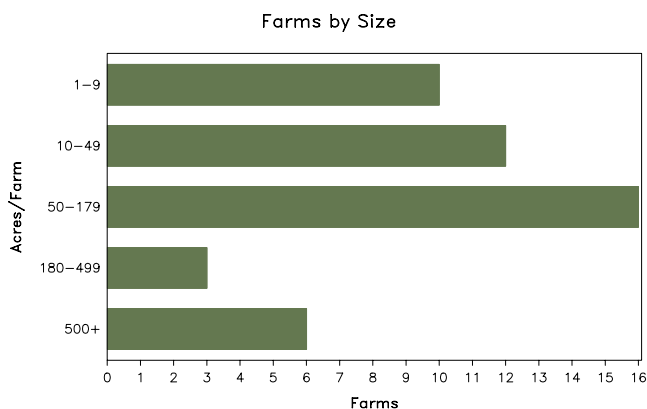
## Archuleta County – Colorado

### Farms with Women Principal Operators Compared with All Farms

	Women Principal Operators	All Farms
<b>Number of Farms</b>	47	306
<b>Land in Farms</b>	34,583 acres	149,584 acres
<b>Average Size of Farm</b>	736 acres	489 acres
<b>Market Value of Products Sold</b>	\$457,000	\$7,389,000
Crop Sales	\$19,000	\$721,000
Livestock Sales	\$438,000	\$6,668,000
Average Per Farm	\$9,721	\$24,146
<b>Government Payments</b>	(D)	\$173,000
Average Per Farm Receiving Payments	(D)	\$6,411

See footnotes on reverse page.

### Farms with Women Principal Operators



# 2007 CENSUS OF AGRICULTURE

## Archuleta County – Colorado Farms with Women Principal Operators

### Selected Highlights

Item	Farms	Quantity
<b>MARKET VALUE OF AGRICULTURAL PRODUCTS SOLD (\$1,000)</b>		
Total value of agricultural products sold	47	457
Value of crops including nursery and greenhouse	7	19
Value of livestock, poultry, and their products	26	438
<b>VALUE OF SALES BY COMMODITY GROUP (\$1,000)</b>		
Grains, oilseeds, dry beans, and dry peas	-	-
Tobacco	-	-
Cotton and cottonseed	-	-
Vegetables, melons, potatoes and sweet potatoes	1	(D)
Fruits, tree nuts, and berries	1	(D)
Nursery, greenhouse, floriculture, and sod	-	-
Cut Christmas trees and short rotation woody crops	-	-
Other crops and hay	5	(D)
Poultry and eggs	5	3
Cattle and calves	13	385
Milk and other dairy products from cows	-	-
Hogs and pigs	1	(D)
Sheep, goats, and their products	9	(D)
Horses, ponies, mules, burros, and donkeys	5	21
Aquaculture	-	-
Other animals and other animal products	8	(D)
<b>TOP CROP ITEMS (acres)</b>		
Forage - land used for all hay and haylage, grass silage, and greenchop	13	1,239
Vegetables harvested for sale	1	(D)
Squash, all	1	(D)
Cucumbers and pickles	1	(D)
Herbs, fresh cut	1	(D)
<b>TOP LIVESTOCK INVENTORY ITEMS (number)</b>		
Cattle and calves	18	1,008
Sheep and lambs	2	(D)
Horses and ponies	20	137
Layers	5	110
Alpacas	6	61

### Operator Characteristics

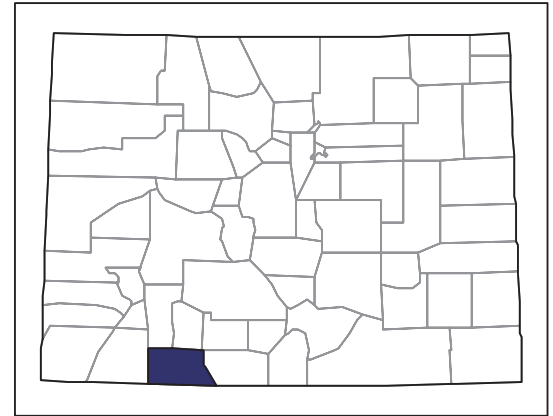
Item	Quantity
Primary occupation:	
Farming	23
Other	24
Days worked off farm:	
None	20
Any	27
Years on present farm:	
2 years or less	2
3 to 4 years	4
5 to 9 years	12
10 years or more	29
Age group:	
Under 45 years	2
45 to 64 years	29
65 years and over	16
Average age of principal operator (years)	60.8

### Economic Characteristics

Item	Quantity
Farms by value of sales:	
Less than \$1,000	21
\$1,000 to \$2,499	7
\$2,500 to \$4,999	9
\$5,000 to \$9,999	5
\$10,000 to \$49,999	4
\$50,000 to \$99,999	-
\$100,000 to \$249,999	-
\$250,000 to \$499,999	1
\$500,000 or more	-
Total farm production expenses (\$1,000)	1,195
Average per farm (\$)	25,436
Net cash farm income of operation (\$1,000)	-580
Average per farm (\$)	-12,333
Value of agricultural products sold directly to individuals for human consumption (\$1,000)	(D)
Total organic product sales (\$1,000)	-
Total income from farm-related sources, gross before taxes and expenses (\$1,000)	80

See "Census of Agriculture, Volume 1, Geographic Area Series" for complete footnotes, explanations, definitions, and methodology.  
(D) Cannot be disclosed. (Z) Less than half of the unit shown.

# 2007 CENSUS OF AGRICULTURE



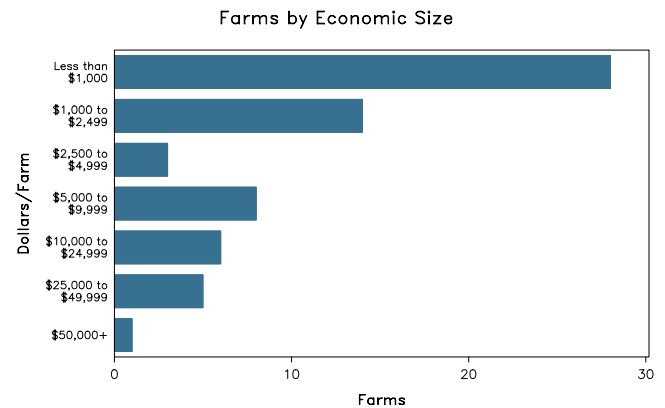
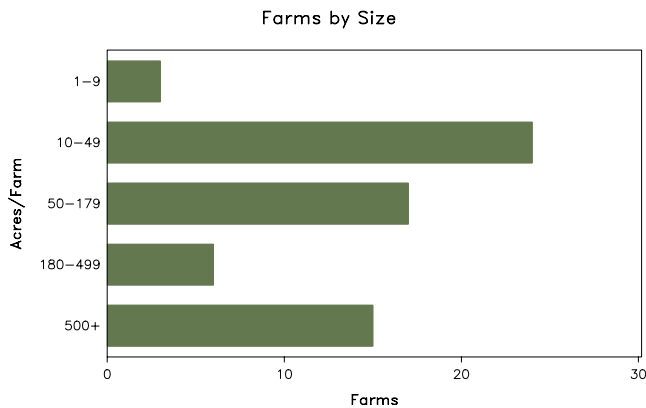
## Archuleta County – Colorado

### Farms with Spanish, Hispanic, or Latino Operators Compared with All Farms

	Spanish, Hispanic, or Latino Operators	All Farms
<b>Number of Farm Operators</b> <sup>1</sup>	77	501
<b>Number of Farms</b>	65	306
<b>Land in Farms</b>	33,426 acres	149,584 acres
<b>Average Size of Farm</b>	514 acres	489 acres
<b>Market Value of Products Sold</b>	\$387,000	\$7,389,000
Crop Sales	\$44,000	\$721,000
Livestock Sales	\$343,000	\$6,668,000
Average Per Farm	\$5,947	\$24,146
<b>Government Payments</b>	(D)	\$173,000
Average Per Farm Receiving Payments	(D)	\$6,411

See footnotes on reverse page.

### Farms with Spanish, Hispanic, or Latino Operators



# 2007 CENSUS OF AGRICULTURE

## Archuleta County – Colorado Farms with Spanish, Hispanic, or Latino Operators

### Selected Highlights

Item	Farms	Quantity
<b>MARKET VALUE OF AGRICULTURAL PRODUCTS SOLD (\$1,000)</b>		
Total value of agricultural products sold	65	387
Value of crops including nursery and greenhouse	11	44
Value of livestock, poultry, and their products	36	343
<b>VALUE OF SALES BY COMMODITY GROUP (\$1,000)</b>		
Grains, oilseeds, dry beans, and dry peas	1	(D)
Tobacco	-	-
Cotton and cottonseed	-	-
Vegetables, melons, potatoes and sweet potatoes	1	(D)
Fruits, tree nuts, and berries	-	-
Nursery, greenhouse, floriculture, and sod	-	-
Cut Christmas trees and short rotation woody crops	-	-
Other crops and hay	9	(D)
Poultry and eggs	1	(D)
Cattle and calves	25	(D)
Milk and other dairy products from cows	-	-
Hogs and pigs	5	(D)
Sheep, goats, and their products	9	6
Horses, ponies, mules, burros, and donkeys	2	(D)
Aquaculture	-	-
Other animals and other animal products	-	-
<b>TOP CROP ITEMS (acres)</b>		
Forage - land used for all hay and haylage, grass silage, and greenchop	26	1,013
Wheat for grain, all	3	(D)
Vegetables harvested for sale	1	(D)
Garlic	1	(D)
Onions, dry	1	(D)
<b>TOP LIVESTOCK INVENTORY ITEMS (number)</b>		
Cattle and calves	31	1,125
Horses and ponies	34	189
Sheep and lambs	8	105
Goats, all	9	74
Layers	1	(D)

### Operator Characteristics

Item	Quantity
Primary occupation:	
Farming	39
Other	38
Days worked off farm:	
None	16
Any	61
Years on present farm:	
2 years or less	12
3 to 4 years	3
5 to 9 years	10
10 years or more	52
Age group:	
Under 45 years	12
45 to 64 years	40
65 years and over	25
Average age (years)	57.8

### Economic Characteristics

Item	Quantity
Farms by value of sales:	
Less than \$1,000	28
\$1,000 to \$2,499	14
\$2,500 to \$4,999	3
\$5,000 to \$9,999	8
\$10,000 to \$49,999	11
\$50,000 to \$99,999	1
\$100,000 to \$249,999	-
\$250,000 to \$499,999	-
\$500,000 or more	-
Total farm production expenses (\$1,000)	934
Average per farm (\$)	14,371
Net cash farm income of operation (\$1,000)	-521
Average per farm (\$)	-8,018
Value of agricultural products sold directly to individuals for human consumption (\$1,000)	5
Total organic product sales (\$1,000)	(D)
Total income from farm-related sources, gross before taxes and expenses (\$1,000)	(D)

See "Census of Agriculture, Volume 1, Geographic Area Series" for complete footnotes, explanations, definitions, and methodology.

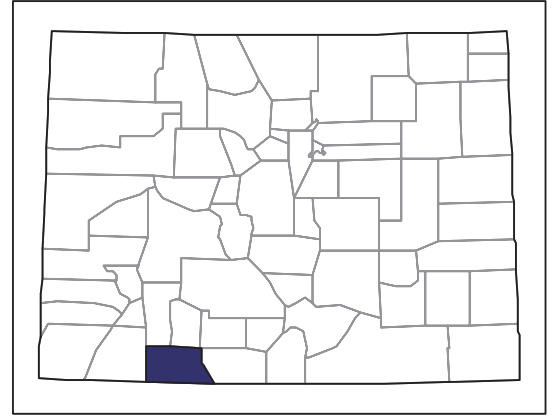
(D) Cannot be disclosed. (Z) Less than half of the unit shown.

<sup>1</sup> Data were collected for a maximum of three operators per farm.

# 2007 CENSUS *OF* **AGRICULTURE**

## Archuleta County – Colorado

### Farms with American Indian or Alaska Native Operators Compared with All Farms



Data are not available at this geographic level for farms with American Indian or Alaska Native operators.



United States Department of Agriculture  
National Agricultural Statistics Service

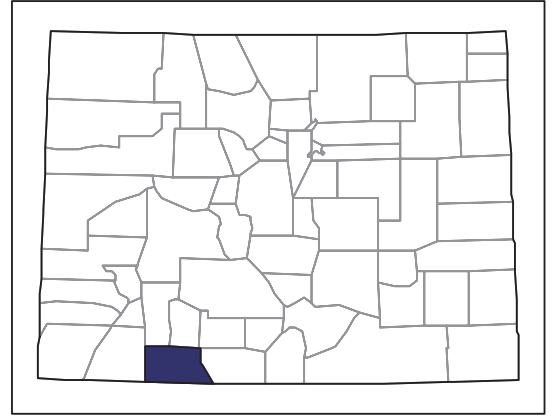
[www.agcensus.usda.gov](http://www.agcensus.usda.gov)



# 2007 CENSUS OF AGRICULTURE

Archuleta County – Colorado

Farms with Asian Operators  
Compared with All Farms



Data are not available at this geographic level for farms with Asian operators.



United States Department of Agriculture  
National Agricultural Statistics Service

[www.agcensus.usda.gov](http://www.agcensus.usda.gov)

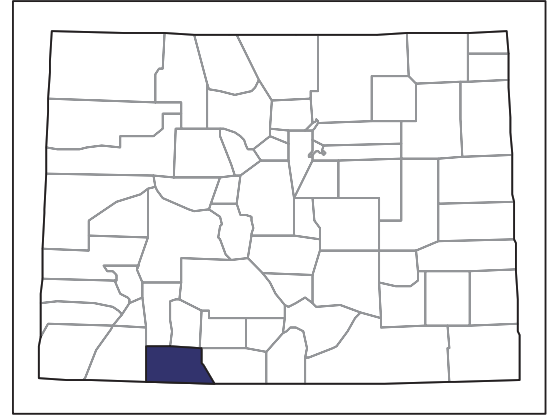




# 2007 CENSUS OF AGRICULTURE

## Archuleta County – Colorado

### Farms with Black or African American Operators Compared with All Farms



Data are not available at this geographic level for farms with Black or African American operators.



United States Department of Agriculture  
National Agricultural Statistics Service

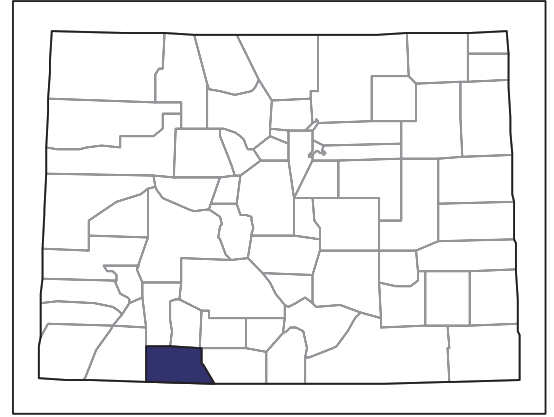
[www.agcensus.usda.gov](http://www.agcensus.usda.gov)



# 2007 CENSUS *OF* AGRICULTURE

## Archuleta County – Colorado

### Farms with Native Hawaiian or Other Pacific Islander Operators Compared with All Farms



Data are not available at this geographic level for farms with Native Hawaiian or Other Pacific Islander operators.



United States Department of Agriculture  
National Agricultural Statistics Service

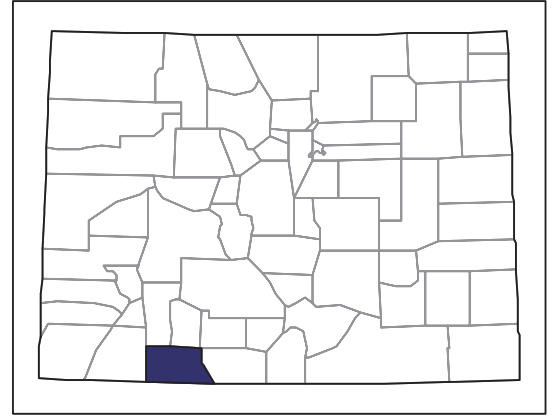
[www.agcensus.usda.gov](http://www.agcensus.usda.gov)



# 2007 CENSUS OF AGRICULTURE

Archuleta County – Colorado

Farms with White Operators  
Compared with All Farms



Data are not available at this geographic level for farms with White operators.



United States Department of Agriculture  
National Agricultural Statistics Service

[www.agcensus.usda.gov](http://www.agcensus.usda.gov)

