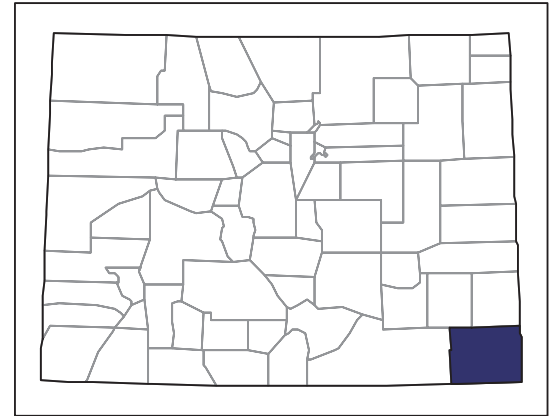


2007 CENSUS OF AGRICULTURE



Baca County – Colorado

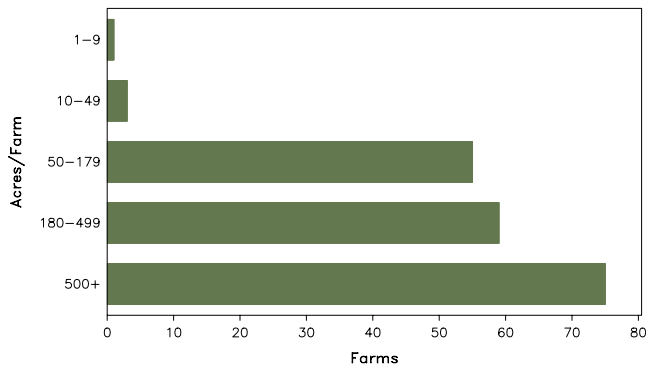
Farms with Women Principal Operators Compared with All Farms

	Women Principal Operators	All Farms
Number of Farms	193	777
Land in Farms	143,702 acres	1,300,876 acres
Average Size of Farm	745 acres	1,674 acres
Market Value of Products Sold	\$3,206,000	\$111,202,000
Crop Sales	\$2,349,000	\$60,759,000
Livestock Sales	\$856,000	\$50,443,000
Average Per Farm	\$16,610	\$143,117
Government Payments	\$2,339,000	\$11,448,000
Average Per Farm Receiving Payments	\$13,602	\$18,405

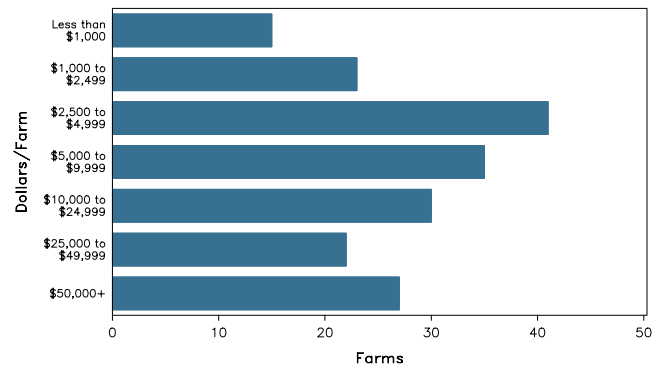
See footnotes on reverse page.

Farms with Women Principal Operators

Farms by Size



Farms by Economic Size



2007 CENSUS OF AGRICULTURE

Baca County – Colorado Farms with Women Principal Operators

Selected Highlights

Item	Farms	Quantity
MARKET VALUE OF AGRICULTURAL PRODUCTS SOLD (\$1,000)		
Total value of agricultural products sold	193	3,206
Value of crops including nursery and greenhouse	21	2,349
Value of livestock, poultry, and their products	22	856
VALUE OF SALES BY COMMODITY GROUP (\$1,000)		
Grains, oilseeds, dry beans, and dry peas	20	2,157
Tobacco	-	-
Cotton and cottonseed	-	-
Vegetables, melons, potatoes and sweet potatoes	1	(D)
Fruits, tree nuts, and berries	-	-
Nursery, greenhouse, floriculture, and sod	-	-
Cut Christmas trees and short rotation woody crops	-	-
Other crops and hay	2	(D)
Poultry and eggs	5	3
Cattle and calves	18	852
Milk and other dairy products from cows	-	-
Hogs and pigs	2	(D)
Sheep, goats, and their products	2	(D)
Horses, ponies, mules, burros, and donkeys	1	(D)
Aquaculture	-	-
Other animals and other animal products	-	-
TOP CROP ITEMS (acres)		
Wheat for grain, all	20	10,938
Corn for grain	4	1,778
Sorghum for grain	2	(D)
Forage - land used for all hay and haylage, grass silage, and greenchop	4	446
Sorghum for silage or greenchop	1	(D)
TOP LIVESTOCK INVENTORY ITEMS (number)		
Cattle and calves	21	2,217
Layers	5	120
Ducks	1	(D)
Horses and ponies	10	47
Goats, all	3	(D)

Operator Characteristics

Item	Quantity
Primary occupation:	
Farming	35
Other	158
Days worked off farm:	
None	82
Any	111
Years on present farm:	
2 years or less	9
3 to 4 years	10
5 to 9 years	36
10 years or more	138
Age group:	
Under 45 years	15
45 to 64 years	73
65 years and over	105
Average age of principal operator (years)	66.8

Economic Characteristics

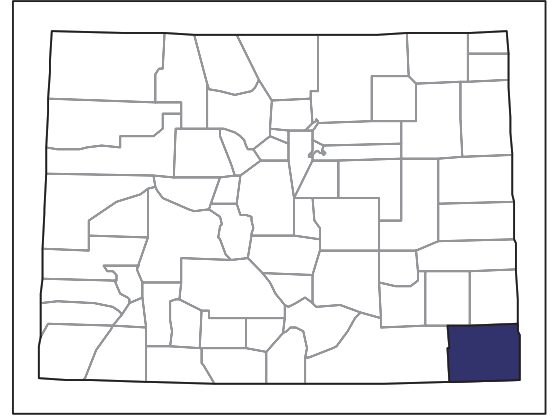
Item	Quantity
Farms by value of sales:	
Less than \$1,000	157
\$1,000 to \$2,499	3
\$2,500 to \$4,999	1
\$5,000 to \$9,999	3
\$10,000 to \$49,999	10
\$50,000 to \$99,999	10
\$100,000 to \$249,999	4
\$250,000 to \$499,999	5
\$500,000 or more	-
Total farm production expenses (\$1,000)	4,347
Average per farm (\$)	22,523
Net cash farm income of operation (\$1,000)	1,644
Average per farm (\$)	8,519
Value of agricultural products sold directly to individuals for human consumption (\$1,000)	(D)
Total organic product sales (\$1,000)	-
Total income from farm-related sources, gross before taxes and expenses (\$1,000)	446

See "Census of Agriculture, Volume 1, Geographic Area Series" for complete footnotes, explanations, definitions, and methodology.
(D) Cannot be disclosed. (Z) Less than half of the unit shown.

2007 CENSUS OF AGRICULTURE

Baca County – Colorado

Farms with Spanish, Hispanic, or Latino Operators Compared with All Farms



Data are not available at this geographic level for farms with Spanish, Hispanic, or Latino operators.



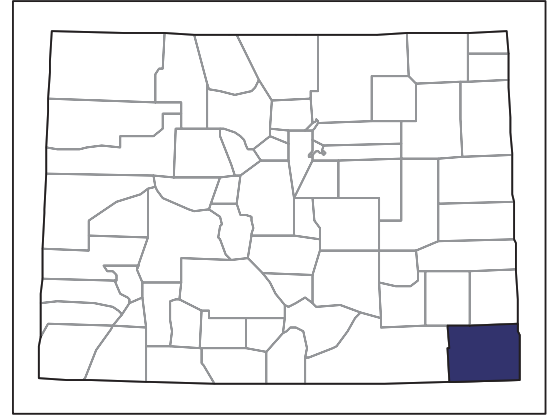
United States Department of Agriculture
National Agricultural Statistics Service

www.agcensus.usda.gov

2007 CENSUS OF AGRICULTURE

Baca County – Colorado

Farms with American Indian or Alaska Native Operators Compared with All Farms



Data are not available at this geographic level for farms with American Indian or Alaska Native operators.



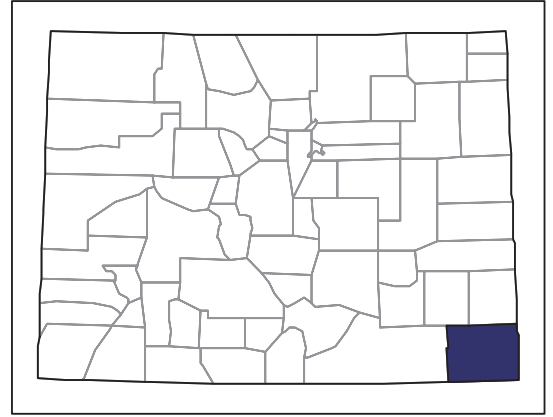
United States Department of Agriculture
National Agricultural Statistics Service

www.agcensus.usda.gov

2007 CENSUS *OF* AGRICULTURE

Baca County – Colorado

**Farms with Asian Operators
Compared with All Farms**



Data are not available at this geographic level for farms with Asian operators.



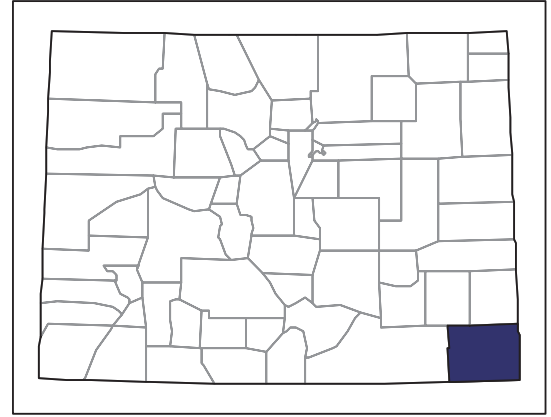
United States Department of Agriculture
National Agricultural Statistics Service

www.agcensus.usda.gov

2007 CENSUS OF AGRICULTURE

Baca County – Colorado

Farms with Black or African American Operators Compared with All Farms



Data are not available at this geographic level for farms with Black or African American operators.



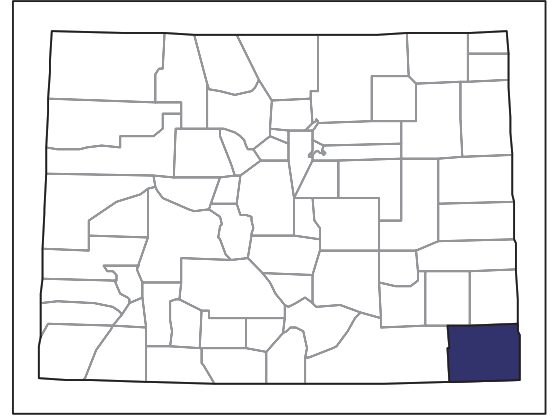
United States Department of Agriculture
National Agricultural Statistics Service

www.agcensus.usda.gov

2007 CENSUS OF AGRICULTURE

Baca County – Colorado

Farms with Native Hawaiian or Other Pacific Islander Operators Compared with All Farms



Data are not available at this geographic level for farms with Native Hawaiian or Other Pacific Islander operators.



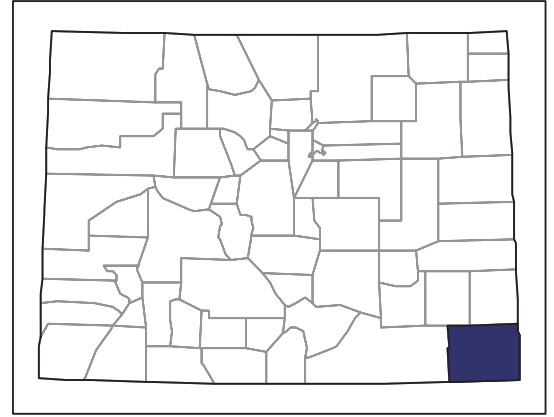
United States Department of Agriculture
National Agricultural Statistics Service

www.agcensus.usda.gov

2007 CENSUS OF AGRICULTURE

Baca County – Colorado

**Farms with White Operators
Compared with All Farms**



Data are not available at this geographic level for farms with White operators.



United States Department of Agriculture
National Agricultural Statistics Service

www.agcensus.usda.gov

