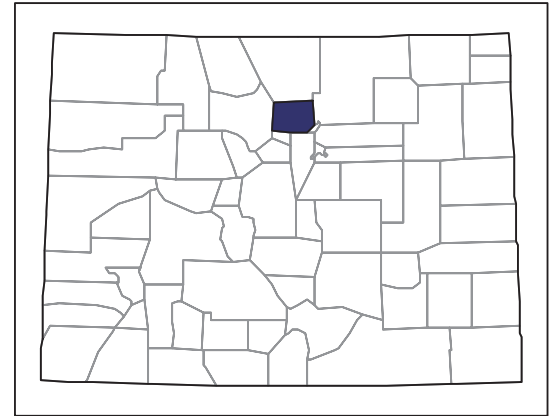


2007 CENSUS OF AGRICULTURE



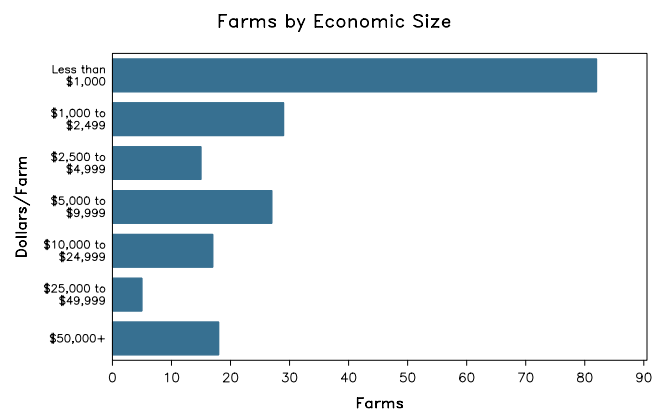
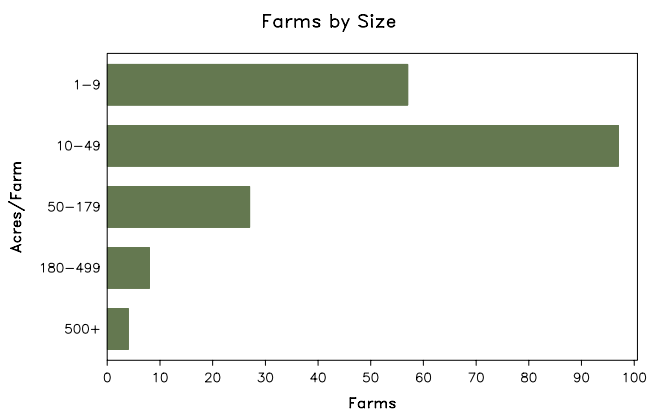
Boulder County – Colorado

Farms with Women Principal Operators Compared with All Farms

	Women Principal Operators	All Farms
Number of Farms	193	746
Land in Farms	12,550 acres	137,668 acres
Average Size of Farm	65 acres	185 acres
Market Value of Products Sold	\$2,252,000	\$34,037,000
Crop Sales	\$891,000	\$25,993,000
Livestock Sales	\$1,361,000	\$8,044,000
Average Per Farm	\$11,668	\$45,625
Government Payments	\$3,000	\$376,000
Average Per Farm Receiving Payments	\$328	\$4,525

See footnotes on reverse page.

Farms with Women Principal Operators



2007 CENSUS OF AGRICULTURE

Boulder County – Colorado Farms with Women Principal Operators

Selected Highlights

Item	Farms	Quantity
MARKET VALUE OF AGRICULTURAL PRODUCTS SOLD (\$1,000)		
Total value of agricultural products sold	193	2,252
Value of crops including nursery and greenhouse	69	891
Value of livestock, poultry, and their products	84	1,361
VALUE OF SALES BY COMMODITY GROUP (\$1,000)		
Grains, oilseeds, dry beans, and dry peas	1	(D)
Tobacco	-	-
Cotton and cottonseed	-	-
Vegetables, melons, potatoes and sweet potatoes	15	107
Fruits, tree nuts, and berries	6	(D)
Nursery, greenhouse, floriculture, and sod	10	(D)
Cut Christmas trees and short rotation woody crops	2	(D)
Other crops and hay	56	428
Poultry and eggs	17	(D)
Cattle and calves	23	360
Milk and other dairy products from cows	-	-
Hogs and pigs	1	(D)
Sheep, goats, and their products	16	(D)
Horses, ponies, mules, burros, and donkeys	35	910
Aquaculture	-	-
Other animals and other animal products	16	39
TOP CROP ITEMS (acres)		
Forage - land used for all hay and haylage, grass silage, and greenchop	78	2,594
Short-rotation woody crops	1	(D)
Barley for grain	1	(D)
Corn for silage or greenchop	1	(D)
Vegetables harvested for sale	15	17
TOP LIVESTOCK INVENTORY ITEMS (number)		
Horses and ponies	111	1,194
Cattle and calves	29	810
Layers	20	474
Llamas	24	470
Sheep and lambs	18	222

Operator Characteristics

Item	Quantity
Primary occupation:	
Farming	89
Other	104
Days worked off farm:	
None	57
Any	136
Years on present farm:	
2 years or less	6
3 to 4 years	20
5 to 9 years	36
10 years or more	131
Age group:	
Under 45 years	22
45 to 64 years	117
65 years and over	54
Average age of principal operator (years)	57.2

Economic Characteristics

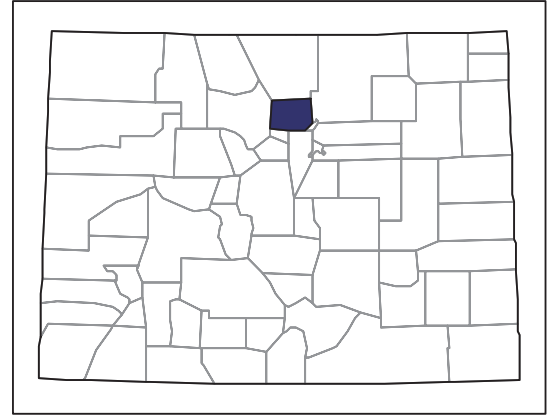
Item	Quantity
Farms by value of sales:	
Less than \$1,000	82
\$1,000 to \$2,499	29
\$2,500 to \$4,999	16
\$5,000 to \$9,999	26
\$10,000 to \$49,999	22
\$50,000 to \$99,999	15
\$100,000 to \$249,999	3
\$250,000 to \$499,999	-
\$500,000 or more	-
Total farm production expenses (\$1,000)	4,979
Average per farm (\$)	25,796
Net cash farm income of operation (\$1,000)	-1,821
Average per farm (\$)	-9,433
Value of agricultural products sold directly to individuals for human consumption (\$1,000)	66
Total organic product sales (\$1,000)	47
Total income from farm-related sources, gross before taxes and expenses (\$1,000)	903

See "Census of Agriculture, Volume 1, Geographic Area Series" for complete footnotes, explanations, definitions, and methodology.
(D) Cannot be disclosed. (Z) Less than half of the unit shown.

2007 CENSUS OF AGRICULTURE

Boulder County – Colorado

Farms with Spanish, Hispanic, or Latino Operators Compared with All Farms



Data are not available at this geographic level for farms with Spanish, Hispanic, or Latino operators.



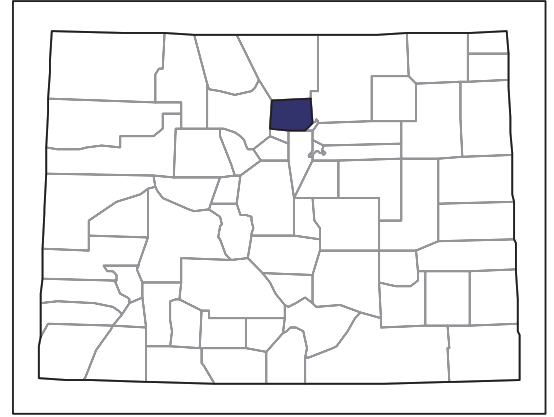
United States Department of Agriculture
National Agricultural Statistics Service

www.agcensus.usda.gov

2007 CENSUS OF AGRICULTURE

Boulder County – Colorado

Farms with American Indian or Alaska Native Operators Compared with All Farms



Data are not available at this geographic level for farms with American Indian or Alaska Native operators.



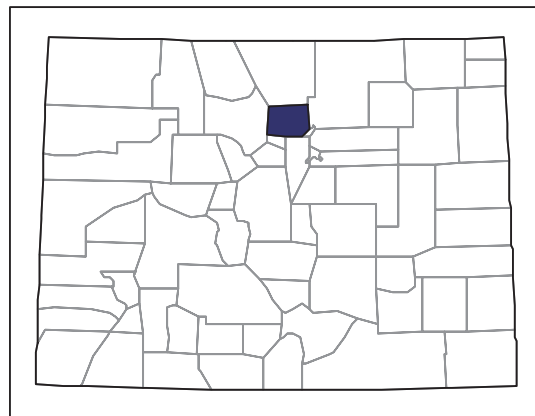
United States Department of Agriculture
National Agricultural Statistics Service

www.agcensus.usda.gov

2007 CENSUS OF AGRICULTURE

Boulder County – Colorado

**Farms with Asian Operators
Compared with All Farms**



Data are not available at this geographic level for farms with Asian operators.



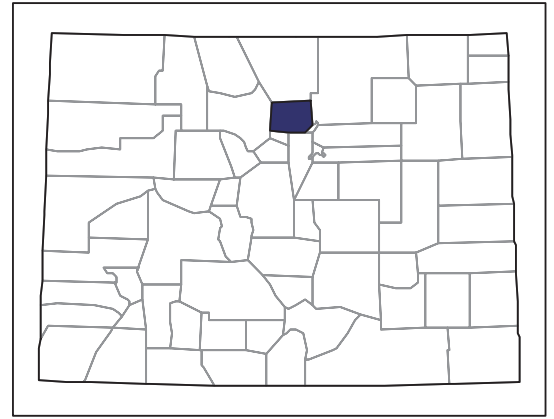
United States Department of Agriculture
National Agricultural Statistics Service

www.agcensus.usda.gov

2007 CENSUS OF AGRICULTURE

Boulder County – Colorado

Farms with Black or African American Operators Compared with All Farms



Data are not available at this geographic level for farms with Black or African American operators.



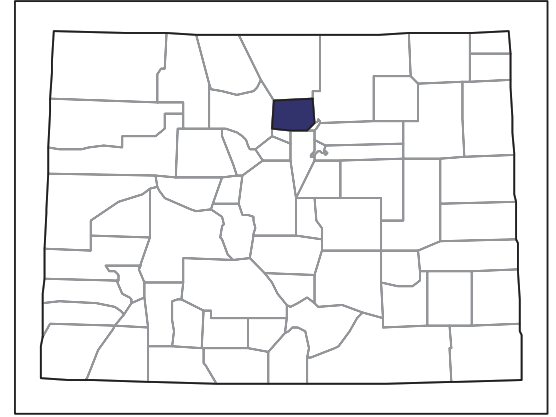
United States Department of Agriculture
National Agricultural Statistics Service

www.agcensus.usda.gov

2007 CENSUS *OF* AGRICULTURE

Boulder County – Colorado

Farms with Native Hawaiian or Other Pacific Islander Operators Compared with All Farms



Data are not available at this geographic level for farms with Native Hawaiian or Other Pacific Islander operators.



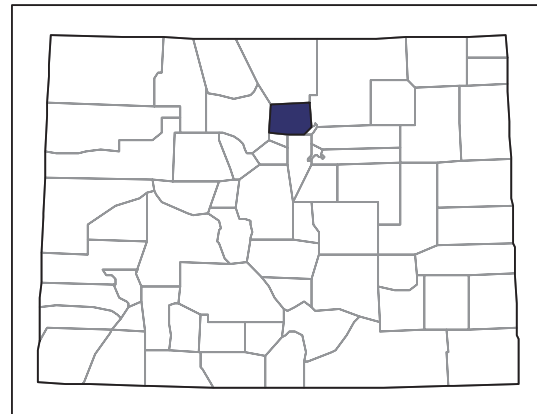
United States Department of Agriculture
National Agricultural Statistics Service

www.agcensus.usda.gov

2007 CENSUS OF AGRICULTURE

Boulder County – Colorado

**Farms with White Operators
Compared with All Farms**



Data are not available at this geographic level for farms with White operators.



United States Department of Agriculture
National Agricultural Statistics Service

www.agcensus.usda.gov

