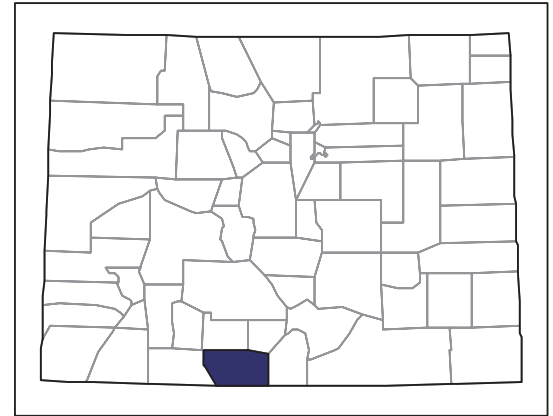


# 2007 CENSUS OF AGRICULTURE



## Conejos County – Colorado

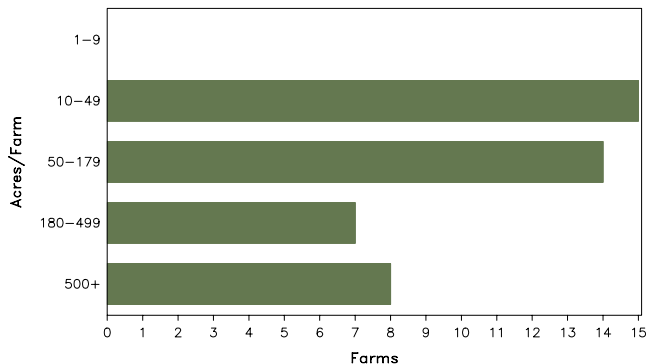
### Farms with Women Principal Operators Compared with All Farms

	Women Principal Operators	All Farms
<b>Number of Farms</b>	44	535
<b>Land in Farms</b>	17,720 acres	228,700 acres
<b>Average Size of Farm</b>	403 acres	427 acres
<b>Market Value of Products Sold</b>	\$1,280,000	\$31,569,000
Crop Sales	\$509,000	\$18,804,000
Livestock Sales	\$771,000	\$12,764,000
Average Per Farm	\$29,099	\$59,007
<b>Government Payments</b>	\$39,000	\$671,000
Average Per Farm Receiving Payments	\$3,949	\$4,627

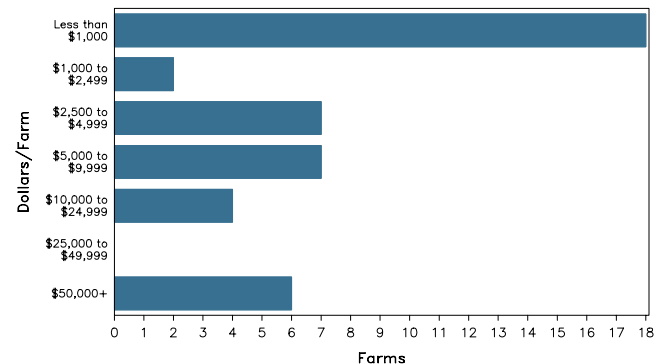
See footnotes on reverse page.

### Farms with Women Principal Operators

Farms by Size



Farms by Economic Size



# 2007 CENSUS OF AGRICULTURE

## Conejos County – Colorado Farms with Women Principal Operators

### Selected Highlights

Item	Farms	Quantity
<b>MARKET VALUE OF AGRICULTURAL PRODUCTS SOLD (\$1,000)</b>		
Total value of agricultural products sold	44	1,280
Value of crops including nursery and greenhouse	23	509
Value of livestock, poultry, and their products	20	771
<b>VALUE OF SALES BY COMMODITY GROUP (\$1,000)</b>		
Grains, oilseeds, dry beans, and dry peas	3	(D)
Tobacco	-	-
Cotton and cottonseed	-	-
Vegetables, melons, potatoes and sweet potatoes	1	(D)
Fruits, tree nuts, and berries	-	-
Nursery, greenhouse, floriculture, and sod	-	-
Cut Christmas trees and short rotation woody crops	-	-
Other crops and hay	22	177
Poultry and eggs	-	-
Cattle and calves	15	(D)
Milk and other dairy products from cows	2	(D)
Hogs and pigs	3	3
Sheep, goats, and their products	8	(D)
Horses, ponies, mules, burros, and donkeys	-	-
Aquaculture	-	-
Other animals and other animal products	2	(D)
<b>TOP CROP ITEMS (acres)</b>		
Forage - land used for all hay and haylage, grass silage, and greenchop	32	4,408
Barley for grain	2	(D)
Wheat for grain, all	1	(D)
Vegetables harvested for sale	1	(D)
Potatoes	1	(D)
<b>TOP LIVESTOCK INVENTORY ITEMS (number)</b>		
Cattle and calves	19	1,698
Sheep and lambs	11	(D)
Goats, all	5	80
Horses and ponies	14	63
Rabbits and their pelts	2	(D)

### Operator Characteristics

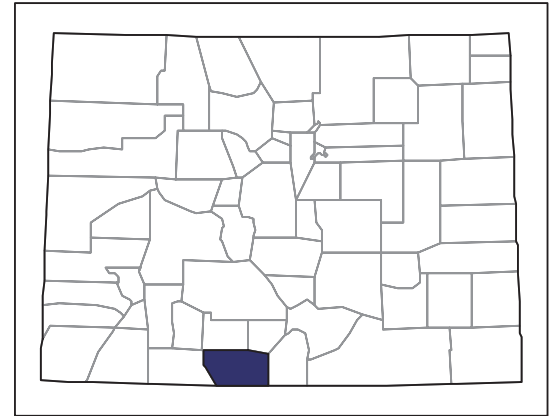
Item	Quantity
Primary occupation:	
Farming	17
Other	27
Days worked off farm:	
None	15
Any	29
Years on present farm:	
2 years or less	-
3 to 4 years	1
5 to 9 years	4
10 years or more	39
Age group:	
Under 45 years	6
45 to 64 years	20
65 years and over	18
Average age of principal operator (years)	60.6

### Economic Characteristics

Item	Quantity
Farms by value of sales:	
Less than \$1,000	18
\$1,000 to \$2,499	3
\$2,500 to \$4,999	9
\$5,000 to \$9,999	6
\$10,000 to \$49,999	2
\$50,000 to \$99,999	2
\$100,000 to \$249,999	3
\$250,000 to \$499,999	1
\$500,000 or more	-
Total farm production expenses (\$1,000)	1,112
Average per farm (\$)	25,263
Net cash farm income of operation (\$1,000)	228
Average per farm (\$)	5,171
Value of agricultural products sold directly to individuals for human consumption (\$1,000)	(D)
Total organic product sales (\$1,000)	-
Total income from farm-related sources, gross before taxes and expenses (\$1,000)	19

See "Census of Agriculture, Volume 1, Geographic Area Series" for complete footnotes, explanations, definitions, and methodology.  
(D) Cannot be disclosed. (Z) Less than half of the unit shown.

# 2007 CENSUS OF AGRICULTURE



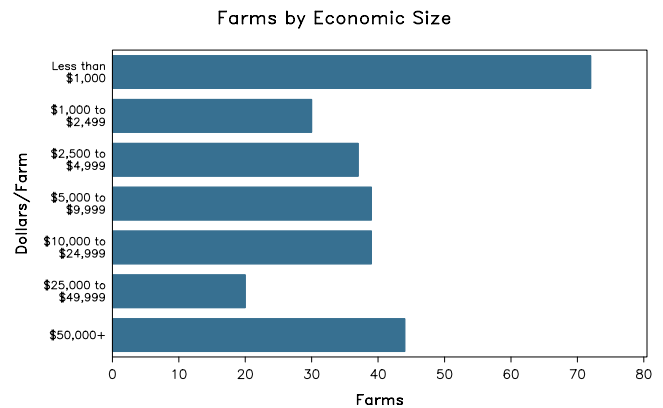
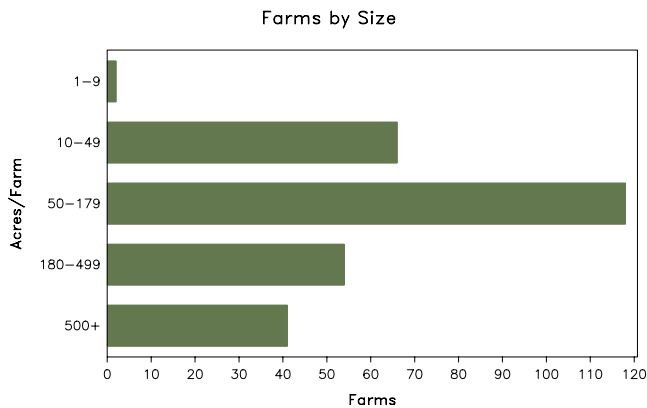
## Conejos County – Colorado

### Farms with Spanish, Hispanic, or Latino Operators Compared with All Farms

	Spanish, Hispanic, or Latino Operators	All Farms
<b>Number of Farm Operators</b> <sup>1</sup>	343	787
<b>Number of Farms</b>	281	535
<b>Land in Farms</b>	95,653 acres	228,700 acres
<b>Average Size of Farm</b>	340 acres	427 acres
<b>Market Value of Products Sold</b>	\$8,802,000	\$31,569,000
Crop Sales	\$5,353,000	\$18,804,000
Livestock Sales	\$3,449,000	\$12,764,000
Average Per Farm	\$31,324	\$59,007
<b>Government Payments</b>	\$313,000	\$671,000
Average Per Farm Receiving Payments	\$4,412	\$4,627

See footnotes on reverse page.

### Farms with Spanish, Hispanic, or Latino Operators



# 2007 CENSUS OF AGRICULTURE

## Conejos County – Colorado Farms with Spanish, Hispanic, or Latino Operators

### Selected Highlights

Item	Farms	Quantity
<b>MARKET VALUE OF AGRICULTURAL PRODUCTS SOLD (\$1,000)</b>		
Total value of agricultural products sold	281	8,802
Value of crops including nursery and greenhouse	155	5,353
Value of livestock, poultry, and their products	125	3,449
<b>VALUE OF SALES BY COMMODITY GROUP (\$1,000)</b>		
Grains, oilseeds, dry beans, and dry peas	18	(D)
Tobacco	-	-
Cotton and cottonseed	-	-
Vegetables, melons, potatoes and sweet potatoes	3	(D)
Fruits, tree nuts, and berries	-	-
Nursery, greenhouse, floriculture, and sod	-	-
Cut Christmas trees and short rotation woody crops	-	-
Other crops and hay	149	3,706
Poultry and eggs	5	4
Cattle and calves	107	2,973
Milk and other dairy products from cows	7	49
Hogs and pigs	7	4
Sheep, goats, and their products	9	194
Horses, ponies, mules, burros, and donkeys	16	(D)
Aquaculture	-	-
Other animals and other animal products	4	(D)
<b>TOP CROP ITEMS (acres)</b>		
Forage - land used for all hay and haylage, grass silage, and greenchop	231	26,160
Wheat for grain, all	4	2,100
Barley for grain	9	1,497
Vegetables harvested for sale	3	(D)
Potatoes	1	(D)
<b>TOP LIVESTOCK INVENTORY ITEMS (number)</b>		
Cattle and calves	147	9,149
Sheep and lambs	17	2,224
Horses and ponies	99	895
Layers	8	142
Hogs and pigs	15	126

### Operator Characteristics

Item	Quantity
Primary occupation:	
Farming	128
Other	215
Days worked off farm:	
None	71
Any	272
Years on present farm:	
2 years or less	12
3 to 4 years	16
5 to 9 years	29
10 years or more	286
Age group:	
Under 45 years	40
45 to 64 years	192
65 years and over	111
Average age (years)	56.5

### Economic Characteristics

Item	Quantity
Farms by value of sales:	
Less than \$1,000	81
\$1,000 to \$2,499	24
\$2,500 to \$4,999	37
\$5,000 to \$9,999	39
\$10,000 to \$49,999	58
\$50,000 to \$99,999	17
\$100,000 to \$249,999	19
\$250,000 to \$499,999	5
\$500,000 or more	1
Total farm production expenses (\$1,000)	8,125
Average per farm (\$)	28,916
Net cash farm income of operation (\$1,000)	1,347
Average per farm (\$)	4,793
Value of agricultural products sold directly to individuals for human consumption (\$1,000)	16
Total organic product sales (\$1,000)	31
Total income from farm-related sources, gross before taxes and expenses (\$1,000)	357

See "Census of Agriculture, Volume 1, Geographic Area Series" for complete footnotes, explanations, definitions, and methodology.

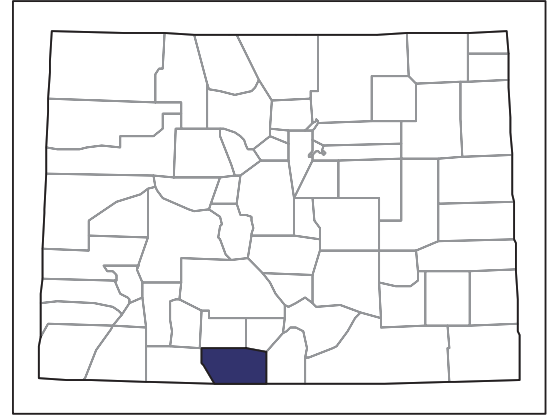
(D) Cannot be disclosed. (Z) Less than half of the unit shown.

<sup>1</sup> Data were collected for a maximum of three operators per farm.

# 2007 CENSUS OF AGRICULTURE

## Conejos County – Colorado

### Farms with American Indian or Alaska Native Operators Compared with All Farms



Data are not available at this geographic level for farms with American Indian or Alaska Native operators.



United States Department of Agriculture  
National Agricultural Statistics Service

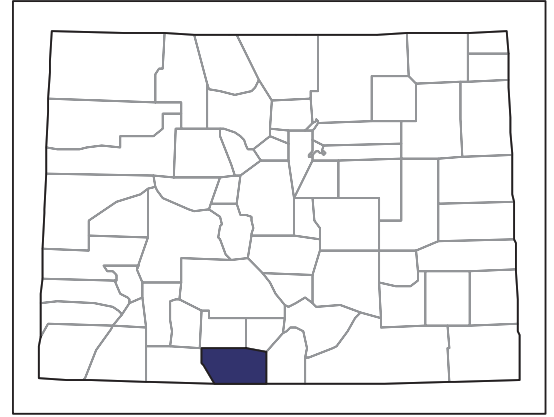
[www.agcensus.usda.gov](http://www.agcensus.usda.gov)



# 2007 CENSUS OF AGRICULTURE

**Conejos County – Colorado**

**Farms with Asian Operators  
Compared with All Farms**



**Data are not available at this geographic level for farms with Asian operators.**



United States Department of Agriculture  
National Agricultural Statistics Service

[www.agcensus.usda.gov](http://www.agcensus.usda.gov)

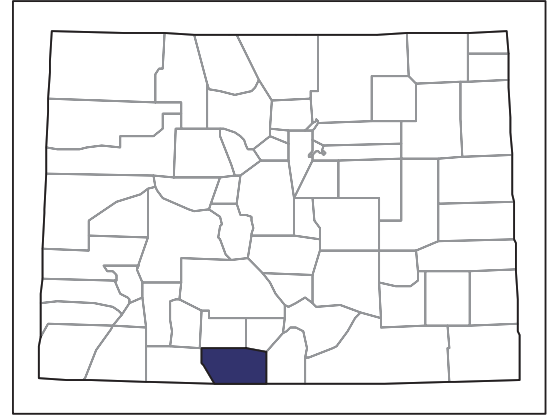




# 2007 CENSUS OF AGRICULTURE

## Conejos County – Colorado

### Farms with Black or African American Operators Compared with All Farms



Data are not available at this geographic level for farms with Black or African American operators.



United States Department of Agriculture  
National Agricultural Statistics Service

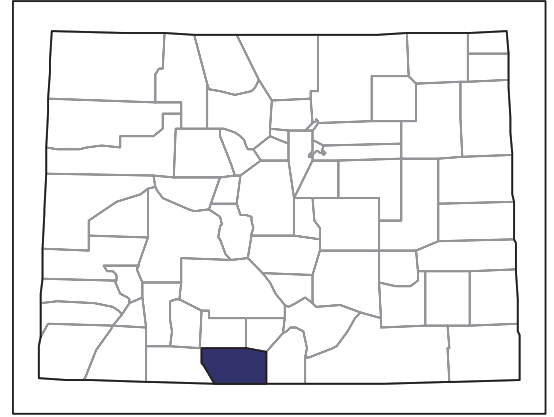
[www.agcensus.usda.gov](http://www.agcensus.usda.gov)



# 2007 CENSUS OF AGRICULTURE

## Conejos County – Colorado

### Farms with Native Hawaiian or Other Pacific Islander Operators Compared with All Farms



Data are not available at this geographic level for farms with Native Hawaiian or Other Pacific Islander operators.



United States Department of Agriculture  
National Agricultural Statistics Service

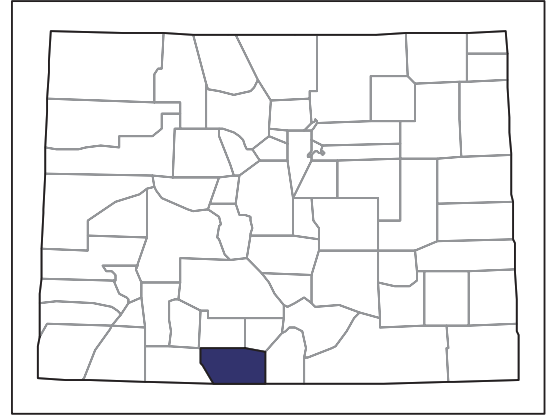
[www.agcensus.usda.gov](http://www.agcensus.usda.gov)



# 2007 CENSUS *OF* AGRICULTURE

**Conejos County – Colorado**

**Farms with White Operators  
Compared with All Farms**



**Data are not available at this geographic level for farms with White operators.**



United States Department of Agriculture  
National Agricultural Statistics Service

[www.agcensus.usda.gov](http://www.agcensus.usda.gov)

