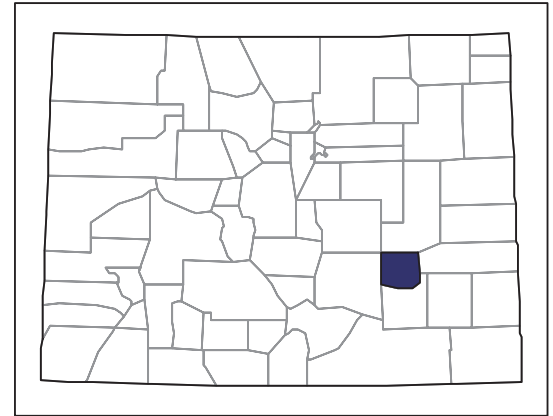


# 2007 CENSUS OF AGRICULTURE



## Crowley County – Colorado

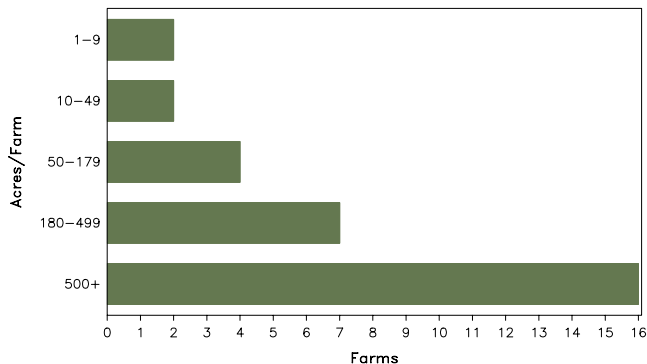
### Farms with Women Principal Operators Compared with All Farms

	Women Principal Operators	All Farms
<b>Number of Farms</b>	31	268
<b>Land in Farms</b>	44,649 acres	451,225 acres
<b>Average Size of Farm</b>	1,440 acres	1,684 acres
<b>Market Value of Products Sold</b>	\$302,000	\$110,922,000
Crop Sales	\$26,000	\$1,570,000
Livestock Sales	\$276,000	\$109,352,000
Average Per Farm	\$9,743	\$413,888
<b>Government Payments</b>	\$302,000	\$1,345,000
Average Per Farm Receiving Payments	\$15,080	\$10,187

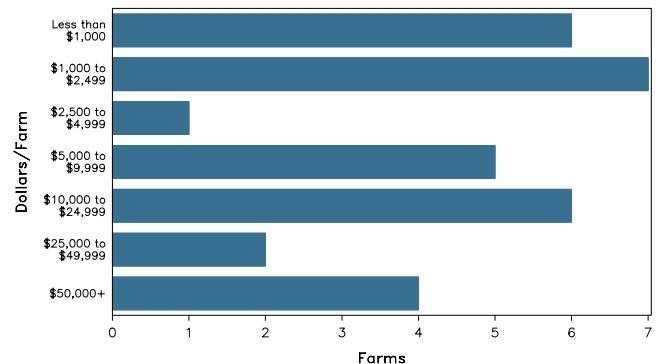
See footnotes on reverse page.

### Farms with Women Principal Operators

Farms by Size



Farms by Economic Size



# 2007 CENSUS OF AGRICULTURE

## Crowley County – Colorado Farms with Women Principal Operators

### Selected Highlights

Item	Farms	Quantity
<b>MARKET VALUE OF AGRICULTURAL PRODUCTS SOLD (\$1,000)</b>		
Total value of agricultural products sold	31	302
Value of crops including nursery and greenhouse	3	26
Value of livestock, poultry, and their products	16	276
<b>VALUE OF SALES BY COMMODITY GROUP (\$1,000)</b>		
Grains, oilseeds, dry beans, and dry peas	2	(D)
Tobacco	-	-
Cotton and cottonseed	-	-
Vegetables, melons, potatoes and sweet potatoes	-	-
Fruits, tree nuts, and berries	-	-
Nursery, greenhouse, floriculture, and sod	-	-
Cut Christmas trees and short rotation woody crops	-	-
Other crops and hay	1	(D)
Poultry and eggs	7	(D)
Cattle and calves	8	255
Milk and other dairy products from cows	1	(D)
Hogs and pigs	-	-
Sheep, goats, and their products	3	12
Horses, ponies, mules, burros, and donkeys	-	-
Aquaculture	-	-
Other animals and other animal products	-	-
<b>TOP CROP ITEMS (acres)</b>		
Sorghum for grain	2	(D)
Forage - land used for all hay and haylage, grass silage, and greenchop	6	450
Corn for silage or greenchop	1	(D)
<b>TOP LIVESTOCK INVENTORY ITEMS (number)</b>		
Cattle and calves	13	1,001
Layers	7	170
Sheep and lambs	3	170
Goats, all	7	105
Horses and ponies	12	43

### Operator Characteristics

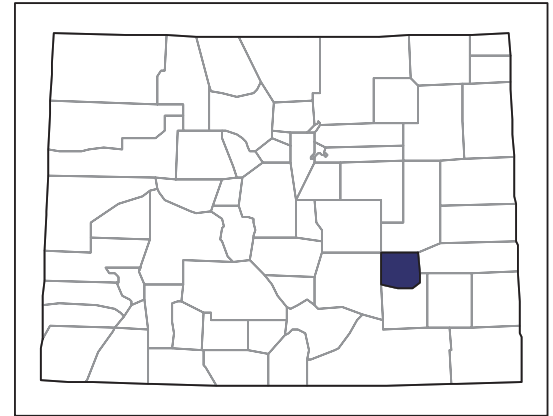
Item	Quantity
Primary occupation:	
Farming	14
Other	17
Days worked off farm:	
None	10
Any	21
Years on present farm:	
2 years or less	3
3 to 4 years	-
5 to 9 years	5
10 years or more	23
Age group:	
Under 45 years	1
45 to 64 years	12
65 years and over	18
Average age of principal operator (years)	66.8

### Economic Characteristics

Item	Quantity
Farms by value of sales:	
Less than \$1,000	19
\$1,000 to \$2,499	3
\$2,500 to \$4,999	1
\$5,000 to \$9,999	3
\$10,000 to \$49,999	2
\$50,000 to \$99,999	3
\$100,000 to \$249,999	-
\$250,000 to \$499,999	-
\$500,000 or more	-
Total farm production expenses (\$1,000)	756
Average per farm (\$)	24,381
Net cash farm income of operation (\$1,000)	-133
Average per farm (\$)	-4,284
Value of agricultural products sold directly to individuals for human consumption (\$1,000)	(D)
Total organic product sales (\$1,000)	-
Total income from farm-related sources, gross before taxes and expenses (\$1,000)	19

See "Census of Agriculture, Volume 1, Geographic Area Series" for complete footnotes, explanations, definitions, and methodology.  
(D) Cannot be disclosed. (Z) Less than half of the unit shown.

# 2007 CENSUS OF AGRICULTURE



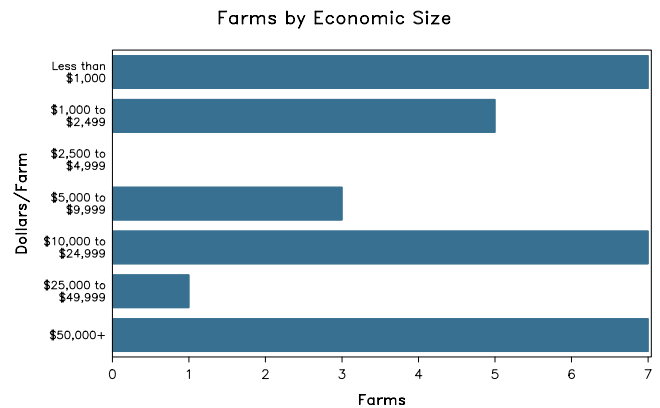
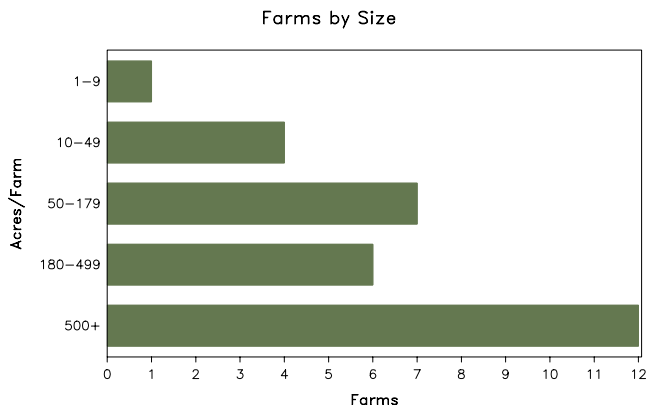
## Crowley County – Colorado

### Farms with Spanish, Hispanic, or Latino Operators Compared with All Farms

	Spanish, Hispanic, or Latino Operators	All Farms
<b>Number of Farm Operators</b> <sup>1</sup>	35	421
<b>Number of Farms</b>	30	268
<b>Land in Farms</b>	15,803 acres	451,225 acres
<b>Average Size of Farm</b>	527 acres	1,684 acres
<b>Market Value of Products Sold</b>	(D)	\$110,922,000
Crop Sales	(D)	\$1,570,000
Livestock Sales	(D)	\$109,352,000
Average Per Farm	(D)	\$413,888
<b>Government Payments</b>	\$190,000	\$1,345,000
Average Per Farm Receiving Payments	\$9,497	\$10,187

See footnotes on reverse page.

### Farms with Spanish, Hispanic, or Latino Operators



# 2007 CENSUS OF AGRICULTURE

## Crowley County – Colorado Farms with Spanish, Hispanic, or Latino Operators

### Selected Highlights

Item	Farms	Quantity
<b>MARKET VALUE OF AGRICULTURAL PRODUCTS SOLD (\$1,000)</b>		
Total value of agricultural products sold	30	(D)
Value of crops including nursery and greenhouse	10	(D)
Value of livestock, poultry, and their products	15	(D)
<b>VALUE OF SALES BY COMMODITY GROUP (\$1,000)</b>		
Grains, oilseeds, dry beans, and dry peas	2	(D)
Tobacco	-	-
Cotton and cottonseed	-	-
Vegetables, melons, potatoes and sweet potatoes	1	(D)
Fruits, tree nuts, and berries	-	-
Nursery, greenhouse, floriculture, and sod	1	(D)
Cut Christmas trees and short rotation woody crops	-	-
Other crops and hay	8	69
Poultry and eggs	-	-
Cattle and calves	13	(D)
Milk and other dairy products from cows	-	-
Hogs and pigs	1	(D)
Sheep, goats, and their products	2	(D)
Horses, ponies, mules, burros, and donkeys	-	-
Aquaculture	-	-
Other animals and other animal products	2	(D)
<b>TOP CROP ITEMS (acres)</b>		
Forage - land used for all hay and haylage, grass silage, and greenchop	13	3,420
Vegetables harvested for sale	1	(D)
Corn for grain	2	(D)
Onions, dry	1	(D)
Watermelons	1	(D)
<b>TOP LIVESTOCK INVENTORY ITEMS (number)</b>		
Cattle and calves	19	(D)
Bison	1	(D)
Sheep and lambs	2	(D)
Goats, all	6	62
Horses and ponies	6	31

### Operator Characteristics

Item	Quantity
Primary occupation:	
Farming	21
Other	14
Days worked off farm:	
None	7
Any	28
Years on present farm:	
2 years or less	8
3 to 4 years	-
5 to 9 years	3
10 years or more	24
Age group:	
Under 45 years	2
45 to 64 years	14
65 years and over	19
Average age (years)	65.8

### Economic Characteristics

Item	Quantity
Farms by value of sales:	
Less than \$1,000	14
\$1,000 to \$2,499	1
\$2,500 to \$4,999	3
\$5,000 to \$9,999	3
\$10,000 to \$49,999	2
\$50,000 to \$99,999	-
\$100,000 to \$249,999	1
\$250,000 to \$499,999	4
\$500,000 or more	2
Total farm production expenses (\$1,000)	(D)
Average per farm (\$)	(D)
Net cash farm income of operation (\$1,000)	(D)
Average per farm (\$)	(D)
Value of agricultural products sold directly to individuals for human consumption (\$1,000)	(D)
Total organic product sales (\$1,000)	-
Total income from farm-related sources, gross before taxes and expenses (\$1,000)	17

See "Census of Agriculture, Volume 1, Geographic Area Series" for complete footnotes, explanations, definitions, and methodology.

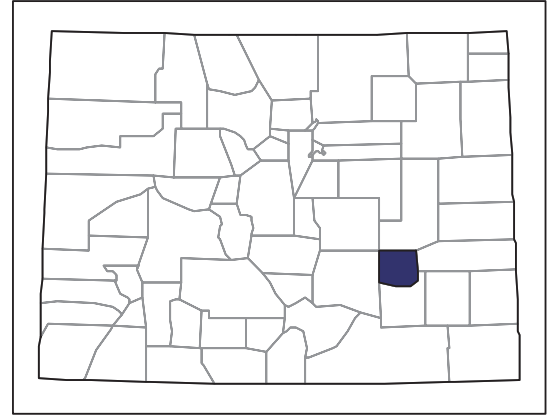
(D) Cannot be disclosed. (Z) Less than half of the unit shown.

<sup>1</sup> Data were collected for a maximum of three operators per farm.

# 2007 CENSUS OF AGRICULTURE

## Crowley County – Colorado

### Farms with American Indian or Alaska Native Operators Compared with All Farms



Data are not available at this geographic level for farms with American Indian or Alaska Native operators.



United States Department of Agriculture  
National Agricultural Statistics Service

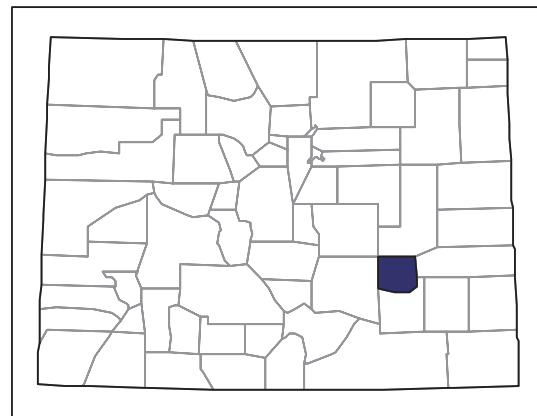
[www.agcensus.usda.gov](http://www.agcensus.usda.gov)



# 2007 CENSUS OF AGRICULTURE

**Crowley County – Colorado**

**Farms with Asian Operators  
Compared with All Farms**



**Data are not available at this geographic level for farms with Asian operators.**



United States Department of Agriculture  
National Agricultural Statistics Service

[www.agcensus.usda.gov](http://www.agcensus.usda.gov)

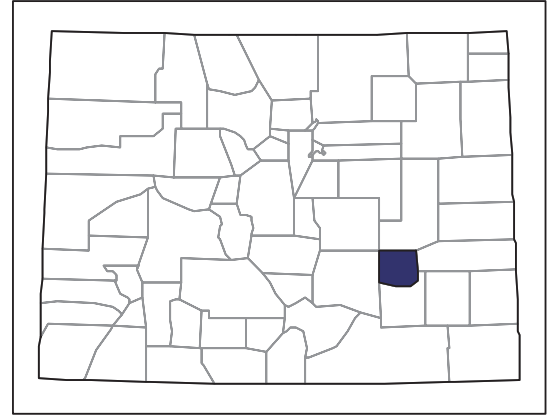




# 2007 CENSUS OF AGRICULTURE

**Crowley County – Colorado**

**Farms with Black or African American Operators Compared with All Farms**



Data are not available at this geographic level for farms with Black or African American operators.



United States Department of Agriculture  
National Agricultural Statistics Service

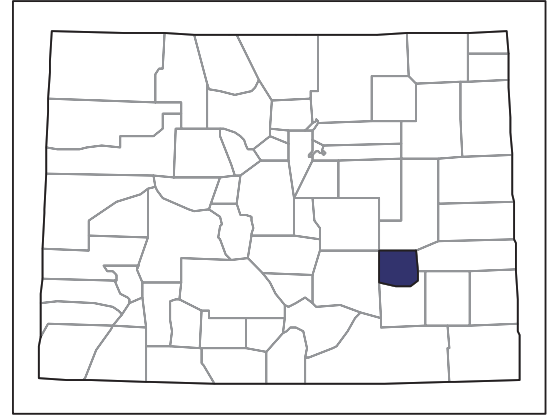
[www.agcensus.usda.gov](http://www.agcensus.usda.gov)



# 2007 CENSUS OF AGRICULTURE

## Crowley County – Colorado

### Farms with Native Hawaiian or Other Pacific Islander Operators Compared with All Farms



Data are not available at this geographic level for farms with Native Hawaiian or Other Pacific Islander operators.



United States Department of Agriculture  
National Agricultural Statistics Service

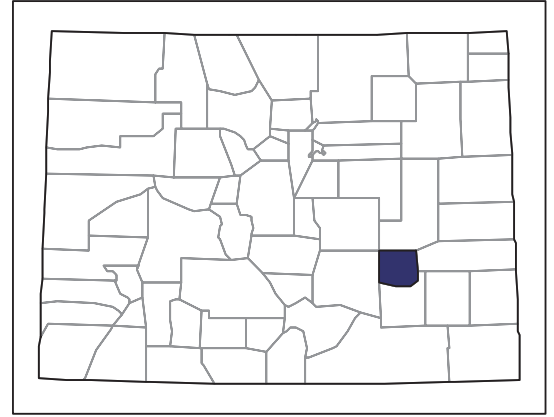
[www.agcensus.usda.gov](http://www.agcensus.usda.gov)



# 2007 CENSUS OF AGRICULTURE

**Crowley County – Colorado**

**Farms with White Operators  
Compared with All Farms**



**Data are not available at this geographic level for farms with White operators.**



United States Department of Agriculture  
National Agricultural Statistics Service

[www.agcensus.usda.gov](http://www.agcensus.usda.gov)

