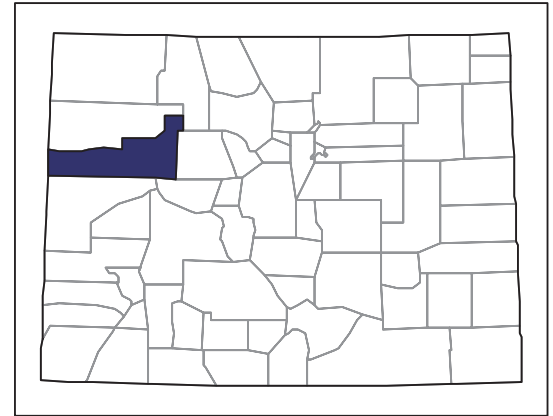


2007 CENSUS OF AGRICULTURE



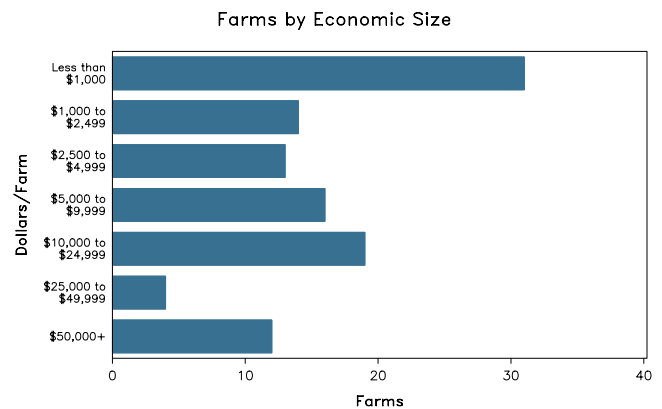
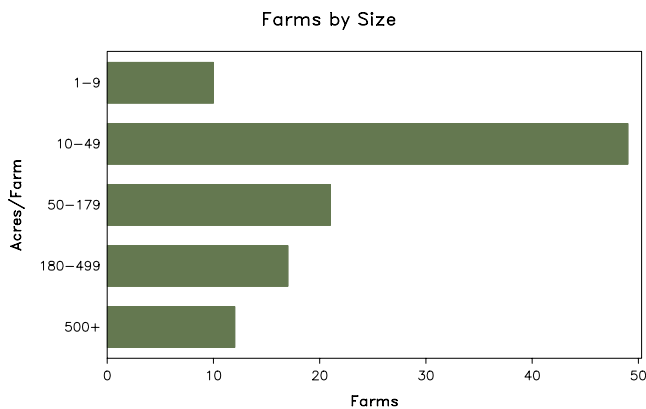
Garfield County – Colorado

Farms with Women Principal Operators Compared with All Farms

	Women Principal Operators	All Farms
Number of Farms	109	623
Land in Farms	31,029 acres	335,331 acres
Average Size of Farm	285 acres	538 acres
Market Value of Products Sold	\$5,037,000	\$22,203,000
Crop Sales	\$1,359,000	\$6,838,000
Livestock Sales	\$3,678,000	\$15,365,000
Average Per Farm	\$46,209	\$35,639
Government Payments	\$98,000	\$358,000
Average Per Farm Receiving Payments	\$24,461	\$8,138

See footnotes on reverse page.

Farms with Women Principal Operators



2007 CENSUS OF AGRICULTURE

Garfield County – Colorado Farms with Women Principal Operators

Selected Highlights

Item	Farms	Quantity
MARKET VALUE OF AGRICULTURAL PRODUCTS SOLD (\$1,000)		
Total value of agricultural products sold	109	5,037
Value of crops including nursery and greenhouse	29	1,359
Value of livestock, poultry, and their products	62	3,678
VALUE OF SALES BY COMMODITY GROUP (\$1,000)		
Grains, oilseeds, dry beans, and dry peas	-	-
Tobacco	-	-
Cotton and cottonseed	-	-
Vegetables, melons, potatoes and sweet potatoes	1	(D)
Fruits, tree nuts, and berries	3	(D)
Nursery, greenhouse, floriculture, and sod	3	(D)
Cut Christmas trees and short rotation woody crops	-	-
Other crops and hay	23	(D)
Poultry and eggs	14	(D)
Cattle and calves	36	1,921
Milk and other dairy products from cows	1	(D)
Hogs and pigs	5	(D)
Sheep, goats, and their products	10	16
Horses, ponies, mules, burros, and donkeys	26	(D)
Aquaculture	1	(D)
Other animals and other animal products	6	(D)
TOP CROP ITEMS (acres)		
Forage - land used for all hay and haylage, grass silage, and greenchop	46	4,429
Sod harvested	1	(D)
Apples	2	(D)
Nursery stock	2	(D)
Grapes	1	(D)
TOP LIVESTOCK INVENTORY ITEMS (number)		
Cattle and calves	32	1,990
Horses and ponies	84	814
Layers	19	347
Goats, all	16	229
Geese	4	96

Operator Characteristics

Item	Quantity
Primary occupation:	
Farming	45
Other	64
Days worked off farm:	
None	27
Any	82
Years on present farm:	
2 years or less	4
3 to 4 years	10
5 to 9 years	20
10 years or more	75
Age group:	
Under 45 years	16
45 to 64 years	70
65 years and over	23
Average age of principal operator (years)	55.0

Economic Characteristics

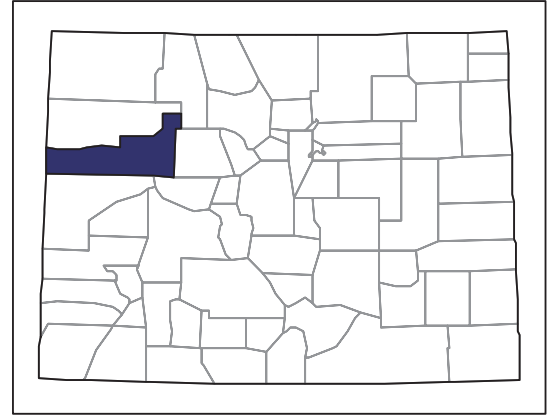
Item	Quantity
Farms by value of sales:	
Less than \$1,000	33
\$1,000 to \$2,499	14
\$2,500 to \$4,999	13
\$5,000 to \$9,999	16
\$10,000 to \$49,999	21
\$50,000 to \$99,999	3
\$100,000 to \$249,999	3
\$250,000 to \$499,999	2
\$500,000 or more	4
Total farm production expenses (\$1,000)	5,812
Average per farm (\$)	53,317
Net cash farm income of operation (\$1,000)	-183
Average per farm (\$)	-1,679
Value of agricultural products sold directly to individuals for human consumption (\$1,000)	12
Total organic product sales (\$1,000)	8
Total income from farm-related sources, gross before taxes and expenses (\$1,000)	494

See "Census of Agriculture, Volume 1, Geographic Area Series" for complete footnotes, explanations, definitions, and methodology.
(D) Cannot be disclosed. (Z) Less than half of the unit shown.

2007 CENSUS OF AGRICULTURE

Garfield County – Colorado

Farms with Spanish, Hispanic, or Latino Operators Compared with All Farms



Data are not available at this geographic level for farms with Spanish, Hispanic, or Latino operators.



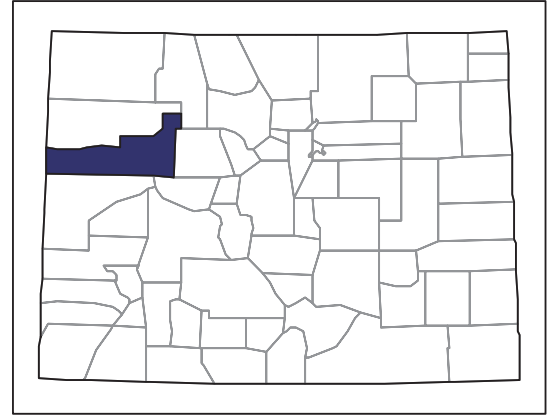
United States Department of Agriculture
National Agricultural Statistics Service

www.agcensus.usda.gov

2007 CENSUS OF AGRICULTURE

Garfield County – Colorado

Farms with American Indian or Alaska Native Operators Compared with All Farms



Data are not available at this geographic level for farms with American Indian or Alaska Native operators.



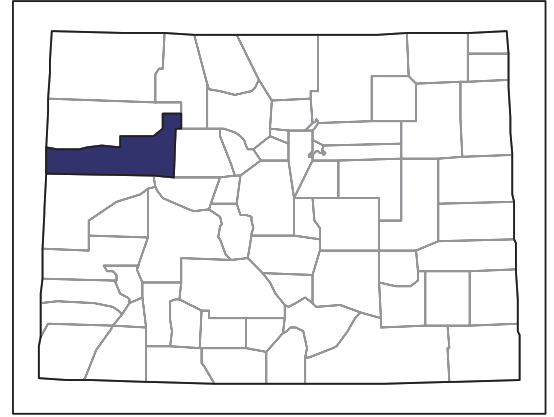
United States Department of Agriculture
National Agricultural Statistics Service

www.agcensus.usda.gov

2007 CENSUS OF AGRICULTURE

Garfield County – Colorado

**Farms with Asian Operators
Compared with All Farms**



Data are not available at this geographic level for farms with Asian operators.



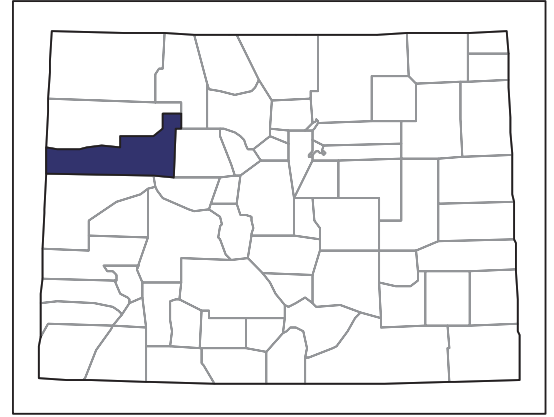
United States Department of Agriculture
National Agricultural Statistics Service

www.agcensus.usda.gov

2007 CENSUS OF AGRICULTURE

Garfield County – Colorado

Farms with Black or African American Operators Compared with All Farms



Data are not available at this geographic level for farms with Black or African American operators.



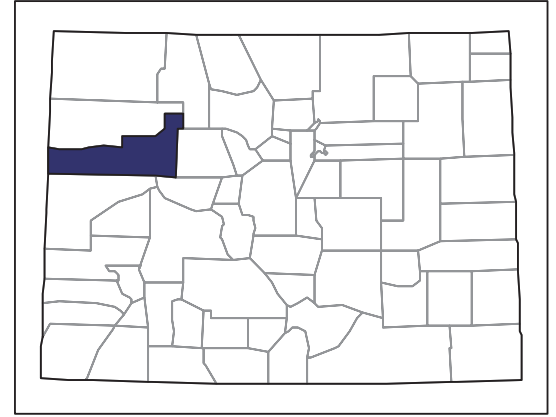
United States Department of Agriculture
National Agricultural Statistics Service

www.agcensus.usda.gov

2007 CENSUS *OF* AGRICULTURE

Garfield County – Colorado

Farms with Native Hawaiian or Other Pacific Islander Operators Compared with All Farms



Data are not available at this geographic level for farms with Native Hawaiian or Other Pacific Islander operators.



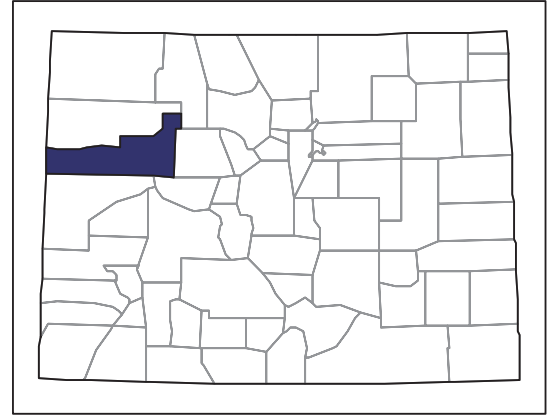
United States Department of Agriculture
National Agricultural Statistics Service

www.agcensus.usda.gov

2007 CENSUS OF AGRICULTURE

Garfield County – Colorado

**Farms with White Operators
Compared with All Farms**



Data are not available at this geographic level for farms with White operators.



United States Department of Agriculture
National Agricultural Statistics Service

www.agcensus.usda.gov

