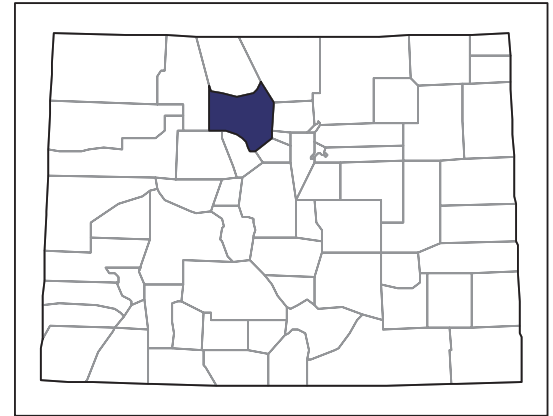


# 2007 CENSUS OF AGRICULTURE



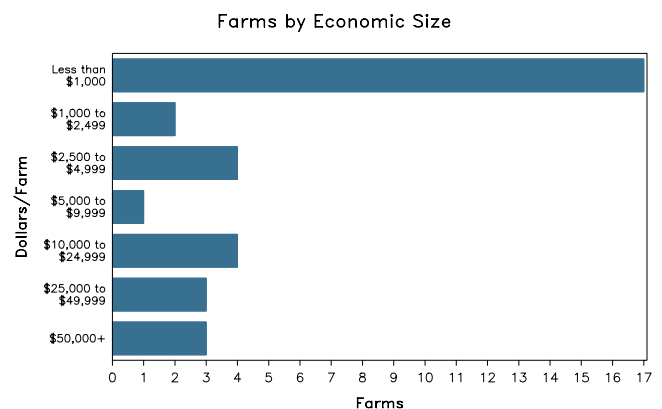
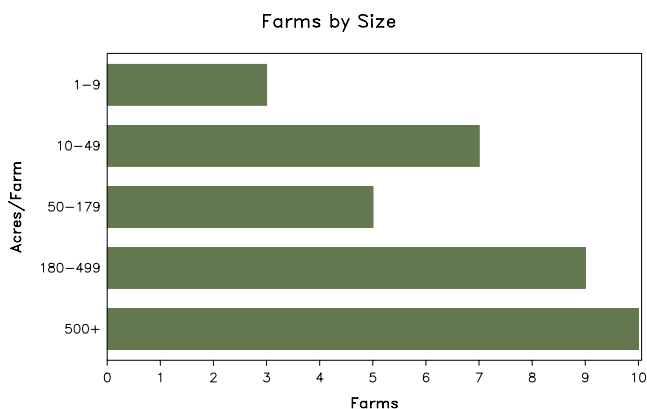
## Grand County – Colorado

### Farms with Women Principal Operators Compared with All Farms

	Women Principal Operators	All Farms
<b>Number of Farms</b>	34	229
<b>Land in Farms</b>	21,711 acres	208,450 acres
<b>Average Size of Farm</b>	639 acres	910 acres
<b>Market Value of Products Sold</b>	\$776,000	\$9,365,000
Crop Sales	\$102,000	\$1,470,000
Livestock Sales	\$674,000	\$7,895,000
Average Per Farm	\$22,823	\$40,897
<b>Government Payments</b>	(D)	\$108,000
Average Per Farm Receiving Payments	(D)	\$8,961

See footnotes on reverse page.

### Farms with Women Principal Operators



# 2007 CENSUS OF AGRICULTURE

## Grand County – Colorado Farms with Women Principal Operators

### Selected Highlights

Item	Farms	Quantity
<b>MARKET VALUE OF AGRICULTURAL PRODUCTS SOLD (\$1,000)</b>		
Total value of agricultural products sold	34	776
Value of crops including nursery and greenhouse	10	102
Value of livestock, poultry, and their products	12	674
<b>VALUE OF SALES BY COMMODITY GROUP (\$1,000)</b>		
Grains, oilseeds, dry beans, and dry peas	-	-
Tobacco	-	-
Cotton and cottonseed	-	-
Vegetables, melons, potatoes and sweet potatoes	-	-
Fruits, tree nuts, and berries	-	-
Nursery, greenhouse, floriculture, and sod	-	-
Cut Christmas trees and short rotation woody crops	-	-
Other crops and hay	10	102
Poultry and eggs	1	(D)
Cattle and calves	11	(D)
Milk and other dairy products from cows	1	(D)
Hogs and pigs	2	(D)
Sheep, goats, and their products	1	(D)
Horses, ponies, mules, burros, and donkeys	-	-
Aquaculture	-	-
Other animals and other animal products	-	-
<b>TOP CROP ITEMS (acres)</b>		
Forage - land used for all hay and haylage, grass silage, and greenchop	13	2,148
Wheat for grain, all	3	(D)
<b>TOP LIVESTOCK INVENTORY ITEMS (number)</b>		
Cattle and calves	13	2,200
Horses and ponies	21	140
Layers	2	(D)
Alpacas	2	(D)
Goats, all	5	7

### Operator Characteristics

Item	Quantity
Primary occupation:	
Farming	16
Other	18
Days worked off farm:	
None	12
Any	22
Years on present farm:	
2 years or less	3
3 to 4 years	5
5 to 9 years	7
10 years or more	19
Age group:	
Under 45 years	3
45 to 64 years	25
65 years and over	6
Average age of principal operator (years)	55.1

### Economic Characteristics

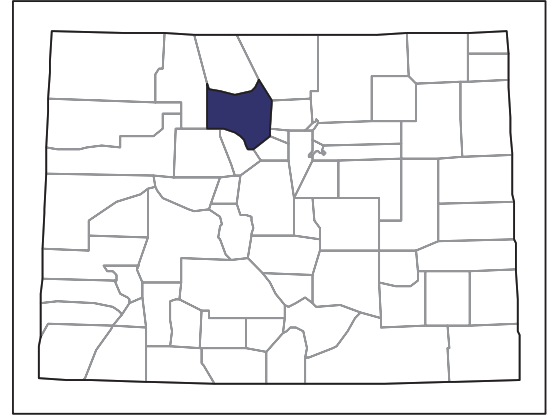
Item	Quantity
Farms by value of sales:	
Less than \$1,000	17
\$1,000 to \$2,499	2
\$2,500 to \$4,999	4
\$5,000 to \$9,999	1
\$10,000 to \$49,999	7
\$50,000 to \$99,999	1
\$100,000 to \$249,999	1
\$250,000 to \$499,999	1
\$500,000 or more	-
Total farm production expenses (\$1,000)	1,592
Average per farm (\$)	46,814
Net cash farm income of operation (\$1,000)	-627
Average per farm (\$)	-18,428
Value of agricultural products sold directly to individuals for human consumption (\$1,000)	(D)
Total organic product sales (\$1,000)	(D)
Total income from farm-related sources, gross before taxes and expenses (\$1,000)	189

See "Census of Agriculture, Volume 1, Geographic Area Series" for complete footnotes, explanations, definitions, and methodology.  
(D) Cannot be disclosed. (Z) Less than half of the unit shown.

# 2007 CENSUS OF AGRICULTURE

## Grand County – Colorado

### Farms with Spanish, Hispanic, or Latino Operators Compared with All Farms



Data are not available at this geographic level for farms with Spanish, Hispanic, or Latino operators.



United States Department of Agriculture  
National Agricultural Statistics Service

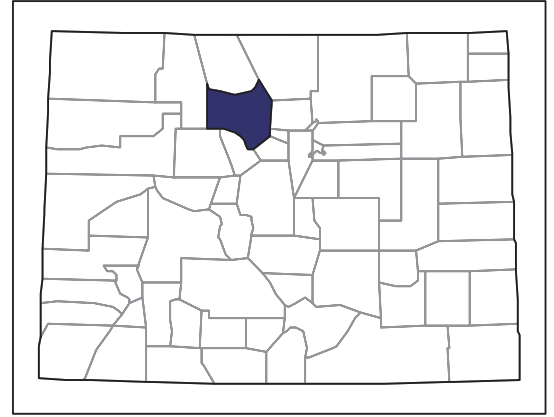
[www.agcensus.usda.gov](http://www.agcensus.usda.gov)



# 2007 CENSUS OF AGRICULTURE

## Grand County – Colorado

### Farms with American Indian or Alaska Native Operators Compared with All Farms



Data are not available at this geographic level for farms with American Indian or Alaska Native operators.



United States Department of Agriculture  
National Agricultural Statistics Service

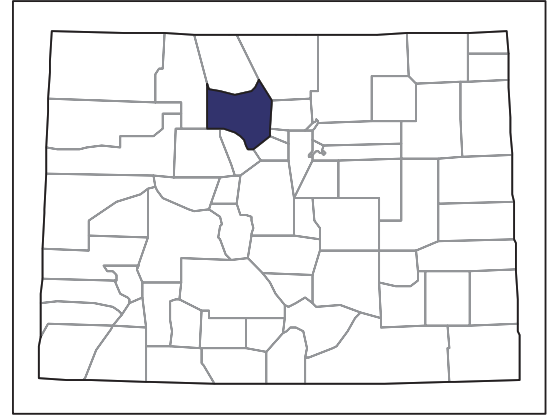
[www.agcensus.usda.gov](http://www.agcensus.usda.gov)



# 2007 CENSUS *OF* AGRICULTURE

**Grand County – Colorado**

**Farms with Asian Operators  
Compared with All Farms**



**Data are not available at this geographic level for farms with Asian operators.**



United States Department of Agriculture  
National Agricultural Statistics Service

[www.agcensus.usda.gov](http://www.agcensus.usda.gov)

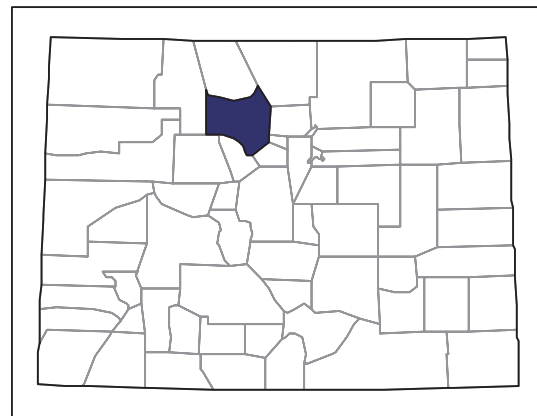




# 2007 CENSUS OF AGRICULTURE

**Grand County – Colorado**

**Farms with Black or African American Operators Compared with All Farms**



Data are not available at this geographic level for farms with Black or African American operators.



United States Department of Agriculture  
National Agricultural Statistics Service

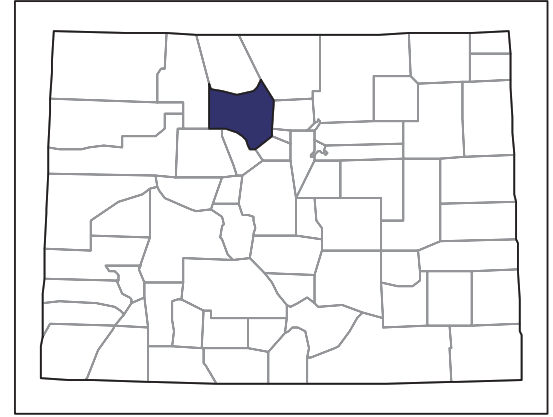
[www.agcensus.usda.gov](http://www.agcensus.usda.gov)



# 2007 CENSUS *OF* AGRICULTURE

## Grand County – Colorado

### Farms with Native Hawaiian or Other Pacific Islander Operators Compared with All Farms



Data are not available at this geographic level for farms with Native Hawaiian or Other Pacific Islander operators.



United States Department of Agriculture  
National Agricultural Statistics Service

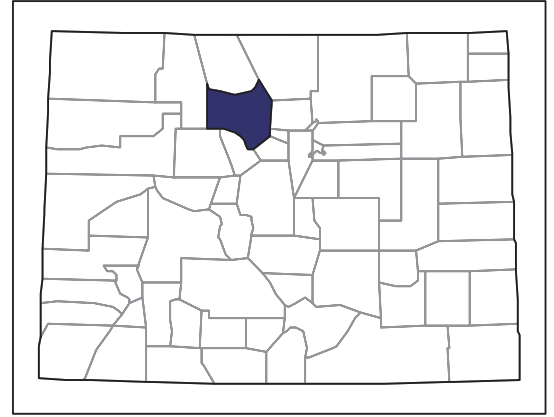
[www.agcensus.usda.gov](http://www.agcensus.usda.gov)



# 2007 CENSUS OF AGRICULTURE

**Grand County – Colorado**

**Farms with White Operators  
Compared with All Farms**



**Data are not available at this geographic level for farms with White operators.**



United States Department of Agriculture  
National Agricultural Statistics Service

[www.agcensus.usda.gov](http://www.agcensus.usda.gov)

