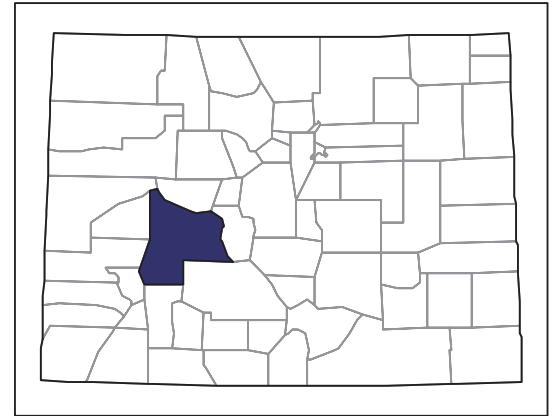


2007 CENSUS OF AGRICULTURE



Gunnison County – Colorado

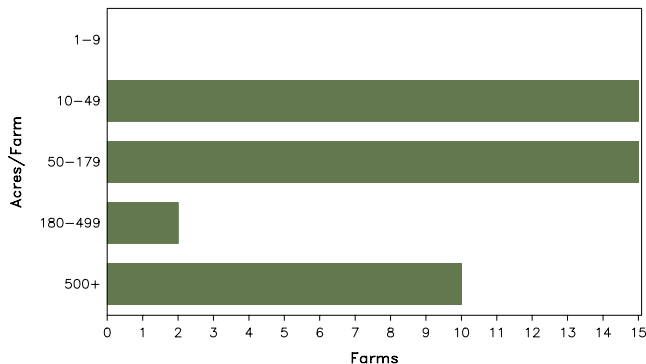
Farms with Women Principal Operators Compared with All Farms

	Women Principal Operators	All Farms
Number of Farms	42	217
Land in Farms	20,563 acres	173,679 acres
Average Size of Farm	490 acres	800 acres
Market Value of Products Sold	\$525,000	\$10,731,000
Crop Sales	\$175,000	\$1,804,000
Livestock Sales	\$350,000	\$8,927,000
Average Per Farm	\$12,492	\$49,450
Government Payments	(D)	\$16,000
Average Per Farm Receiving Payments	(D)	\$3,241

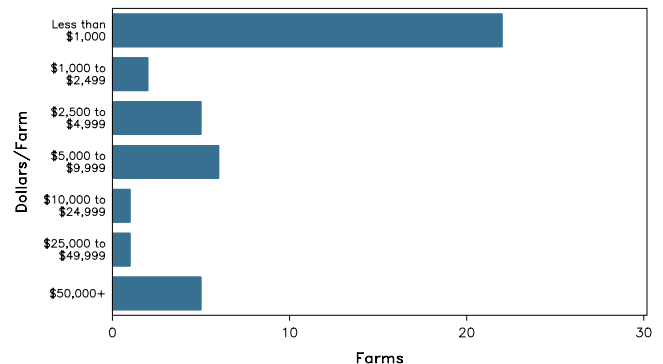
See footnotes on reverse page.

Farms with Women Principal Operators

Farms by Size



Farms by Economic Size



2007 CENSUS OF AGRICULTURE

Gunnison County – Colorado Farms with Women Principal Operators

Selected Highlights

Item	Farms	Quantity
MARKET VALUE OF AGRICULTURAL PRODUCTS SOLD (\$1,000)		
Total value of agricultural products sold	42	525
Value of crops including nursery and greenhouse	11	175
Value of livestock, poultry, and their products	18	350
VALUE OF SALES BY COMMODITY GROUP (\$1,000)		
Grains, oilseeds, dry beans, and dry peas	-	-
Tobacco	-	-
Cotton and cottonseed	-	-
Vegetables, melons, potatoes and sweet potatoes	1	(D)
Fruits, tree nuts, and berries	-	-
Nursery, greenhouse, floriculture, and sod	1	(D)
Cut Christmas trees and short rotation woody crops	-	-
Other crops and hay	11	(D)
Poultry and eggs	3	(D)
Cattle and calves	10	334
Milk and other dairy products from cows	-	-
Hogs and pigs	-	-
Sheep, goats, and their products	2	(D)
Horses, ponies, mules, burros, and donkeys	5	14
Aquaculture	-	-
Other animals and other animal products	-	-
TOP CROP ITEMS (acres)		
Forage - land used for all hay and haylage, grass silage, and greenchop	18	1,885
Vegetables harvested for sale	1	(D)
Garlic	1	(D)
Kale	1	(D)
Lettuce, all	1	(D)
TOP LIVESTOCK INVENTORY ITEMS (number)		
Cattle and calves	12	1,081
Horses and ponies	23	239
Sheep and lambs	2	(D)
Layers	3	55
Broilers and other meat-type chickens	2	(D)

Operator Characteristics

Item	Quantity
Primary occupation:	
Farming	16
Other	26
Days worked off farm:	
None	10
Any	32
Years on present farm:	
2 years or less	2
3 to 4 years	5
5 to 9 years	9
10 years or more	26
Age group:	
Under 45 years	8
45 to 64 years	23
65 years and over	11
Average age of principal operator (years)	59.5

Economic Characteristics

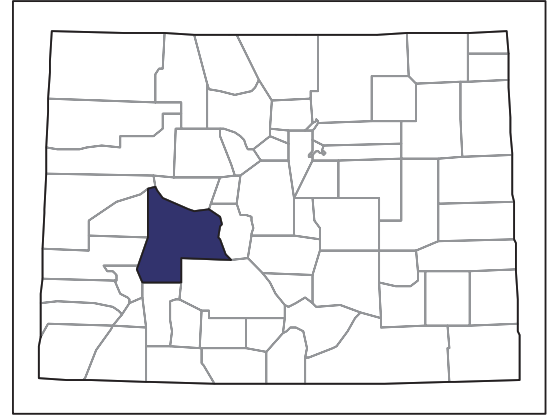
Item	Quantity
Farms by value of sales:	
Less than \$1,000	22
\$1,000 to \$2,499	2
\$2,500 to \$4,999	5
\$5,000 to \$9,999	6
\$10,000 to \$49,999	2
\$50,000 to \$99,999	4
\$100,000 to \$249,999	1
\$250,000 to \$499,999	-
\$500,000 or more	-
Total farm production expenses (\$1,000)	1,286
Average per farm (\$)	30,615
Net cash farm income of operation (\$1,000)	-642
Average per farm (\$)	-15,284
Value of agricultural products sold directly to individuals for human consumption (\$1,000)	2
Total organic product sales (\$1,000)	(D)
Total income from farm-related sources, gross before taxes and expenses (\$1,000)	111

See "Census of Agriculture, Volume 1, Geographic Area Series" for complete footnotes, explanations, definitions, and methodology.
(D) Cannot be disclosed. (Z) Less than half of the unit shown.

2007 CENSUS OF AGRICULTURE

Gunnison County – Colorado

Farms with Spanish, Hispanic, or Latino Operators Compared with All Farms



Data are not available at this geographic level for farms with Spanish, Hispanic, or Latino operators.



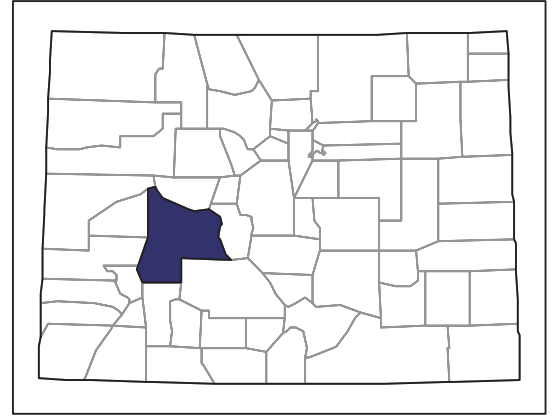
United States Department of Agriculture
National Agricultural Statistics Service

www.agcensus.usda.gov

2007 CENSUS OF AGRICULTURE

Gunnison County – Colorado

Farms with American Indian or Alaska Native Operators Compared with All Farms



Data are not available at this geographic level for farms with American Indian or Alaska Native operators.



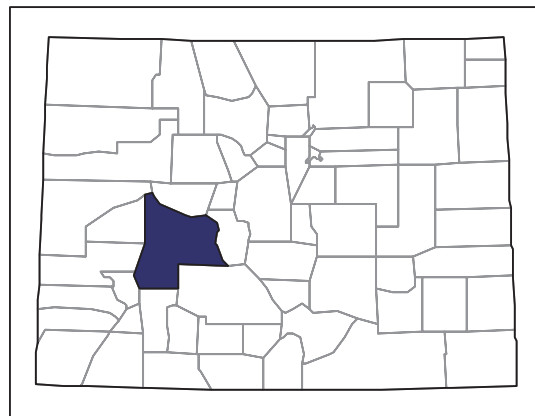
United States Department of Agriculture
National Agricultural Statistics Service

www.agcensus.usda.gov

2007 CENSUS OF AGRICULTURE

Gunnison County – Colorado

**Farms with Asian Operators
Compared with All Farms**



Data are not available at this geographic level for farms with Asian operators.



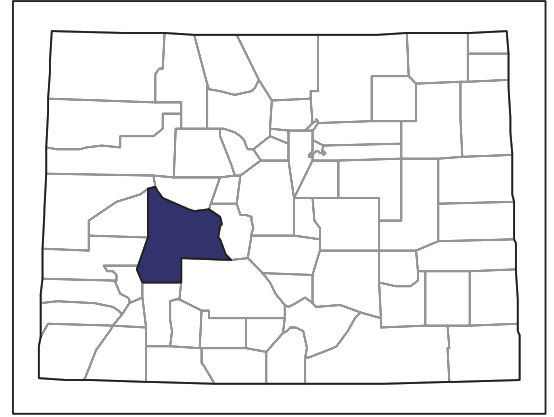
United States Department of Agriculture
National Agricultural Statistics Service

www.agcensus.usda.gov

2007 CENSUS *OF* **AGRICULTURE**

Gunnison County – Colorado

**Farms with Black or African American
Operators Compared with All Farms**



Data are not available at this geographic level for farms with Black or African American operators.



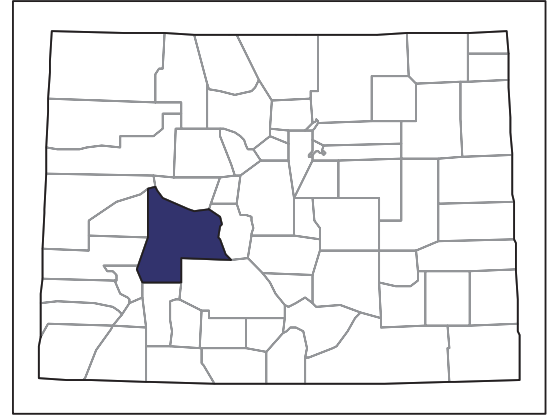
United States Department of Agriculture
National Agricultural Statistics Service

www.agcensus.usda.gov

2007 CENSUS *OF* AGRICULTURE

Gunnison County – Colorado

Farms with Native Hawaiian or Other Pacific Islander Operators Compared with All Farms



Data are not available at this geographic level for farms with Native Hawaiian or Other Pacific Islander operators.



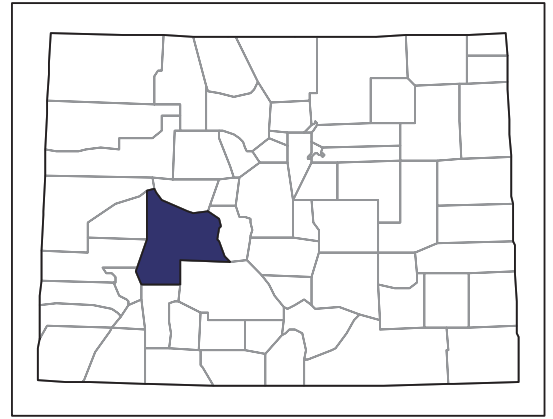
United States Department of Agriculture
National Agricultural Statistics Service

www.agcensus.usda.gov

2007 CENSUS OF AGRICULTURE

Gunnison County – Colorado

**Farms with White Operators
Compared with All Farms**



Data are not available at this geographic level for farms with White operators.



United States Department of Agriculture
National Agricultural Statistics Service

www.agcensus.usda.gov

