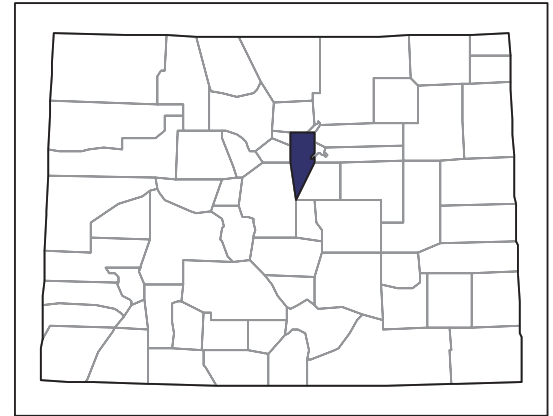


# 2007 CENSUS OF AGRICULTURE



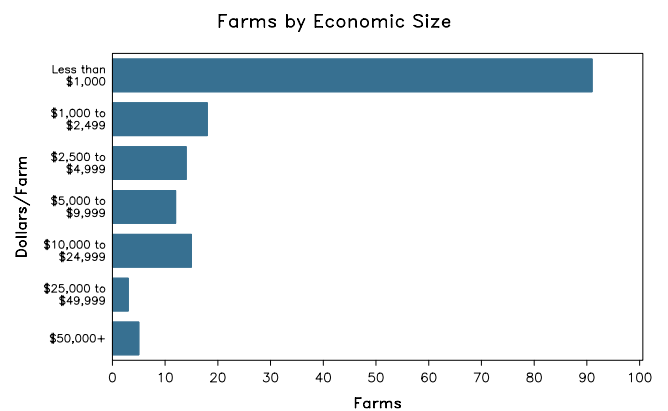
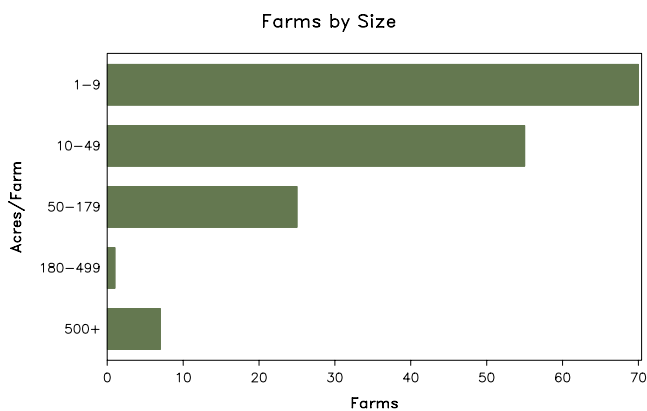
## Jefferson County – Colorado

### Farms with Women Principal Operators Compared with All Farms

	Women Principal Operators	All Farms
<b>Number of Farms</b>	158	540
<b>Land in Farms</b>	9,835 acres	93,294 acres
<b>Average Size of Farm</b>	62 acres	173 acres
<b>Market Value of Products Sold</b>	\$1,341,000	\$11,107,000
Crop Sales	\$754,000	\$9,041,000
Livestock Sales	\$587,000	\$2,066,000
Average Per Farm	\$8,490	\$20,568
<b>Government Payments</b>	(D)	\$42,000
Average Per Farm Receiving Payments	(D)	\$2,114

See footnotes on reverse page.

### Farms with Women Principal Operators



# 2007 CENSUS OF AGRICULTURE

## Jefferson County – Colorado Farms with Women Principal Operators

### Selected Highlights

Item	Farms	Quantity
<b>MARKET VALUE OF AGRICULTURAL PRODUCTS SOLD (\$1,000)</b>		
Total value of agricultural products sold	158	1,341
Value of crops including nursery and greenhouse	16	754
Value of livestock, poultry, and their products	71	587
<b>VALUE OF SALES BY COMMODITY GROUP (\$1,000)</b>		
Grains, oilseeds, dry beans, and dry peas	-	-
Tobacco	-	-
Cotton and cottonseed	-	-
Vegetables, melons, potatoes and sweet potatoes	1	(D)
Fruits, tree nuts, and berries	2	(D)
Nursery, greenhouse, floriculture, and sod	6	714
Cut Christmas trees and short rotation woody crops	1	(D)
Other crops and hay	7	(D)
Poultry and eggs	16	16
Cattle and calves	17	213
Milk and other dairy products from cows	-	-
Hogs and pigs	5	6
Sheep, goats, and their products	19	22
Horses, ponies, mules, burros, and donkeys	25	100
Aquaculture	-	-
Other animals and other animal products	14	231
<b>TOP CROP ITEMS (acres)</b>		
Forage - land used for all hay and haylage, grass silage, and greenchop	14	670
Sod harvested	1	(D)
Cut Christmas trees	1	(D)
Short-rotation woody crops	1	(D)
Nursery stock	1	(D)
<b>TOP LIVESTOCK INVENTORY ITEMS (number)</b>		
Horses and ponies	88	879
Layers	29	784
Rabbits and their pelts	3	403
Cattle and calves	26	309
Goats, all	26	294

### Operator Characteristics

Item	Quantity
Primary occupation:	
Farming	61
Other	97
Days worked off farm:	
None	41
Any	117
Years on present farm:	
2 years or less	8
3 to 4 years	17
5 to 9 years	33
10 years or more	100
Age group:	
Under 45 years	26
45 to 64 years	84
65 years and over	48
Average age of principal operator (years)	55.8

### Economic Characteristics

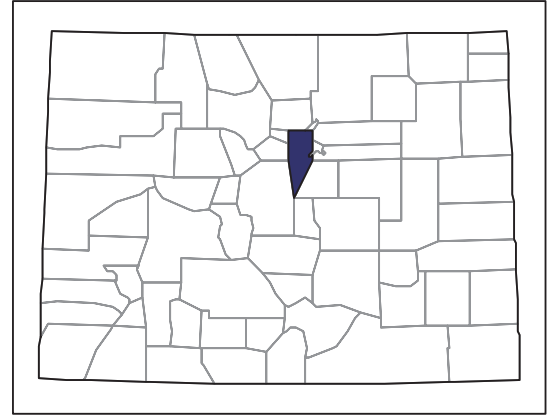
Item	Quantity
Farms by value of sales:	
Less than \$1,000	93
\$1,000 to \$2,499	18
\$2,500 to \$4,999	14
\$5,000 to \$9,999	10
\$10,000 to \$49,999	18
\$50,000 to \$99,999	2
\$100,000 to \$249,999	2
\$250,000 to \$499,999	1
\$500,000 or more	-
Total farm production expenses (\$1,000)	4,349
Average per farm (\$)	27,527
Net cash farm income of operation (\$1,000)	-1,418
Average per farm (\$)	-8,975
Value of agricultural products sold directly to individuals for human consumption (\$1,000)	7
Total organic product sales (\$1,000)	(D)
Total income from farm-related sources, gross before taxes and expenses (\$1,000)	1,577

See "Census of Agriculture, Volume 1, Geographic Area Series" for complete footnotes, explanations, definitions, and methodology.  
(D) Cannot be disclosed. (Z) Less than half of the unit shown.

# 2007 CENSUS OF AGRICULTURE

## Jefferson County – Colorado

### Farms with Spanish, Hispanic, or Latino Operators Compared with All Farms



Data are not available at this geographic level for farms with Spanish, Hispanic, or Latino operators.



United States Department of Agriculture  
National Agricultural Statistics Service

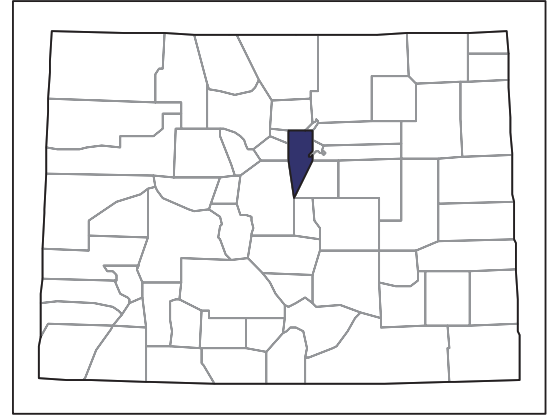
[www.agcensus.usda.gov](http://www.agcensus.usda.gov)



# 2007 CENSUS OF AGRICULTURE

## Jefferson County – Colorado

### Farms with American Indian or Alaska Native Operators Compared with All Farms



Data are not available at this geographic level for farms with American Indian or Alaska Native operators.



United States Department of Agriculture  
National Agricultural Statistics Service

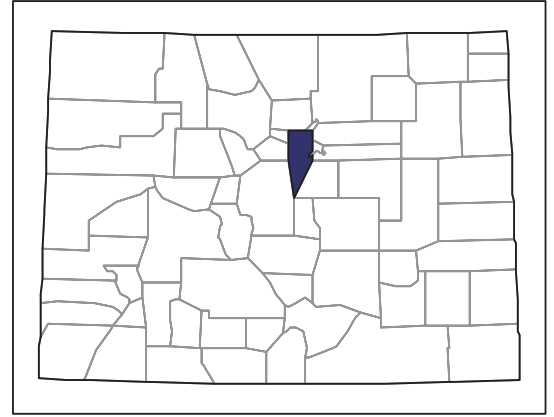
[www.agcensus.usda.gov](http://www.agcensus.usda.gov)



# 2007 CENSUS OF AGRICULTURE

Jefferson County – Colorado

Farms with Asian Operators  
Compared with All Farms



Data are not available at this geographic level for farms with Asian operators.



United States Department of Agriculture  
National Agricultural Statistics Service

[www.agcensus.usda.gov](http://www.agcensus.usda.gov)

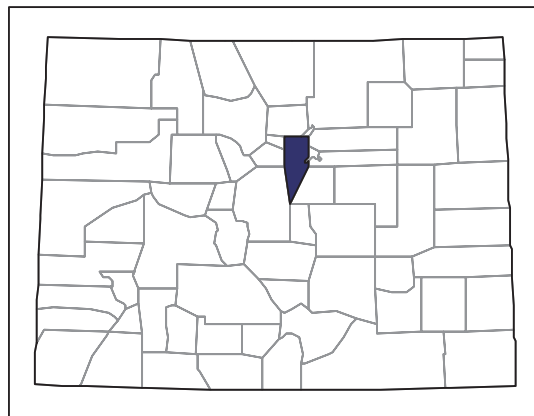




# 2007 CENSUS OF AGRICULTURE

## Jefferson County – Colorado

### Farms with Black or African American Operators Compared with All Farms



Data are not available at this geographic level for farms with Black or African American operators.



United States Department of Agriculture  
National Agricultural Statistics Service

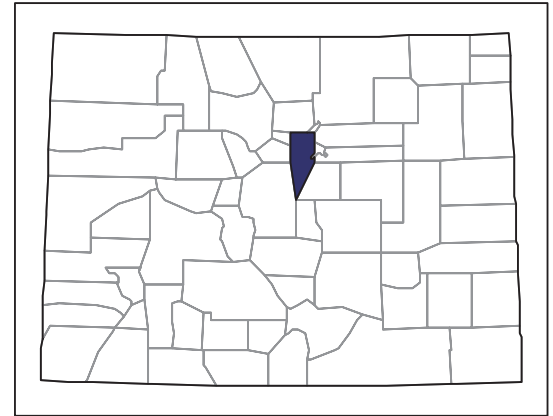
[www.agcensus.usda.gov](http://www.agcensus.usda.gov)



# 2007 CENSUS OF AGRICULTURE

## Jefferson County – Colorado

### Farms with Native Hawaiian or Other Pacific Islander Operators Compared with All Farms



Data are not available at this geographic level for farms with Native Hawaiian or Other Pacific Islander operators.



United States Department of Agriculture  
National Agricultural Statistics Service

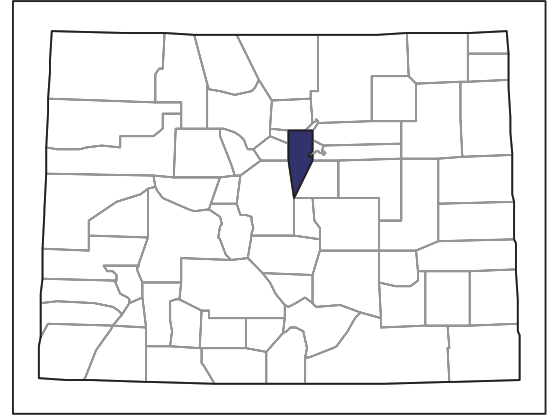
[www.agcensus.usda.gov](http://www.agcensus.usda.gov)



# 2007 CENSUS *OF* AGRICULTURE

**Jefferson County – Colorado**

**Farms with White Operators  
Compared with All Farms**



**Data are not available at this geographic level for farms with White operators.**



United States Department of Agriculture  
National Agricultural Statistics Service

[www.agcensus.usda.gov](http://www.agcensus.usda.gov)

