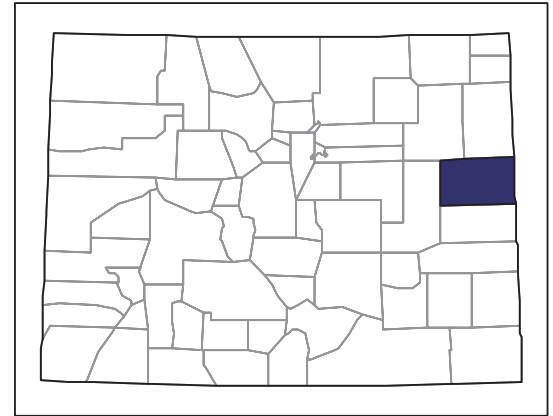


2007 CENSUS OF AGRICULTURE



Kit Carson County – Colorado

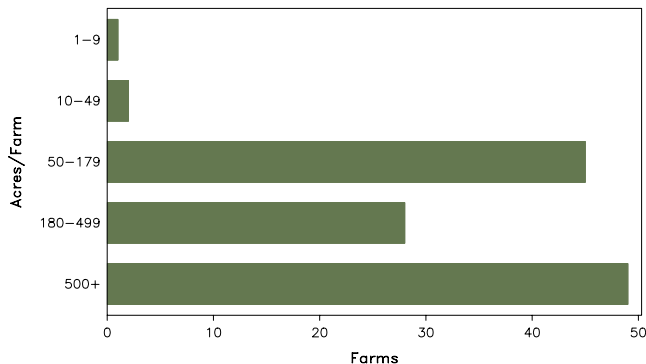
Farms with Women Principal Operators Compared with All Farms

	Women Principal Operators	All Farms
Number of Farms	125	786
Land in Farms	95,964 acres	1,352,319 acres
Average Size of Farm	768 acres	1,721 acres
Market Value of Products Sold	\$2,041,000	\$336,986,000
Crop Sales	\$1,765,000	\$114,811,000
Livestock Sales	\$277,000	\$222,175,000
Average Per Farm	\$16,332	\$428,735
Government Payments	\$1,588,000	\$13,422,000
Average Per Farm Receiving Payments	\$15,419	\$21,510

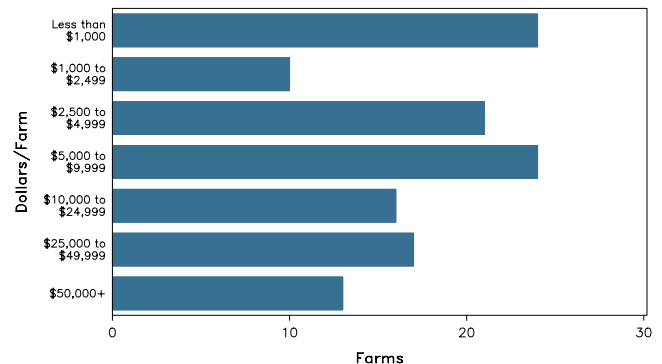
See footnotes on reverse page.

Farms with Women Principal Operators

Farms by Size



Farms by Economic Size



2007 CENSUS OF AGRICULTURE

Kit Carson County – Colorado Farms with Women Principal Operators

Selected Highlights

Item	Farms	Quantity
MARKET VALUE OF AGRICULTURAL PRODUCTS SOLD (\$1,000)		
Total value of agricultural products sold	125	2,041
Value of crops including nursery and greenhouse	13	1,765
Value of livestock, poultry, and their products	12	277
VALUE OF SALES BY COMMODITY GROUP (\$1,000)		
Grains, oilseeds, dry beans, and dry peas	12	(D)
Tobacco	-	-
Cotton and cottonseed	-	-
Vegetables, melons, potatoes and sweet potatoes	-	-
Fruits, tree nuts, and berries	-	-
Nursery, greenhouse, floriculture, and sod	-	-
Cut Christmas trees and short rotation woody crops	-	-
Other crops and hay	2	(D)
Poultry and eggs	-	-
Cattle and calves	10	(D)
Milk and other dairy products from cows	-	-
Hogs and pigs	1	(D)
Sheep, goats, and their products	1	(D)
Horses, ponies, mules, burros, and donkeys	-	-
Aquaculture	-	-
Other animals and other animal products	-	-
TOP CROP ITEMS (acres)		
Wheat for grain, all	11	5,504
Corn for grain	6	2,570
Forage - land used for all hay and haylage, grass silage, and greenchop	6	503
Proso millet	2	(D)
Corn for silage or greenchop	2	(D)
TOP LIVESTOCK INVENTORY ITEMS (number)		
Cattle and calves	17	821
Horses and ponies	9	66
Goats, all	1	(D)
Hogs and pigs	1	(D)

Operator Characteristics

Item	Quantity
Primary occupation:	
Farming	28
Other	97
Days worked off farm:	
None	66
Any	59
Years on present farm:	
2 years or less	2
3 to 4 years	8
5 to 9 years	13
10 years or more	102
Age group:	
Under 45 years	9
45 to 64 years	45
65 years and over	71
Average age of principal operator (years)	65.5

Economic Characteristics

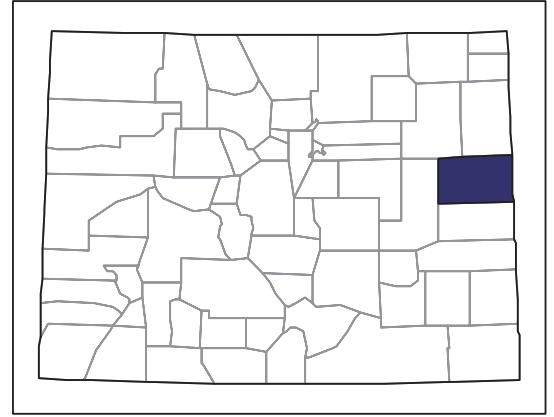
Item	Quantity
Farms by value of sales:	
Less than \$1,000	105
\$1,000 to \$2,499	1
\$2,500 to \$4,999	2
\$5,000 to \$9,999	-
\$10,000 to \$49,999	8
\$50,000 to \$99,999	4
\$100,000 to \$249,999	3
\$250,000 to \$499,999	-
\$500,000 or more	2
Total farm production expenses (\$1,000)	2,312
Average per farm (\$)	18,494
Net cash farm income of operation (\$1,000)	1,520
Average per farm (\$)	12,157
Value of agricultural products sold directly to individuals for human consumption (\$1,000)	(D)
Total organic product sales (\$1,000)	-
Total income from farm-related sources, gross before taxes and expenses (\$1,000)	202

See "Census of Agriculture, Volume 1, Geographic Area Series" for complete footnotes, explanations, definitions, and methodology.
(D) Cannot be disclosed. (Z) Less than half of the unit shown.

2007 CENSUS OF AGRICULTURE

Kit Carson County – Colorado

Farms with Spanish, Hispanic, or Latino Operators Compared with All Farms



Data are not available at this geographic level for farms with Spanish, Hispanic, or Latino operators.



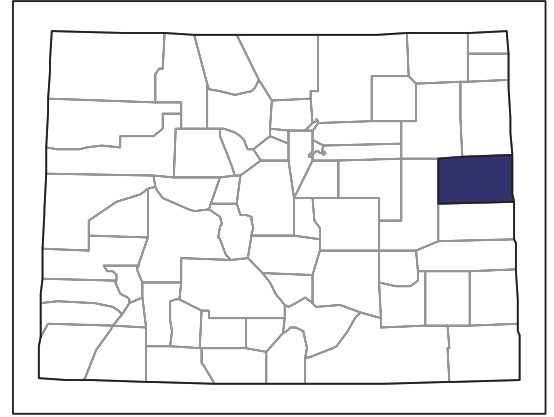
United States Department of Agriculture
National Agricultural Statistics Service

www.agcensus.usda.gov

2007 CENSUS OF AGRICULTURE

Kit Carson County – Colorado

Farms with American Indian or Alaska Native Operators Compared with All Farms



Data are not available at this geographic level for farms with American Indian or Alaska Native operators.



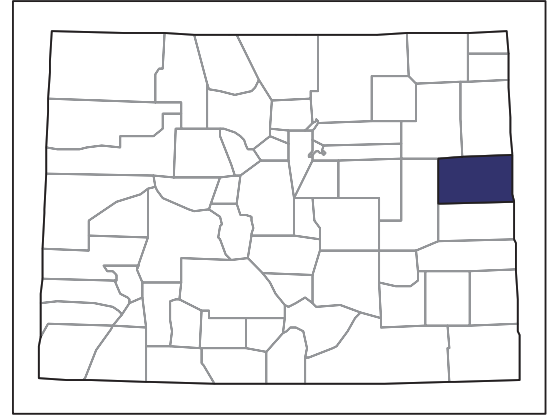
United States Department of Agriculture
National Agricultural Statistics Service

www.agcensus.usda.gov

2007 CENSUS OF AGRICULTURE

Kit Carson County – Colorado

**Farms with Asian Operators
Compared with All Farms**



Data are not available at this geographic level for farms with Asian operators.



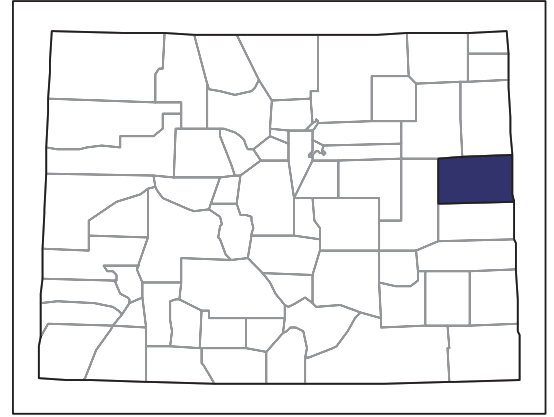
United States Department of Agriculture
National Agricultural Statistics Service

www.agcensus.usda.gov

2007 CENSUS OF AGRICULTURE

Kit Carson County – Colorado

Farms with Black or African American Operators Compared with All Farms



Data are not available at this geographic level for farms with Black or African American operators.



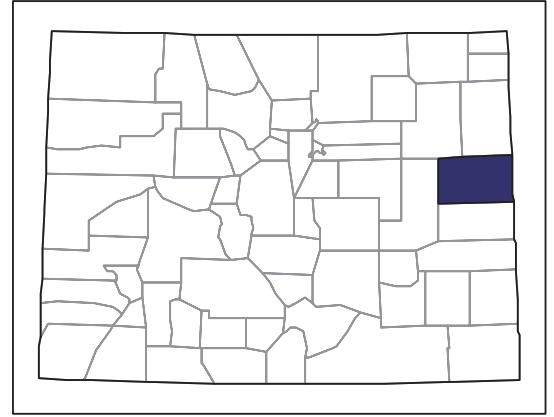
United States Department of Agriculture
National Agricultural Statistics Service

www.agcensus.usda.gov

2007 CENSUS OF AGRICULTURE

Kit Carson County – Colorado

Farms with Native Hawaiian or Other Pacific Islander Operators Compared with All Farms



Data are not available at this geographic level for farms with Native Hawaiian or Other Pacific Islander operators.



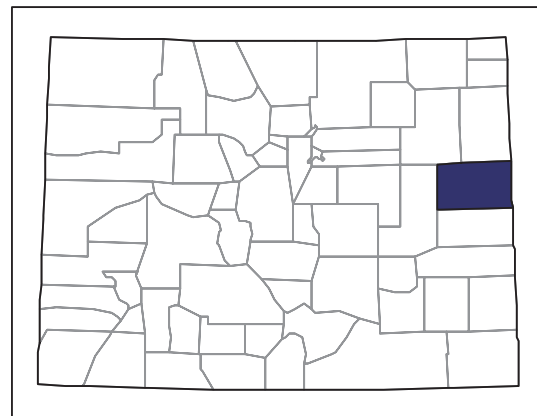
United States Department of Agriculture
National Agricultural Statistics Service

www.agcensus.usda.gov

2007 CENSUS OF AGRICULTURE

Kit Carson County – Colorado

**Farms with White Operators
Compared with All Farms**



Data are not available at this geographic level for farms with White operators.



United States Department of Agriculture
National Agricultural Statistics Service

www.agcensus.usda.gov

