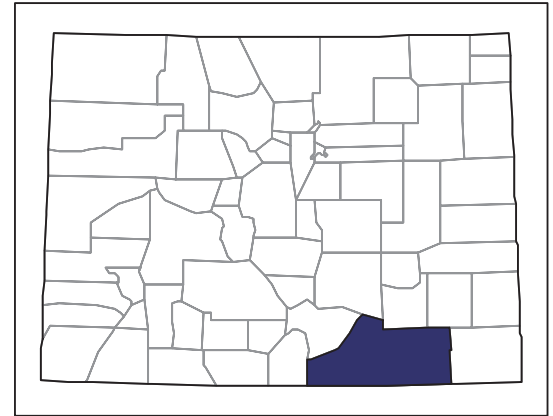


# 2007 CENSUS OF AGRICULTURE



## Las Animas County – Colorado

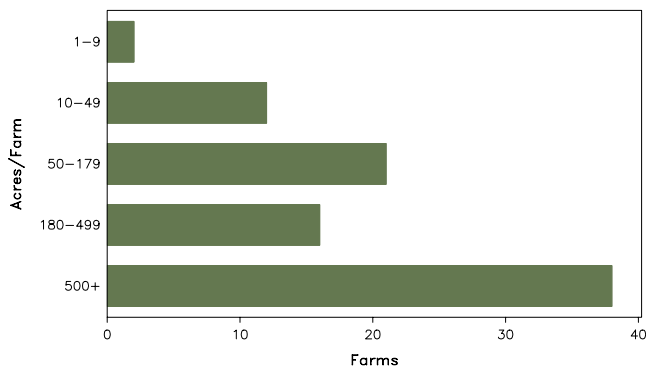
### Farms with Women Principal Operators Compared with All Farms

	Women Principal Operators	All Farms
<b>Number of Farms</b>	89	585
<b>Land in Farms</b>	271,403 acres	2,179,242 acres
<b>Average Size of Farm</b>	3,049 acres	3,725 acres
<b>Market Value of Products Sold</b>	\$1,348,000	\$25,397,000
Crop Sales	\$510,000	\$3,398,000
Livestock Sales	\$838,000	\$21,999,000
Average Per Farm	\$15,148	\$43,414
<b>Government Payments</b>	\$203,000	\$1,431,000
Average Per Farm Receiving Payments	\$11,269	\$9,290

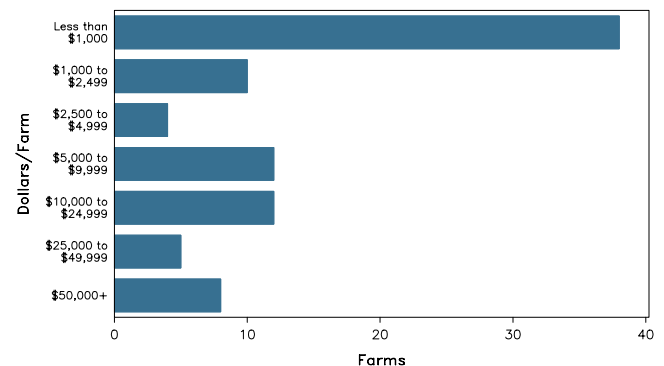
See footnotes on reverse page.

### Farms with Women Principal Operators

Farms by Size



Farms by Economic Size



# 2007 CENSUS OF AGRICULTURE

## Las Animas County – Colorado Farms with Women Principal Operators

### Selected Highlights

Item	Farms	Quantity
<b>MARKET VALUE OF AGRICULTURAL PRODUCTS SOLD (\$1,000)</b>		
Total value of agricultural products sold	89	1,348
Value of crops including nursery and greenhouse	9	510
Value of livestock, poultry, and their products	35	838
<b>VALUE OF SALES BY COMMODITY GROUP (\$1,000)</b>		
Grains, oilseeds, dry beans, and dry peas	2	(D)
Tobacco	-	-
Cotton and cottonseed	-	-
Vegetables, melons, potatoes and sweet potatoes	-	-
Fruits, tree nuts, and berries	1	(D)
Nursery, greenhouse, floriculture, and sod	1	(D)
Cut Christmas trees and short rotation woody crops	-	-
Other crops and hay	6	(D)
Poultry and eggs	5	(D)
Cattle and calves	26	666
Milk and other dairy products from cows	3	(D)
Hogs and pigs	2	(D)
Sheep, goats, and their products	7	9
Horses, ponies, mules, burros, and donkeys	6	116
Aquaculture	-	-
Other animals and other animal products	2	(D)
<b>TOP CROP ITEMS (acres)</b>		
Wheat for grain, all	2	(D)
Forage - land used for all hay and haylage, grass silage, and greenchop	14	1,640
Grapes	1	(D)
<b>TOP LIVESTOCK INVENTORY ITEMS (number)</b>		
Cattle and calves	26	4,910
Horses and ponies	41	353
Alpacas	4	(D)
Layers	3	80
Goats, all	7	46

### Operator Characteristics

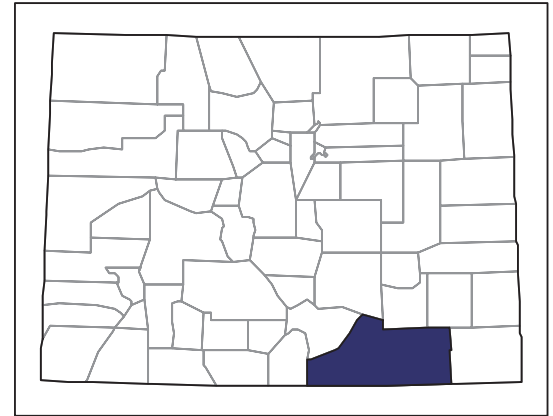
Item	Quantity
Primary occupation:	
Farming	33
Other	56
Days worked off farm:	
None	25
Any	64
Years on present farm:	
2 years or less	6
3 to 4 years	12
5 to 9 years	14
10 years or more	57
Age group:	
Under 45 years	18
45 to 64 years	38
65 years and over	33
Average age of principal operator (years)	57.2

### Economic Characteristics

Item	Quantity
Farms by value of sales:	
Less than \$1,000	50
\$1,000 to \$2,499	6
\$2,500 to \$4,999	4
\$5,000 to \$9,999	7
\$10,000 to \$49,999	15
\$50,000 to \$99,999	3
\$100,000 to \$249,999	3
\$250,000 to \$499,999	1
\$500,000 or more	-
Total farm production expenses (\$1,000)	2,539
Average per farm (\$)	28,533
Net cash farm income of operation (\$1,000)	-563
Average per farm (\$)	-6,330
Value of agricultural products sold directly to individuals for human consumption (\$1,000)	(D)
Total organic product sales (\$1,000)	-
Total income from farm-related sources, gross before taxes and expenses (\$1,000)	425

See "Census of Agriculture, Volume 1, Geographic Area Series" for complete footnotes, explanations, definitions, and methodology.  
(D) Cannot be disclosed. (Z) Less than half of the unit shown.

# 2007 CENSUS OF AGRICULTURE



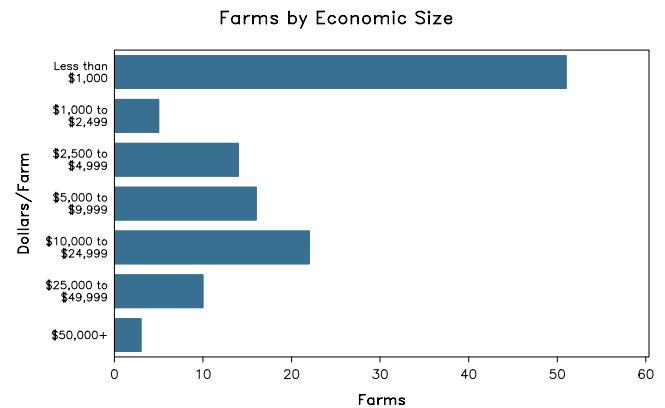
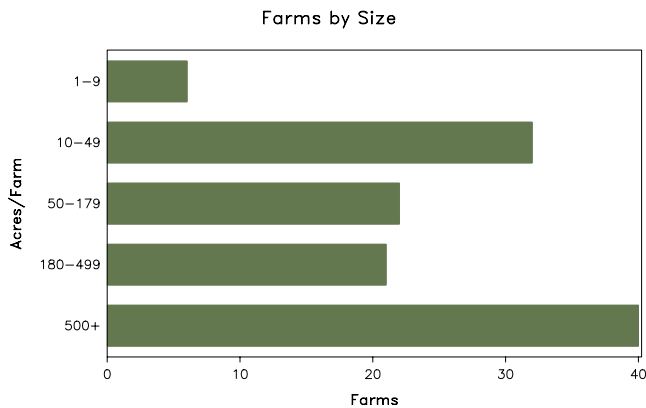
## Las Animas County – Colorado

### Farms with Spanish, Hispanic, or Latino Operators Compared with All Farms

	Spanish, Hispanic, or Latino Operators	All Farms
<b>Number of Farm Operators</b> <sup>1</sup>	147	918
<b>Number of Farms</b>	121	585
<b>Land in Farms</b>	168,551 acres	2,179,242 acres
<b>Average Size of Farm</b>	1,393 acres	3,725 acres
<b>Market Value of Products Sold</b>	\$1,775,000	\$25,397,000
Crop Sales	\$199,000	\$3,398,000
Livestock Sales	\$1,575,000	\$21,999,000
Average Per Farm	\$14,667	\$43,414
<b>Government Payments</b>	\$15,000	\$1,431,000
Average Per Farm Receiving Payments	\$861	\$9,290

See footnotes on reverse page.

### Farms with Spanish, Hispanic, or Latino Operators



United States Department of Agriculture  
National Agricultural Statistics Service

[www.agcensus.usda.gov](http://www.agcensus.usda.gov)

# 2007 CENSUS OF AGRICULTURE

## Las Animas County – Colorado Farms with Spanish, Hispanic, or Latino Operators

### Selected Highlights

Item	Farms	Quantity
<b>MARKET VALUE OF AGRICULTURAL PRODUCTS SOLD (\$1,000)</b>		
Total value of agricultural products sold	121	1,775
Value of crops including nursery and greenhouse	39	199
Value of livestock, poultry, and their products	60	1,575
<b>VALUE OF SALES BY COMMODITY GROUP (\$1,000)</b>		
Grains, oilseeds, dry beans, and dry peas	1	(D)
Tobacco	-	-
Cotton and cottonseed	-	-
Vegetables, melons, potatoes and sweet potatoes	-	-
Fruits, tree nuts, and berries	-	-
Nursery, greenhouse, floriculture, and sod	-	-
Cut Christmas trees and short rotation woody crops	-	-
Other crops and hay	38	(D)
Poultry and eggs	8	(D)
Cattle and calves	54	1,553
Milk and other dairy products from cows	-	-
Hogs and pigs	-	-
Sheep, goats, and their products	4	13
Horses, ponies, mules, burros, and donkeys	2	(D)
Aquaculture	-	-
Other animals and other animal products	-	-
<b>TOP CROP ITEMS (acres)</b>		
Forage - land used for all hay and haylage, grass silage, and greenchop	59	2,377
Wheat for grain, all	1	(D)
<b>TOP LIVESTOCK INVENTORY ITEMS (number)</b>		
Cattle and calves	63	3,647
Horses and ponies	36	171
Layers	8	120
Alpacas	3	(D)
Ducks	1	(D)

### Operator Characteristics

Item	Quantity
Primary occupation:	
Farming	58
Other	89
Days worked off farm:	
None	29
Any	118
Years on present farm:	
2 years or less	9
3 to 4 years	12
5 to 9 years	22
10 years or more	104
Age group:	
Under 45 years	14
45 to 64 years	78
65 years and over	55
Average age (years)	58.4

### Economic Characteristics

Item	Quantity
Farms by value of sales:	
Less than \$1,000	51
\$1,000 to \$2,499	5
\$2,500 to \$4,999	14
\$5,000 to \$9,999	16
\$10,000 to \$49,999	32
\$50,000 to \$99,999	1
\$100,000 to \$249,999	1
\$250,000 to \$499,999	-
\$500,000 or more	1
Total farm production expenses (\$1,000)	2,380
Average per farm (\$)	19,671
Net cash farm income of operation (\$1,000)	-528
Average per farm (\$)	-4,365
Value of agricultural products sold directly to individuals for human consumption (\$1,000)	(D)
Total organic product sales (\$1,000)	-
Total income from farm-related sources, gross before taxes and expenses (\$1,000)	62

See "Census of Agriculture, Volume 1, Geographic Area Series" for complete footnotes, explanations, definitions, and methodology.

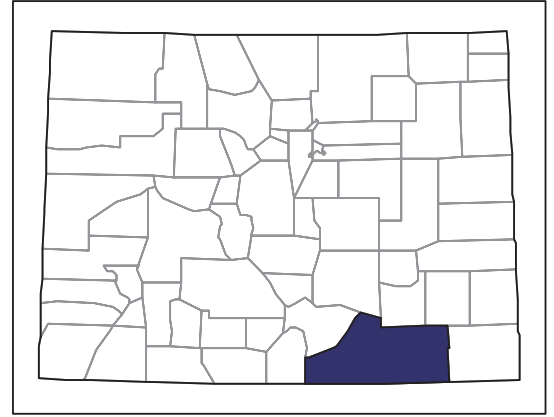
(D) Cannot be disclosed. (Z) Less than half of the unit shown.

<sup>1</sup> Data were collected for a maximum of three operators per farm.

# 2007 CENSUS OF AGRICULTURE

## Las Animas County – Colorado

### Farms with American Indian or Alaska Native Operators Compared with All Farms



Data are not available at this geographic level for farms with American Indian or Alaska Native operators.



United States Department of Agriculture  
National Agricultural Statistics Service

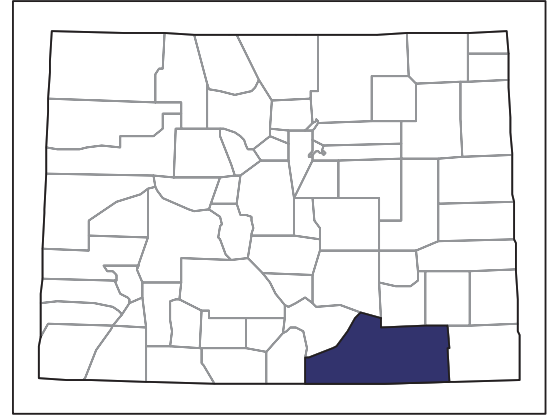
[www.agcensus.usda.gov](http://www.agcensus.usda.gov)



# 2007 CENSUS OF AGRICULTURE

Las Animas County – Colorado

Farms with Asian Operators  
Compared with All Farms



Data are not available at this geographic level for farms with Asian operators.



United States Department of Agriculture  
National Agricultural Statistics Service

[www.agcensus.usda.gov](http://www.agcensus.usda.gov)

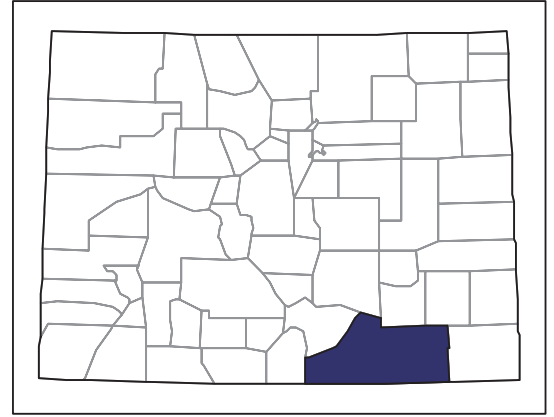




# 2007 CENSUS OF AGRICULTURE

Las Animas County – Colorado

Farms with Black or African American Operators Compared with All Farms



Data are not available at this geographic level for farms with Black or African American operators.



United States Department of Agriculture  
National Agricultural Statistics Service

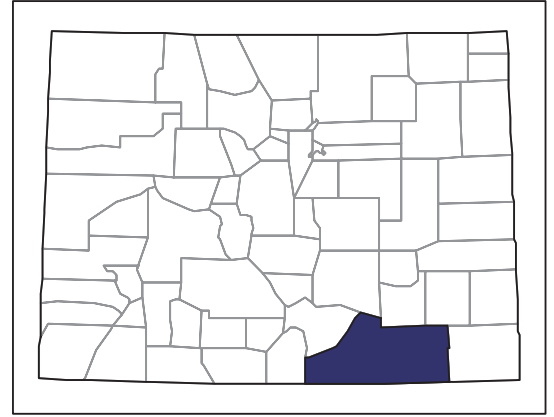
[www.agcensus.usda.gov](http://www.agcensus.usda.gov)



# 2007 CENSUS OF AGRICULTURE

## Las Animas County – Colorado

### Farms with Native Hawaiian or Other Pacific Islander Operators Compared with All Farms



Data are not available at this geographic level for farms with Native Hawaiian or Other Pacific Islander operators.



United States Department of Agriculture  
National Agricultural Statistics Service

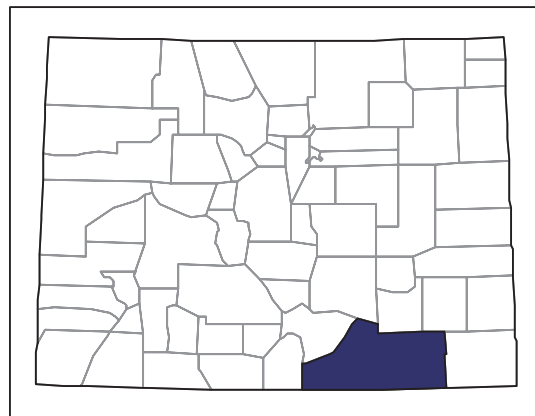
[www.agcensus.usda.gov](http://www.agcensus.usda.gov)



# 2007 CENSUS OF AGRICULTURE

Las Animas County – Colorado

Farms with White Operators  
Compared with All Farms



Data are not available at this geographic level for farms with White operators.



United States Department of Agriculture  
National Agricultural Statistics Service

[www.agcensus.usda.gov](http://www.agcensus.usda.gov)

