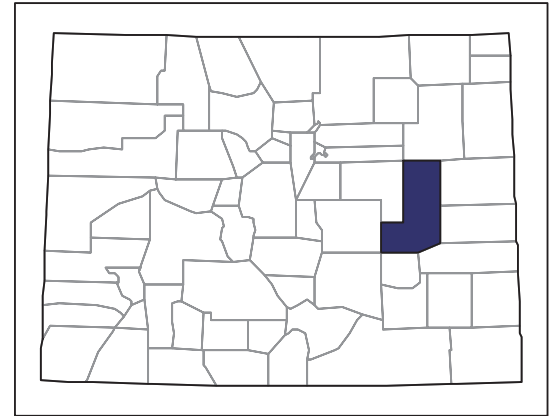


2007 CENSUS OF AGRICULTURE



Lincoln County – Colorado

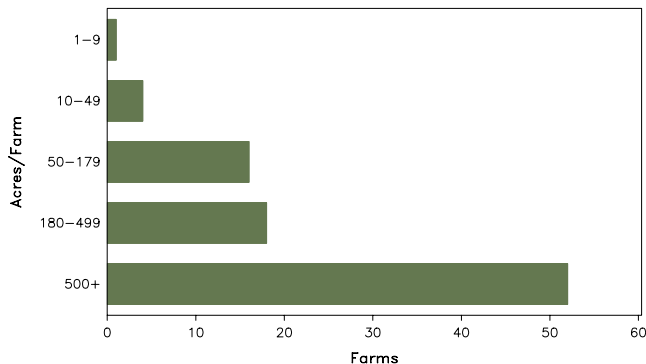
Farms with Women Principal Operators Compared with All Farms

	Women Principal Operators	All Farms
Number of Farms	91	542
Land in Farms	178,053 acres	1,400,054 acres
Average Size of Farm	1,957 acres	2,583 acres
Market Value of Products Sold	\$4,736,000	\$70,969,000
Crop Sales	\$3,353,000	\$42,685,000
Livestock Sales	\$1,383,000	\$28,284,000
Average Per Farm	\$52,049	\$130,939
Government Payments	\$1,103,000	\$8,037,000
Average Per Farm Receiving Payments	\$17,242	\$21,318

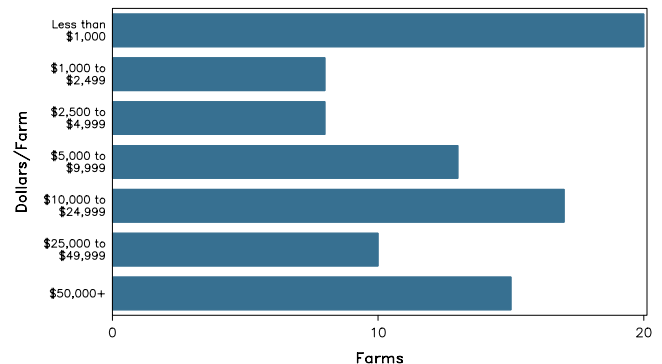
See footnotes on reverse page.

Farms with Women Principal Operators

Farms by Size



Farms by Economic Size



2007 CENSUS OF AGRICULTURE

Lincoln County – Colorado Farms with Women Principal Operators

Selected Highlights

Item	Farms	Quantity
MARKET VALUE OF AGRICULTURAL PRODUCTS SOLD (\$1,000)		
Total value of agricultural products sold	91	4,736
Value of crops including nursery and greenhouse	14	3,353
Value of livestock, poultry, and their products	21	1,383
VALUE OF SALES BY COMMODITY GROUP (\$1,000)		
Grains, oilseeds, dry beans, and dry peas	9	(D)
Tobacco	-	-
Cotton and cottonseed	-	-
Vegetables, melons, potatoes and sweet potatoes	-	-
Fruits, tree nuts, and berries	-	-
Nursery, greenhouse, floriculture, and sod	1	(D)
Cut Christmas trees and short rotation woody crops	-	-
Other crops and hay	5	(D)
Poultry and eggs	2	(D)
Cattle and calves	17	(D)
Milk and other dairy products from cows	-	-
Hogs and pigs	1	(D)
Sheep, goats, and their products	5	5
Horses, ponies, mules, burros, and donkeys	3	6
Aquaculture	-	-
Other animals and other animal products	-	-
TOP CROP ITEMS (acres)		
Wheat for grain, all	9	24,662
Forage - land used for all hay and haylage, grass silage, and greenchop	14	2,536
Sorghum for grain	3	2,422
Proso millet	2	(D)
Corn for grain	3	790
TOP LIVESTOCK INVENTORY ITEMS (number)		
Cattle and calves	28	3,623
Hogs and pigs	1	(D)
Horses and ponies	13	82
Goats, all	5	77
Layers	2	(D)

Operator Characteristics

Item	Quantity
Primary occupation:	
Farming	24
Other	67
Days worked off farm:	
None	43
Any	48
Years on present farm:	
2 years or less	4
3 to 4 years	9
5 to 9 years	12
10 years or more	66
Age group:	
Under 45 years	7
45 to 64 years	32
65 years and over	52
Average age of principal operator (years)	66.6

Economic Characteristics

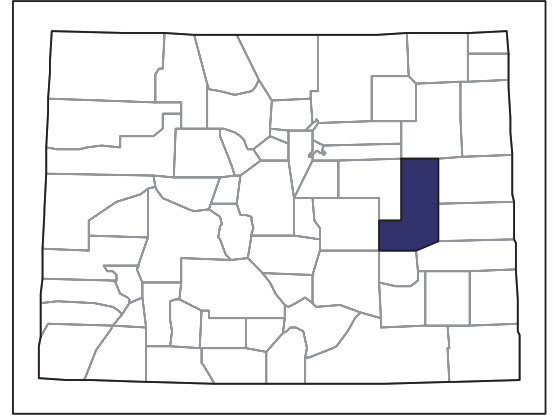
Item	Quantity
Farms by value of sales:	
Less than \$1,000	67
\$1,000 to \$2,499	4
\$2,500 to \$4,999	1
\$5,000 to \$9,999	2
\$10,000 to \$49,999	6
\$50,000 to \$99,999	1
\$100,000 to \$249,999	5
\$250,000 to \$499,999	3
\$500,000 or more	2
Total farm production expenses (\$1,000)	5,234
Average per farm (\$)	57,513
Net cash farm income of operation (\$1,000)	885
Average per farm (\$)	9,721
Value of agricultural products sold directly to individuals for human consumption (\$1,000)	(D)
Total organic product sales (\$1,000)	(D)
Total income from farm-related sources, gross before taxes and expenses (\$1,000)	278

See "Census of Agriculture, Volume 1, Geographic Area Series" for complete footnotes, explanations, definitions, and methodology.
(D) Cannot be disclosed. (Z) Less than half of the unit shown.

2007 CENSUS OF AGRICULTURE

Lincoln County – Colorado

Farms with Spanish, Hispanic, or Latino Operators Compared with All Farms



Data are not available at this geographic level for farms with Spanish, Hispanic, or Latino operators.



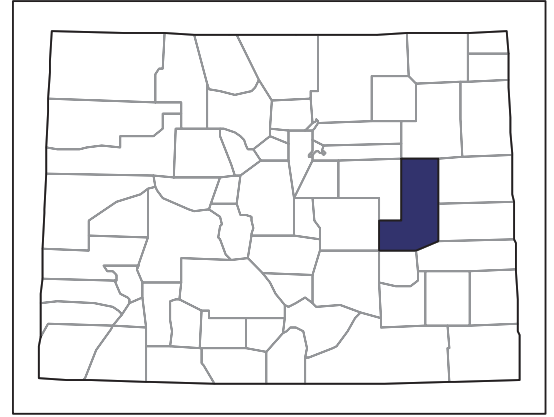
United States Department of Agriculture
National Agricultural Statistics Service

www.agcensus.usda.gov

2007 CENSUS OF AGRICULTURE

Lincoln County – Colorado

Farms with American Indian or Alaska Native Operators Compared with All Farms



Data are not available at this geographic level for farms with American Indian or Alaska Native operators.



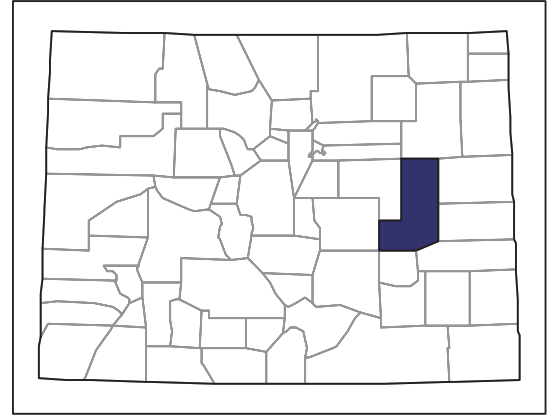
United States Department of Agriculture
National Agricultural Statistics Service

www.agcensus.usda.gov

2007 CENSUS *OF* AGRICULTURE

Lincoln County – Colorado

**Farms with Asian Operators
Compared with All Farms**



Data are not available at this geographic level for farms with Asian operators.



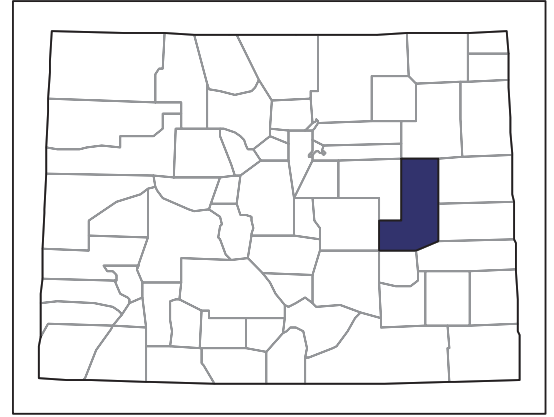
United States Department of Agriculture
National Agricultural Statistics Service

www.agcensus.usda.gov

2007 CENSUS OF AGRICULTURE

Lincoln County – Colorado

Farms with Black or African American Operators Compared with All Farms



Data are not available at this geographic level for farms with Black or African American operators.



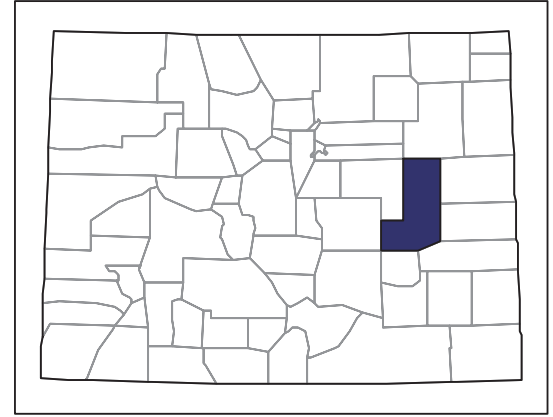
United States Department of Agriculture
National Agricultural Statistics Service

www.agcensus.usda.gov

2007 CENSUS *OF* AGRICULTURE

Lincoln County – Colorado

Farms with Native Hawaiian or Other Pacific Islander Operators Compared with All Farms



Data are not available at this geographic level for farms with Native Hawaiian or Other Pacific Islander operators.



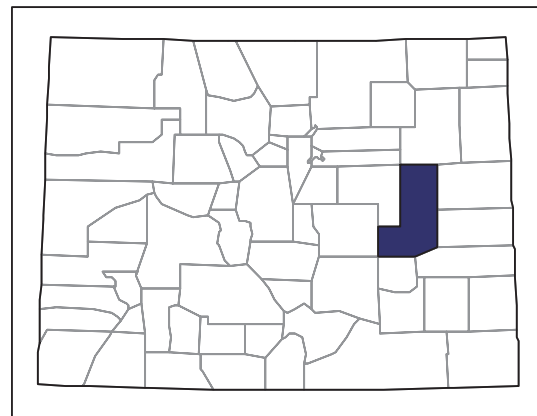
United States Department of Agriculture
National Agricultural Statistics Service

www.agcensus.usda.gov

2007 CENSUS OF AGRICULTURE

Lincoln County – Colorado

Farms with White Operators
Compared with All Farms



Data are not available at this geographic level for farms with White operators.



United States Department of Agriculture
National Agricultural Statistics Service

www.agcensus.usda.gov

