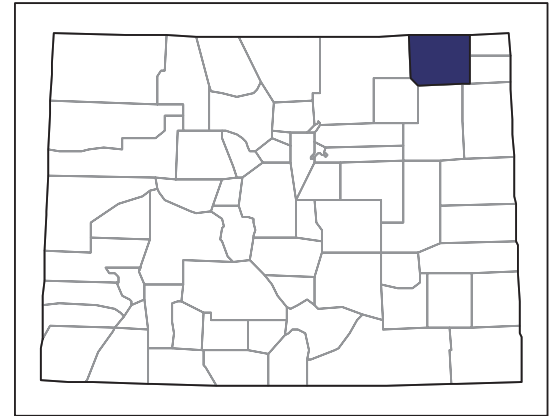


2007 CENSUS OF AGRICULTURE



Logan County – Colorado

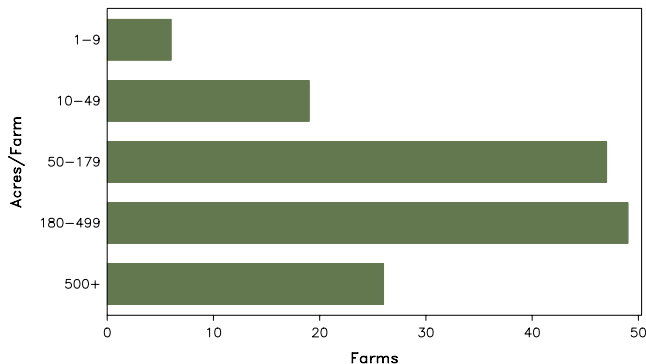
Farms with Women Principal Operators Compared with All Farms

	Women Principal Operators	All Farms
Number of Farms	147	1,035
Land in Farms	64,026 acres	1,132,299 acres
Average Size of Farm	436 acres	1,094 acres
Market Value of Products Sold	(D)	\$442,107,000
Crop Sales	(D)	\$79,401,000
Livestock Sales	(D)	\$362,706,000
Average Per Farm	(D)	\$427,157
Government Payments	\$1,222,000	\$9,604,000
Average Per Farm Receiving Payments	\$10,813	\$12,521

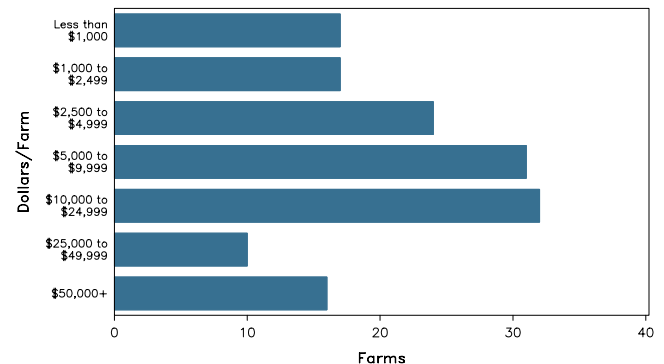
See footnotes on reverse page.

Farms with Women Principal Operators

Farms by Size



Farms by Economic Size



2007 CENSUS OF AGRICULTURE

Logan County – Colorado Farms with Women Principal Operators

Selected Highlights

Item	Farms	Quantity
MARKET VALUE OF AGRICULTURAL PRODUCTS SOLD (\$1,000)		
Total value of agricultural products sold	147	(D)
Value of crops including nursery and greenhouse	18	(D)
Value of livestock, poultry, and their products	38	(D)
VALUE OF SALES BY COMMODITY GROUP (\$1,000)		
Grains, oilseeds, dry beans, and dry peas	12	(D)
Tobacco	-	-
Cotton and cottonseed	-	-
Vegetables, melons, potatoes and sweet potatoes	-	-
Fruits, tree nuts, and berries	-	-
Nursery, greenhouse, floriculture, and sod	1	(D)
Cut Christmas trees and short rotation woody crops	-	-
Other crops and hay	7	499
Poultry and eggs	3	(D)
Cattle and calves	24	(D)
Milk and other dairy products from cows	1	(D)
Hogs and pigs	4	4
Sheep, goats, and their products	9	15
Horses, ponies, mules, burros, and donkeys	5	37
Aquaculture	-	-
Other animals and other animal products	5	451
TOP CROP ITEMS (acres)		
Wheat for grain, all	10	2,752
Forage - land used for all hay and haylage, grass silage, and greenchop	12	2,125
Corn for grain	4	1,570
Sunflower seed, all	1	(D)
Proso millet	3	262
TOP LIVESTOCK INVENTORY ITEMS (number)		
Cattle and calves	24	(D)
Horses and ponies	29	116
Goats, all	5	(D)
Layers	3	100
Hogs and pigs	4	77

Operator Characteristics

Item	Quantity
Primary occupation:	
Farming	31
Other	116
Days worked off farm:	
None	56
Any	91
Years on present farm:	
2 years or less	7
3 to 4 years	17
5 to 9 years	18
10 years or more	105
Age group:	
Under 45 years	16
45 to 64 years	79
65 years and over	52
Average age of principal operator (years)	60.2

Economic Characteristics

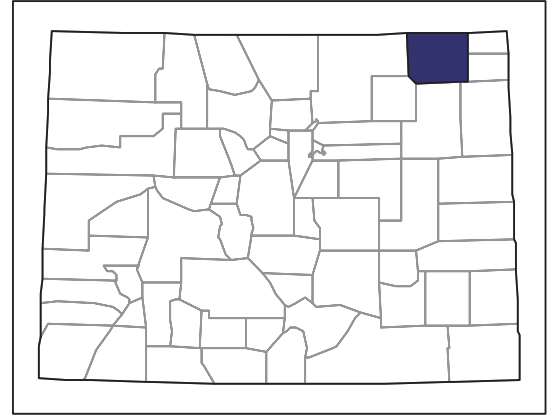
Item	Quantity
Farms by value of sales:	
Less than \$1,000	102
\$1,000 to \$2,499	7
\$2,500 to \$4,999	5
\$5,000 to \$9,999	5
\$10,000 to \$49,999	17
\$50,000 to \$99,999	3
\$100,000 to \$249,999	3
\$250,000 to \$499,999	2
\$500,000 or more	3
Total farm production expenses (\$1,000)	34,609
Average per farm (\$)	235,433
Net cash farm income of operation (\$1,000)	575
Average per farm (\$)	3,913
Value of agricultural products sold directly to individuals for human consumption (\$1,000)	17
Total organic product sales (\$1,000)	-
Total income from farm-related sources, gross before taxes and expenses (\$1,000)	433

See "Census of Agriculture, Volume 1, Geographic Area Series" for complete footnotes, explanations, definitions, and methodology.
(D) Cannot be disclosed. (Z) Less than half of the unit shown.

2007 CENSUS OF AGRICULTURE

Logan County – Colorado

Farms with Spanish, Hispanic, or Latino Operators Compared with All Farms



Data are not available at this geographic level for farms with Spanish, Hispanic, or Latino operators.



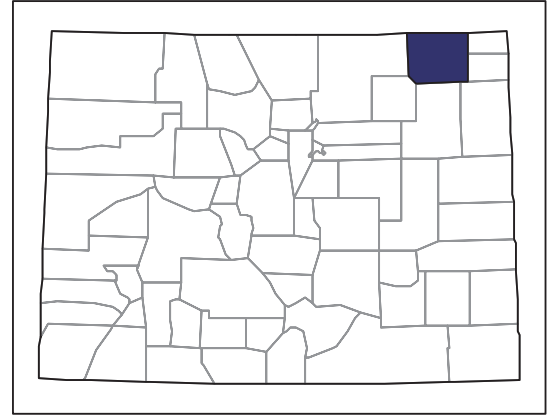
United States Department of Agriculture
National Agricultural Statistics Service

www.agcensus.usda.gov

2007 CENSUS OF AGRICULTURE

Logan County – Colorado

Farms with American Indian or Alaska Native Operators Compared with All Farms



Data are not available at this geographic level for farms with American Indian or Alaska Native operators.



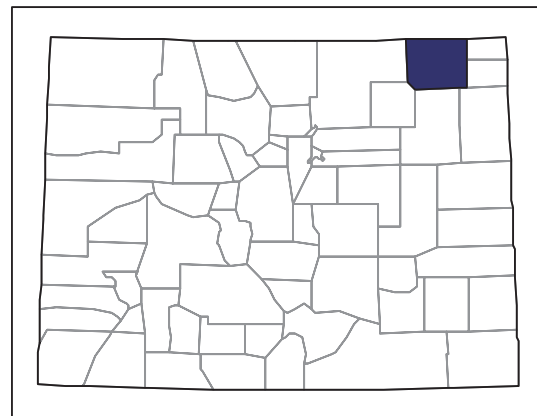
United States Department of Agriculture
National Agricultural Statistics Service

www.agcensus.usda.gov

2007 CENSUS OF AGRICULTURE

Logan County – Colorado

Farms with Asian Operators
Compared with All Farms



Data are not available at this geographic level for farms with Asian operators.



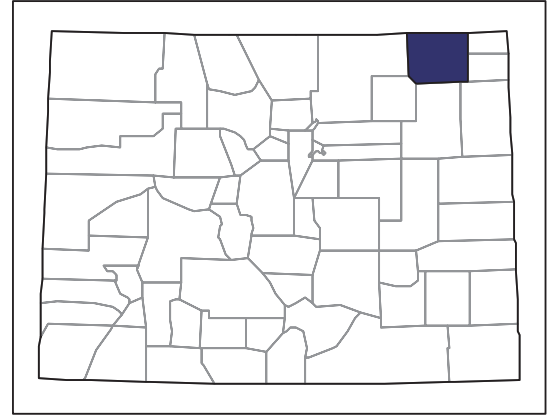
United States Department of Agriculture
National Agricultural Statistics Service

www.agcensus.usda.gov

2007 CENSUS OF AGRICULTURE

Logan County – Colorado

Farms with Black or African American Operators Compared with All Farms



Data are not available at this geographic level for farms with Black or African American operators.



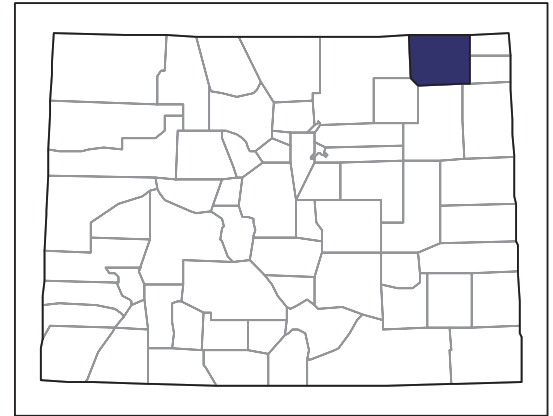
United States Department of Agriculture
National Agricultural Statistics Service

www.agcensus.usda.gov

2007 CENSUS OF AGRICULTURE

Logan County – Colorado

Farms with Native Hawaiian or Other Pacific Islander Operators Compared with All Farms



Data are not available at this geographic level for farms with Native Hawaiian or Other Pacific Islander operators.



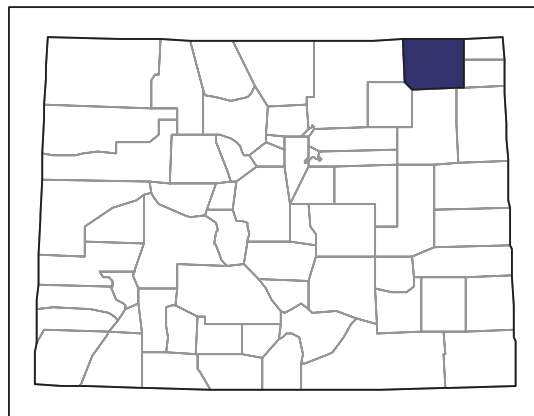
United States Department of Agriculture
National Agricultural Statistics Service

www.agcensus.usda.gov

2007 CENSUS OF AGRICULTURE

Logan County – Colorado

Farms with White Operators
Compared with All Farms



Data are not available at this geographic level for farms with White operators.



United States Department of Agriculture
National Agricultural Statistics Service

www.agcensus.usda.gov

