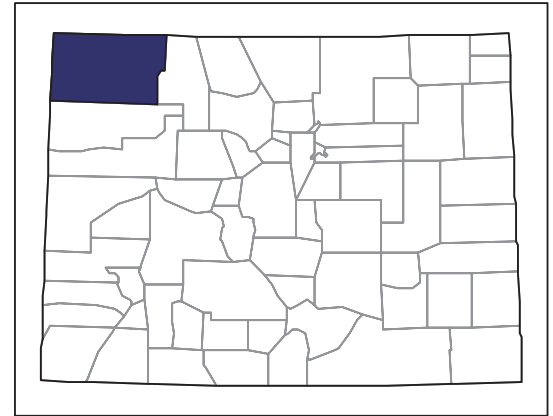


2007 CENSUS OF AGRICULTURE



Moffat County – Colorado

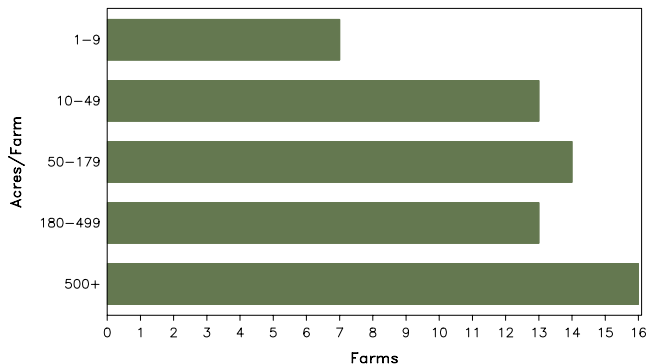
Farms with Women Principal Operators Compared with All Farms

	Women Principal Operators	All Farms
Number of Farms	63	503
Land in Farms	36,787 acres	836,564 acres
Average Size of Farm	584 acres	1,663 acres
Market Value of Products Sold	\$786,000	\$28,303,000
Crop Sales	\$344,000	\$3,740,000
Livestock Sales	\$443,000	\$24,564,000
Average Per Farm	\$12,483	\$56,269
Government Payments	\$135,000	\$1,749,000
Average Per Farm Receiving Payments	\$8,999	\$11,068

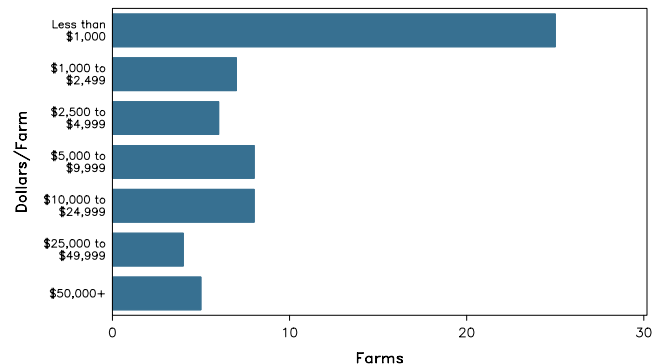
See footnotes on reverse page.

Farms with Women Principal Operators

Farms by Size



Farms by Economic Size



2007 CENSUS OF AGRICULTURE

Moffat County – Colorado Farms with Women Principal Operators

Selected Highlights

Item	Farms	Quantity
MARKET VALUE OF AGRICULTURAL PRODUCTS SOLD (\$1,000)		
Total value of agricultural products sold	63	786
Value of crops including nursery and greenhouse	15	344
Value of livestock, poultry, and their products	30	443
VALUE OF SALES BY COMMODITY GROUP (\$1,000)		
Grains, oilseeds, dry beans, and dry peas	-	-
Tobacco	-	-
Cotton and cottonseed	-	-
Vegetables, melons, potatoes and sweet potatoes	-	-
Fruits, tree nuts, and berries	-	-
Nursery, greenhouse, floriculture, and sod	-	-
Cut Christmas trees and short rotation woody crops	-	-
Other crops and hay	15	344
Poultry and eggs	9	(D)
Cattle and calves	17	293
Milk and other dairy products from cows	2	(D)
Hogs and pigs	6	44
Sheep, goats, and their products	10	(D)
Horses, ponies, mules, burros, and donkeys	6	19
Aquaculture	-	-
Other animals and other animal products	4	-
TOP CROP ITEMS (acres)		
Forage - land used for all hay and haylage, grass silage, and greenchop	23	2,690
TOP LIVESTOCK INVENTORY ITEMS (number)		
Sheep and lambs	9	979
Cattle and calves	20	627
Layers	8	467
Horses and ponies	35	246
Goats, all	3	(D)

Operator Characteristics

Item	Quantity
Primary occupation:	
Farming	20
Other	43
Days worked off farm:	
None	12
Any	51
Years on present farm:	
2 years or less	5
3 to 4 years	8
5 to 9 years	19
10 years or more	31
Age group:	
Under 45 years	9
45 to 64 years	34
65 years and over	20
Average age of principal operator (years)	55.2

Economic Characteristics

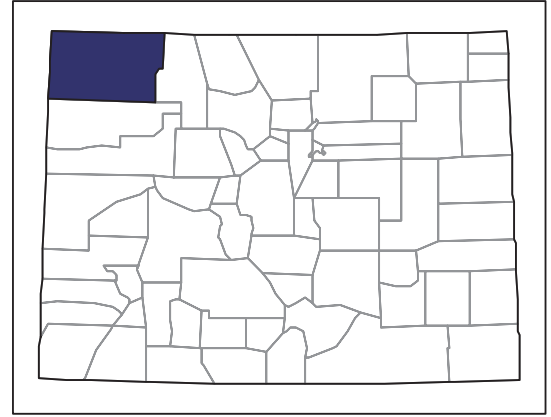
Item	Quantity
Farms by value of sales:	
Less than \$1,000	29
\$1,000 to \$2,499	8
\$2,500 to \$4,999	4
\$5,000 to \$9,999	6
\$10,000 to \$49,999	11
\$50,000 to \$99,999	3
\$100,000 to \$249,999	2
\$250,000 to \$499,999	-
\$500,000 or more	-
Total farm production expenses (\$1,000)	1,711
Average per farm (\$)	27,160
Net cash farm income of operation (\$1,000)	-677
Average per farm (\$)	-10,742
Value of agricultural products sold directly to individuals for human consumption (\$1,000)	2
Total organic product sales (\$1,000)	-
Total income from farm-related sources, gross before taxes and expenses (\$1,000)	113

See "Census of Agriculture, Volume 1, Geographic Area Series" for complete footnotes, explanations, definitions, and methodology.
(D) Cannot be disclosed. (Z) Less than half of the unit shown.

2007 CENSUS *OF* AGRICULTURE

Moffat County – Colorado

Farms with Spanish, Hispanic, or Latino Operators Compared with All Farms



Data are not available at this geographic level for farms with Spanish, Hispanic, or Latino operators.



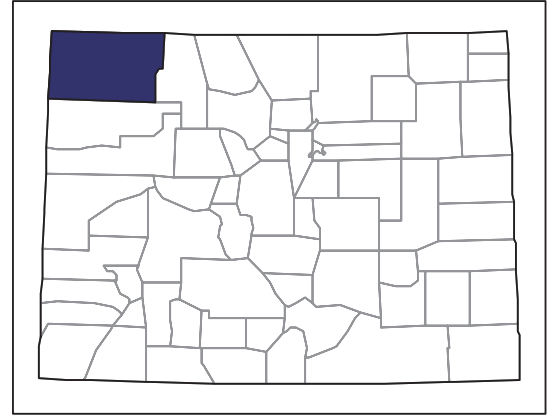
United States Department of Agriculture
National Agricultural Statistics Service

www.agcensus.usda.gov

2007 CENSUS OF AGRICULTURE

Moffat County – Colorado

Farms with American Indian or Alaska Native Operators Compared with All Farms



Data are not available at this geographic level for farms with American Indian or Alaska Native operators.



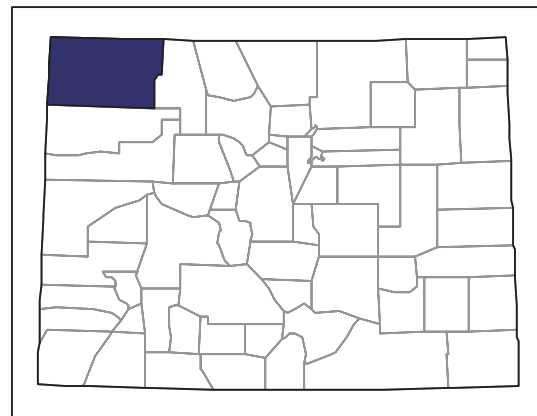
United States Department of Agriculture
National Agricultural Statistics Service

www.agcensus.usda.gov

2007 CENSUS OF AGRICULTURE

Moffat County – Colorado

**Farms with Asian Operators
Compared with All Farms**



Data are not available at this geographic level for farms with Asian operators.



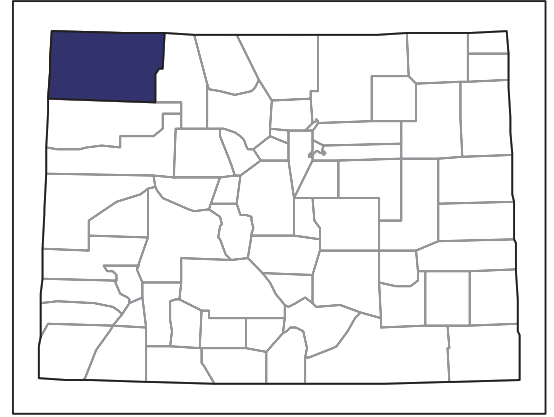
United States Department of Agriculture
National Agricultural Statistics Service

www.agcensus.usda.gov

2007 CENSUS *OF* AGRICULTURE

Moffat County – Colorado

**Farms with Black or African American
Operators Compared with All Farms**



Data are not available at this geographic level for farms with Black or African American operators.



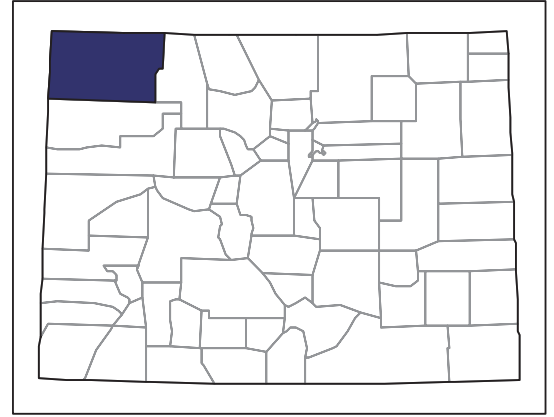
United States Department of Agriculture
National Agricultural Statistics Service

www.agcensus.usda.gov

2007 CENSUS *OF* AGRICULTURE

Moffat County – Colorado

**Farms with Native Hawaiian or Other
Pacific Islander Operators Compared
with All Farms**



Data are not available at this geographic level for farms with Native Hawaiian or Other Pacific Islander operators.



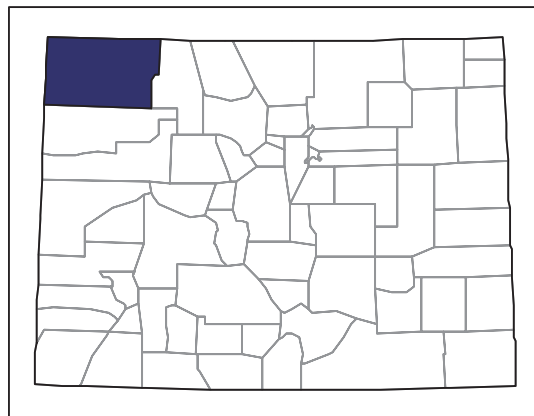
United States Department of Agriculture
National Agricultural Statistics Service

www.agcensus.usda.gov

2007 CENSUS *OF* AGRICULTURE

Moffat County – Colorado

**Farms with White Operators
Compared with All Farms**



Data are not available at this geographic level for farms with White operators.



United States Department of Agriculture
National Agricultural Statistics Service

www.agcensus.usda.gov

