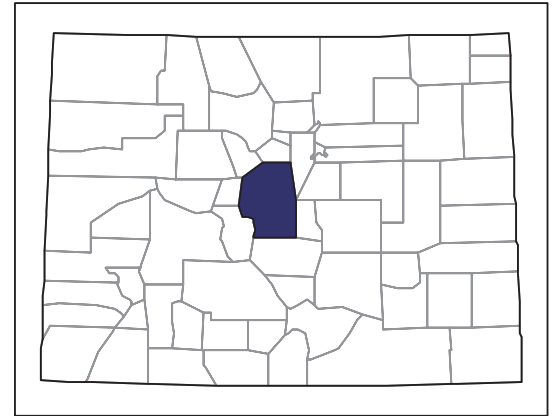


2007 CENSUS OF AGRICULTURE



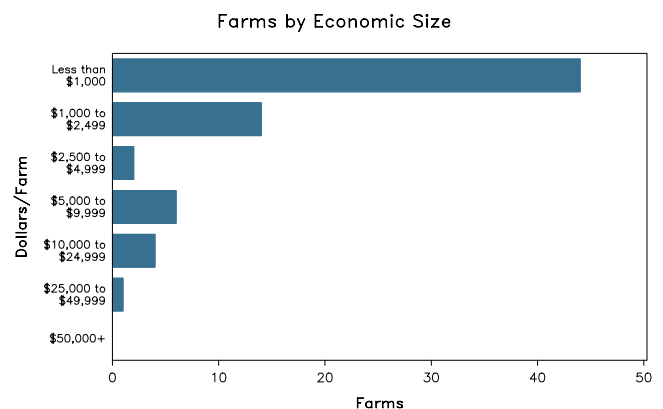
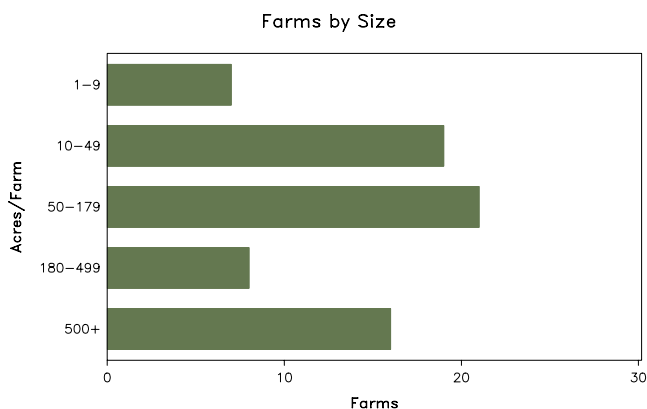
Park County – Colorado

Farms with Women Principal Operators Compared with All Farms

	Women Principal Operators	All Farms
Number of Farms	71	282
Land in Farms	59,751 acres	323,655 acres
Average Size of Farm	842 acres	1,148 acres
Market Value of Products Sold	\$149,000	\$5,262,000
Crop Sales	\$23,000	\$191,000
Livestock Sales	\$126,000	\$5,071,000
Average Per Farm	\$2,101	\$18,659
Government Payments	-	\$42,000
Average Per Farm Receiving Payments	-	\$4,234

See footnotes on reverse page.

Farms with Women Principal Operators



2007 CENSUS OF AGRICULTURE

Park County – Colorado Farms with Women Principal Operators

Selected Highlights

Item	Farms	Quantity
MARKET VALUE OF AGRICULTURAL PRODUCTS SOLD (\$1,000)		
Total value of agricultural products sold	71	149
Value of crops including nursery and greenhouse	9	23
Value of livestock, poultry, and their products	29	126
VALUE OF SALES BY COMMODITY GROUP (\$1,000)		
Grains, oilseeds, dry beans, and dry peas	-	-
Tobacco	-	-
Cotton and cottonseed	-	-
Vegetables, melons, potatoes and sweet potatoes	-	-
Fruits, tree nuts, and berries	-	-
Nursery, greenhouse, floriculture, and sod	-	-
Cut Christmas trees and short rotation woody crops	-	-
Other crops and hay	9	23
Poultry and eggs	4	(D)
Cattle and calves	13	57
Milk and other dairy products from cows	-	-
Hogs and pigs	1	(D)
Sheep, goats, and their products	7	(D)
Horses, ponies, mules, burros, and donkeys	15	(D)
Aquaculture	-	-
Other animals and other animal products	6	(D)
TOP CROP ITEMS (acres)		
Forage - land used for all hay and haylage, grass silage, and greenchop	12	486
TOP LIVESTOCK INVENTORY ITEMS (number)		
Llamas	11	580
Cattle and calves	24	351
Horses and ponies	49	304
Layers	4	142
Goats, all	11	137

Operator Characteristics

Item	Quantity
Primary occupation:	
Farming	32
Other	39
Days worked off farm:	
None	13
Any	58
Years on present farm:	
2 years or less	3
3 to 4 years	10
5 to 9 years	20
10 years or more	38
Age group:	
Under 45 years	13
45 to 64 years	44
65 years and over	14
Average age of principal operator (years)	54.7

Economic Characteristics

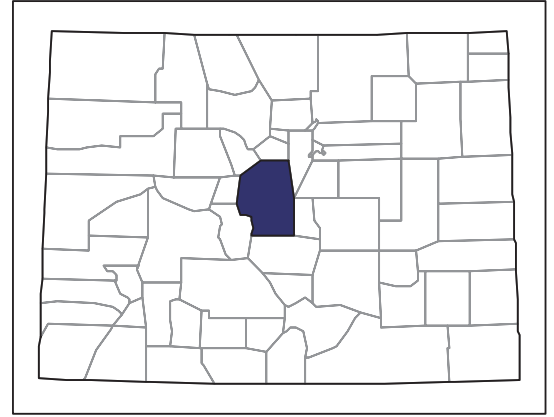
Item	Quantity
Farms by value of sales:	
Less than \$1,000	44
\$1,000 to \$2,499	14
\$2,500 to \$4,999	2
\$5,000 to \$9,999	6
\$10,000 to \$49,999	5
\$50,000 to \$99,999	-
\$100,000 to \$249,999	-
\$250,000 to \$499,999	-
\$500,000 or more	-
Total farm production expenses (\$1,000)	1,944
Average per farm (\$)	27,375
Net cash farm income of operation (\$1,000)	-1,530
Average per farm (\$)	-21,543
Value of agricultural products sold directly to individuals for human consumption (\$1,000)	18
Total organic product sales (\$1,000)	-
Total income from farm-related sources, gross before taxes and expenses (\$1,000)	265

See "Census of Agriculture, Volume 1, Geographic Area Series" for complete footnotes, explanations, definitions, and methodology.
(D) Cannot be disclosed. (Z) Less than half of the unit shown.

2007 CENSUS OF AGRICULTURE

Park County – Colorado

Farms with Spanish, Hispanic, or Latino Operators Compared with All Farms



Data are not available at this geographic level for farms with Spanish, Hispanic, or Latino operators.



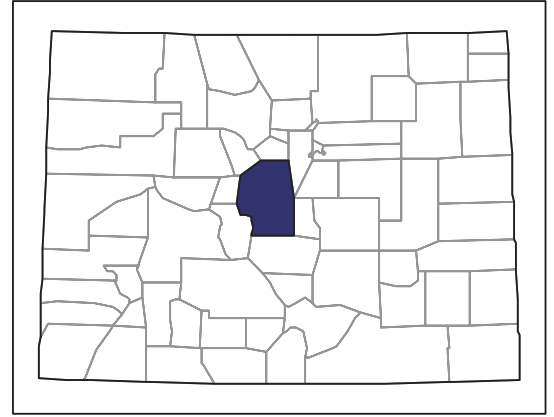
United States Department of Agriculture
National Agricultural Statistics Service

www.agcensus.usda.gov

2007 CENSUS *OF* AGRICULTURE

Park County – Colorado

**Farms with American Indian or Alaska
Native Operators Compared with All
Farms**



Data are not available at this geographic level for farms with American Indian or Alaska Native operators.



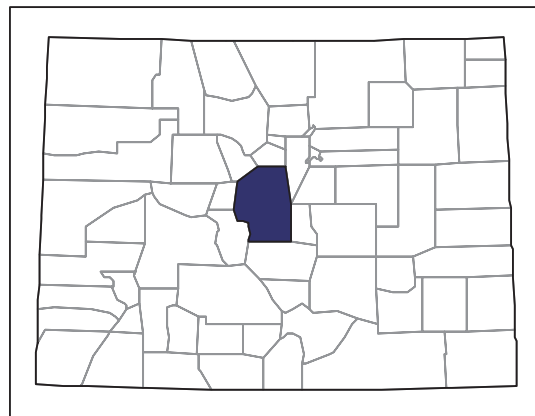
United States Department of Agriculture
National Agricultural Statistics Service

www.agcensus.usda.gov

2007 CENSUS OF AGRICULTURE

Park County – Colorado

Farms with Asian Operators
Compared with All Farms



Data are not available at this geographic level for farms with Asian operators.



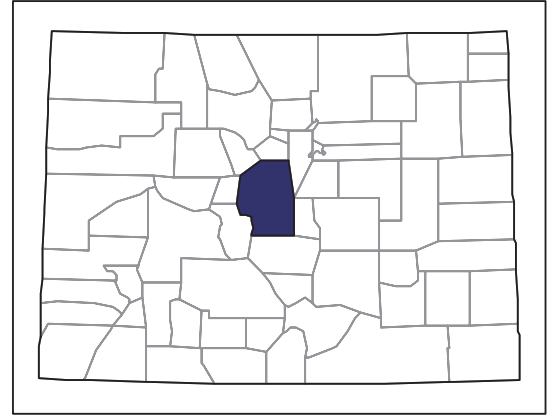
United States Department of Agriculture
National Agricultural Statistics Service

www.agcensus.usda.gov

2007 CENSUS *OF* AGRICULTURE

Park County – Colorado

**Farms with Black or African American
Operators Compared with All Farms**



Data are not available at this geographic level for farms with Black or African American operators.



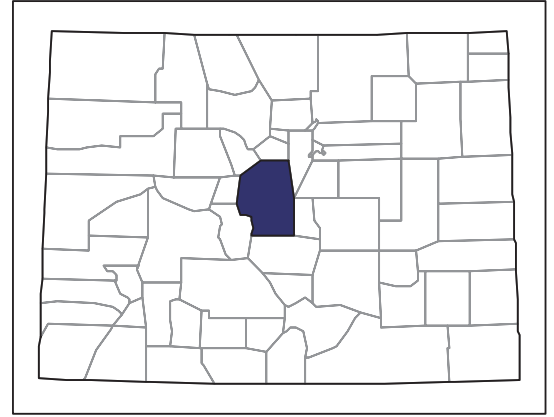
United States Department of Agriculture
National Agricultural Statistics Service

www.agcensus.usda.gov

2007 CENSUS *OF* AGRICULTURE

Park County – Colorado

Farms with Native Hawaiian or Other
Pacific Islander Operators Compared
with All Farms



Data are not available at this geographic level for farms with Native Hawaiian or Other Pacific Islander operators.



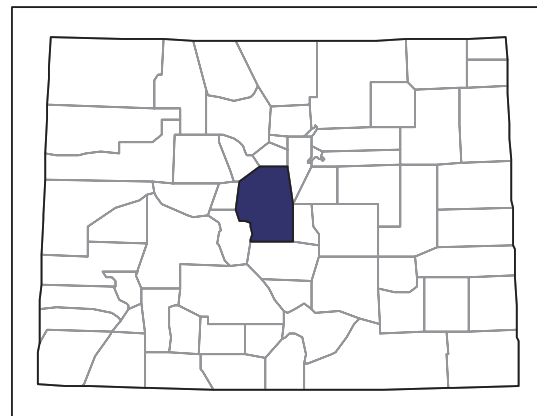
United States Department of Agriculture
National Agricultural Statistics Service

www.agcensus.usda.gov

2007 CENSUS *OF* AGRICULTURE

Park County – Colorado

**Farms with White Operators
Compared with All Farms**



Data are not available at this geographic level for farms with White operators.



United States Department of Agriculture
National Agricultural Statistics Service

www.agcensus.usda.gov

