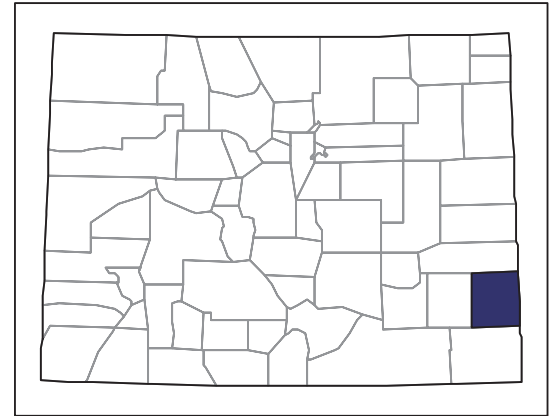


2007 CENSUS OF AGRICULTURE



Prowers County – Colorado

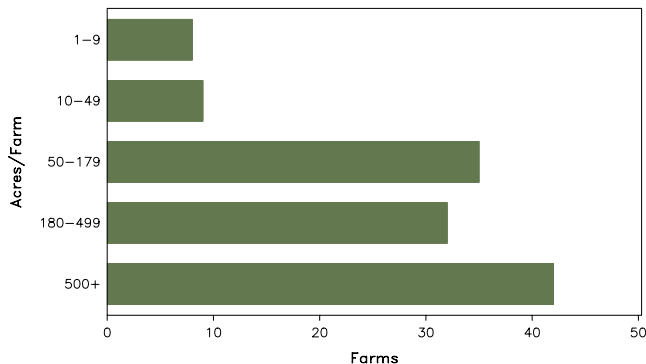
Farms with Women Principal Operators Compared with All Farms

	Women Principal Operators	All Farms
Number of Farms	126	636
Land in Farms	96,813 acres	1,037,336 acres
Average Size of Farm	768 acres	1,631 acres
Market Value of Products Sold	\$3,986,000	\$263,321,000
Crop Sales	\$3,624,000	\$82,147,000
Livestock Sales	\$362,000	\$181,174,000
Average Per Farm	\$31,636	\$414,027
Government Payments	\$1,123,000	\$7,499,000
Average Per Farm Receiving Payments	\$13,367	\$17,280

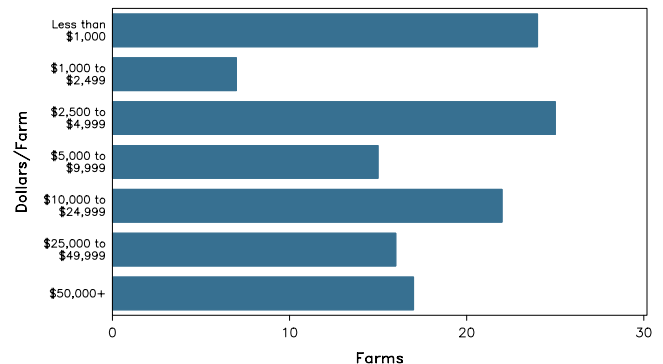
See footnotes on reverse page.

Farms with Women Principal Operators

Farms by Size



Farms by Economic Size



2007 CENSUS OF AGRICULTURE

Prowers County – Colorado Farms with Women Principal Operators

Selected Highlights

Item	Farms	Quantity
MARKET VALUE OF AGRICULTURAL PRODUCTS SOLD (\$1,000)		
Total value of agricultural products sold	126	3,986
Value of crops including nursery and greenhouse	23	3,624
Value of livestock, poultry, and their products	21	362
VALUE OF SALES BY COMMODITY GROUP (\$1,000)		
Grains, oilseeds, dry beans, and dry peas	15	(D)
Tobacco	-	-
Cotton and cottonseed	-	-
Vegetables, melons, potatoes and sweet potatoes	-	-
Fruits, tree nuts, and berries	-	-
Nursery, greenhouse, floriculture, and sod	-	-
Cut Christmas trees and short rotation woody crops	-	-
Other crops and hay	13	(D)
Poultry and eggs	3	(D)
Cattle and calves	14	244
Milk and other dairy products from cows	4	24
Hogs and pigs	2	(D)
Sheep, goats, and their products	3	12
Horses, ponies, mules, burros, and donkeys	4	73
Aquaculture	-	-
Other animals and other animal products	-	-
TOP CROP ITEMS (acres)		
Wheat for grain, all	13	5,826
Forage - land used for all hay and haylage, grass silage, and greenchop	17	4,088
Corn for grain	8	1,912
Corn for silage or greenchop	2	(D)
TOP LIVESTOCK INVENTORY ITEMS (number)		
Cattle and calves	24	1,347
Goats, all	8	573
Horses and ponies	28	310
Layers	6	103
Sheep and lambs	2	(D)

Operator Characteristics

Item	Quantity
Primary occupation:	
Farming	18
Other	108
Days worked off farm:	
None	56
Any	70
Years on present farm:	
2 years or less	2
3 to 4 years	5
5 to 9 years	26
10 years or more	93
Age group:	
Under 45 years	13
45 to 64 years	57
65 years and over	56
Average age of principal operator (years)	61.8

Economic Characteristics

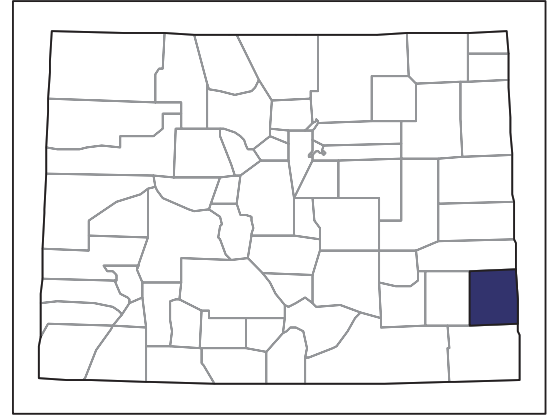
Item	Quantity
Farms by value of sales:	
Less than \$1,000	88
\$1,000 to \$2,499	-
\$2,500 to \$4,999	6
\$5,000 to \$9,999	4
\$10,000 to \$49,999	14
\$50,000 to \$99,999	7
\$100,000 to \$249,999	1
\$250,000 to \$499,999	4
\$500,000 or more	2
Total farm production expenses (\$1,000)	3,402
Average per farm (\$)	27,002
Net cash farm income of operation (\$1,000)	2,099
Average per farm (\$)	16,662
Value of agricultural products sold directly to individuals for human consumption (\$1,000)	(D)
Total organic product sales (\$1,000)	-
Total income from farm-related sources, gross before taxes and expenses (\$1,000)	393

See "Census of Agriculture, Volume 1, Geographic Area Series" for complete footnotes, explanations, definitions, and methodology.
(D) Cannot be disclosed. (Z) Less than half of the unit shown.

2007 CENSUS OF AGRICULTURE

Prowers County – Colorado

Farms with Spanish, Hispanic, or Latino Operators Compared with All Farms



Data are not available at this geographic level for farms with Spanish, Hispanic, or Latino operators.



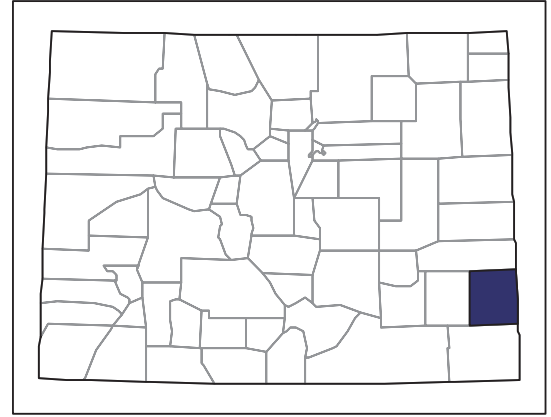
United States Department of Agriculture
National Agricultural Statistics Service

www.agcensus.usda.gov

2007 CENSUS OF AGRICULTURE

Prowers County – Colorado

Farms with American Indian or Alaska Native Operators Compared with All Farms



Data are not available at this geographic level for farms with American Indian or Alaska Native operators.



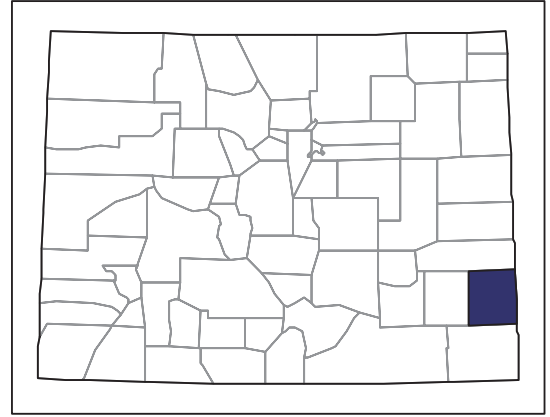
United States Department of Agriculture
National Agricultural Statistics Service

www.agcensus.usda.gov

2007 CENSUS OF AGRICULTURE

Prowers County – Colorado

**Farms with Asian Operators
Compared with All Farms**



Data are not available at this geographic level for farms with Asian operators.



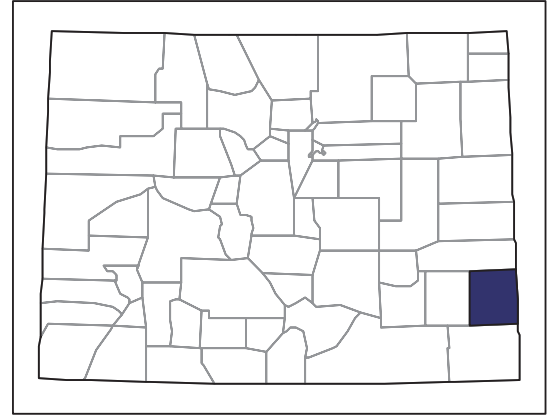
United States Department of Agriculture
National Agricultural Statistics Service

www.agcensus.usda.gov

2007 CENSUS OF AGRICULTURE

Prowers County – Colorado

Farms with Black or African American Operators Compared with All Farms



Data are not available at this geographic level for farms with Black or African American operators.



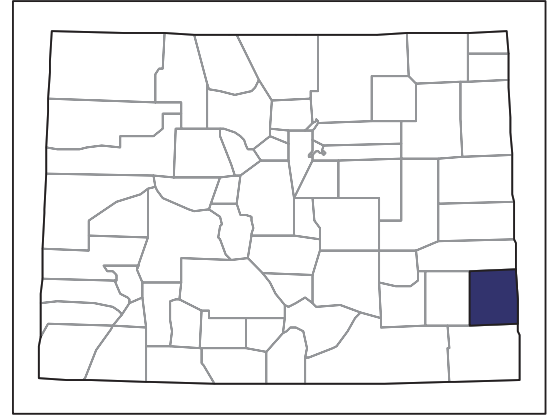
United States Department of Agriculture
National Agricultural Statistics Service

www.agcensus.usda.gov

2007 CENSUS OF AGRICULTURE

Prowers County – Colorado

Farms with Native Hawaiian or Other Pacific Islander Operators Compared with All Farms



Data are not available at this geographic level for farms with Native Hawaiian or Other Pacific Islander operators.



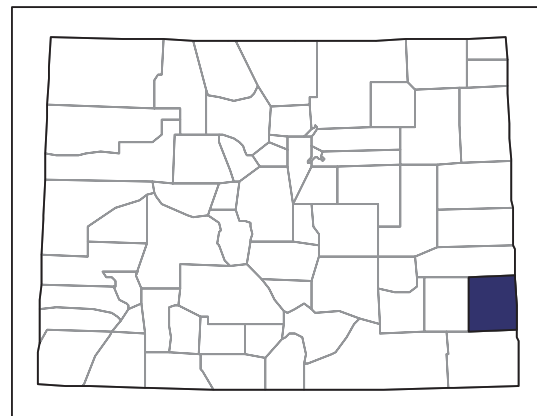
United States Department of Agriculture
National Agricultural Statistics Service

www.agcensus.usda.gov

2007 CENSUS *OF* AGRICULTURE

Prowers County – Colorado

**Farms with White Operators
Compared with All Farms**



Data are not available at this geographic level for farms with White operators.



United States Department of Agriculture
National Agricultural Statistics Service

www.agcensus.usda.gov

