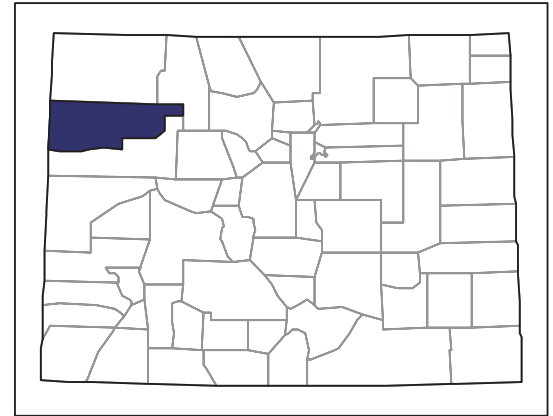


2007 CENSUS OF AGRICULTURE



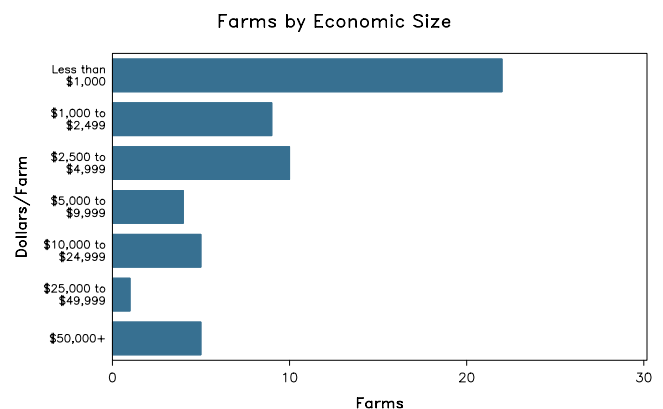
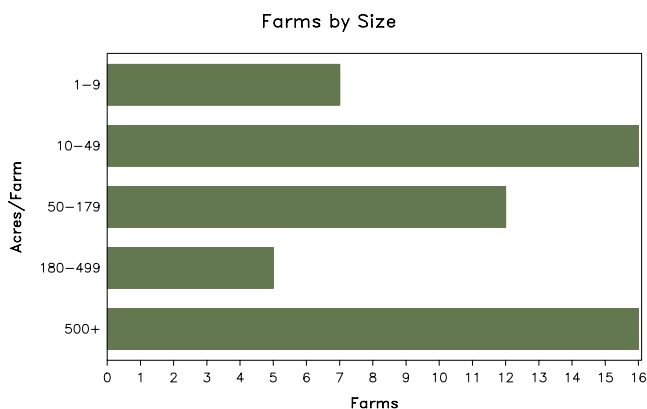
Rio Blanco County – Colorado

Farms with Women Principal Operators Compared with All Farms

	Women Principal Operators	All Farms
Number of Farms	56	285
Land in Farms	68,354 acres	386,577 acres
Average Size of Farm	1,221 acres	1,356 acres
Market Value of Products Sold	\$948,000	\$15,563,000
Crop Sales	\$35,000	\$1,669,000
Livestock Sales	\$913,000	\$13,894,000
Average Per Farm	\$16,922	\$54,607
Government Payments	\$51,000	\$573,000
Average Per Farm Receiving Payments	\$3,019	\$8,064

See footnotes on reverse page.

Farms with Women Principal Operators



2007 CENSUS OF AGRICULTURE

Rio Blanco County – Colorado Farms with Women Principal Operators

Selected Highlights

Item	Farms	Quantity
MARKET VALUE OF AGRICULTURAL PRODUCTS SOLD (\$1,000)		
Total value of agricultural products sold	56	948
Value of crops including nursery and greenhouse	7	35
Value of livestock, poultry, and their products	26	913
VALUE OF SALES BY COMMODITY GROUP (\$1,000)		
Grains, oilseeds, dry beans, and dry peas	1	(D)
Tobacco	-	-
Cotton and cottonseed	-	-
Vegetables, melons, potatoes and sweet potatoes	-	-
Fruits, tree nuts, and berries	-	-
Nursery, greenhouse, floriculture, and sod	-	-
Cut Christmas trees and short rotation woody crops	1	(D)
Other crops and hay	6	(D)
Poultry and eggs	1	(D)
Cattle and calves	12	829
Milk and other dairy products from cows	-	-
Hogs and pigs	4	(D)
Sheep, goats, and their products	9	17
Horses, ponies, mules, burros, and donkeys	9	52
Aquaculture	-	-
Other animals and other animal products	3	(D)
TOP CROP ITEMS (acres)		
Forage - land used for all hay and haylage, grass silage, and greenchop	22	2,530
Corn for silage or greenchop	1	(D)
Short-rotation woody crops	2	(D)
Apples	1	(D)
Cut Christmas trees	1	(D)
TOP LIVESTOCK INVENTORY ITEMS (number)		
Cattle and calves	14	1,956
Goats, all	6	(D)
Horses and ponies	30	273
Sheep and lambs	8	150
Hogs and pigs	3	(D)

Operator Characteristics

Item	Quantity
Primary occupation:	
Farming	21
Other	35
Days worked off farm:	
None	15
Any	41
Years on present farm:	
2 years or less	5
3 to 4 years	4
5 to 9 years	10
10 years or more	37
Age group:	
Under 45 years	6
45 to 64 years	30
65 years and over	20
Average age of principal operator (years)	60.1

Economic Characteristics

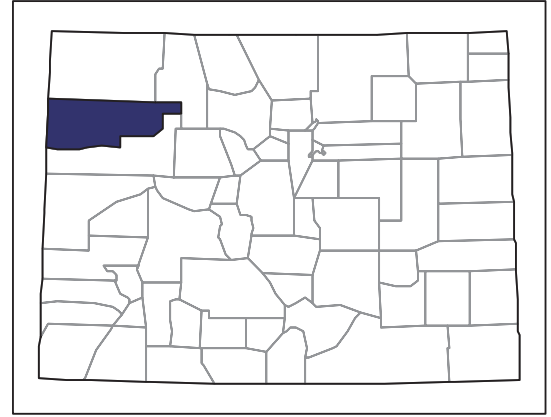
Item	Quantity
Farms by value of sales:	
Less than \$1,000	29
\$1,000 to \$2,499	7
\$2,500 to \$4,999	5
\$5,000 to \$9,999	5
\$10,000 to \$49,999	5
\$50,000 to \$99,999	2
\$100,000 to \$249,999	2
\$250,000 to \$499,999	1
\$500,000 or more	-
Total farm production expenses (\$1,000)	1,543
Average per farm (\$)	27,555
Net cash farm income of operation (\$1,000)	299
Average per farm (\$)	5,338
Value of agricultural products sold directly to individuals for human consumption (\$1,000)	(D)
Total organic product sales (\$1,000)	-
Total income from farm-related sources, gross before taxes and expenses (\$1,000)	(D)

See "Census of Agriculture, Volume 1, Geographic Area Series" for complete footnotes, explanations, definitions, and methodology.
(D) Cannot be disclosed. (Z) Less than half of the unit shown.

2007 CENSUS OF AGRICULTURE

Rio Blanco County – Colorado

Farms with Spanish, Hispanic, or Latino Operators Compared with All Farms



Data are not available at this geographic level for farms with Spanish, Hispanic, or Latino operators.



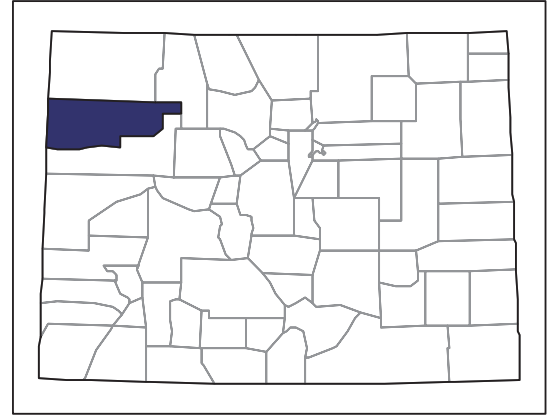
United States Department of Agriculture
National Agricultural Statistics Service

www.agcensus.usda.gov

2007 CENSUS OF AGRICULTURE

Rio Blanco County – Colorado

Farms with American Indian or Alaska Native Operators Compared with All Farms



Data are not available at this geographic level for farms with American Indian or Alaska Native operators.



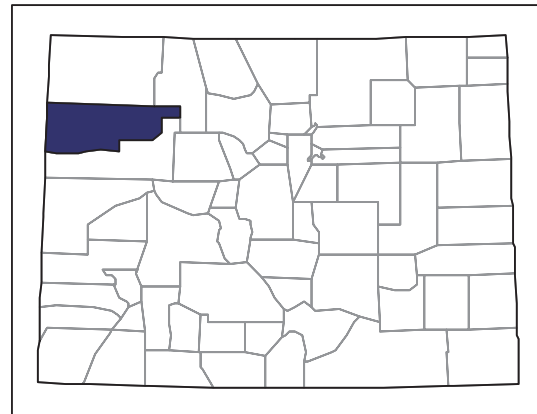
United States Department of Agriculture
National Agricultural Statistics Service

www.agcensus.usda.gov

2007 CENSUS OF AGRICULTURE

Rio Blanco County – Colorado

Farms with Asian Operators
Compared with All Farms



Data are not available at this geographic level for farms with Asian operators.



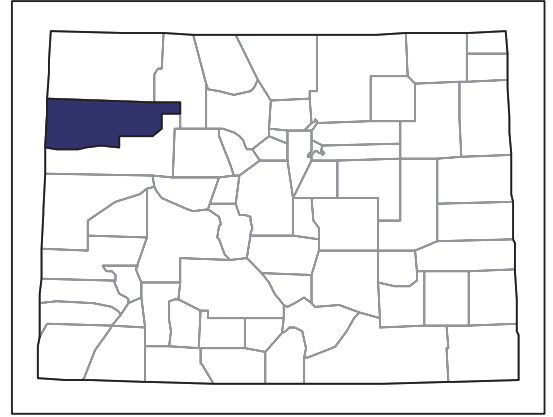
United States Department of Agriculture
National Agricultural Statistics Service

www.agcensus.usda.gov

2007 CENSUS *OF* **AGRICULTURE**

Rio Blanco County – Colorado

**Farms with Black or African American
Operators Compared with All Farms**



Data are not available at this geographic level for farms with Black or African American operators.



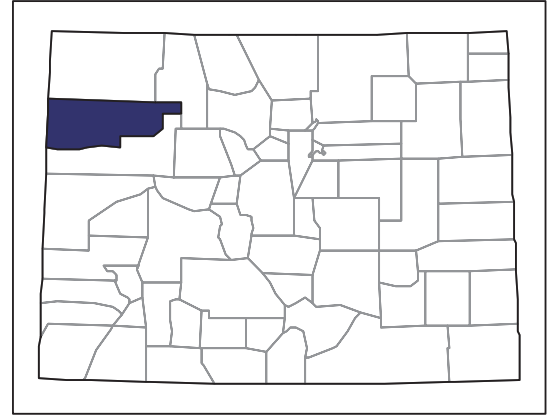
United States Department of Agriculture
National Agricultural Statistics Service

www.agcensus.usda.gov

2007 CENSUS *OF* AGRICULTURE

Rio Blanco County – Colorado

Farms with Native Hawaiian or Other Pacific Islander Operators Compared with All Farms



Data are not available at this geographic level for farms with Native Hawaiian or Other Pacific Islander operators.



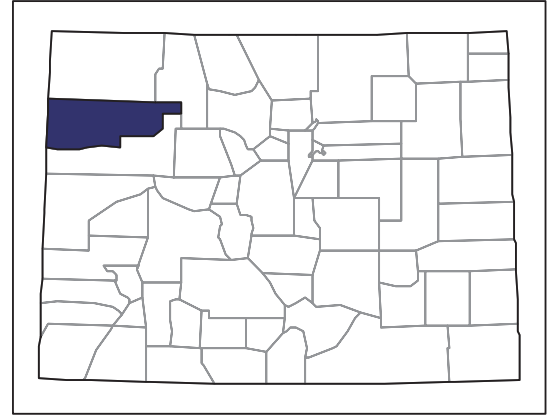
United States Department of Agriculture
National Agricultural Statistics Service

www.agcensus.usda.gov

2007 CENSUS OF AGRICULTURE

Rio Blanco County – Colorado

Farms with White Operators
Compared with All Farms



Data are not available at this geographic level for farms with White operators.



United States Department of Agriculture
National Agricultural Statistics Service

www.agcensus.usda.gov

