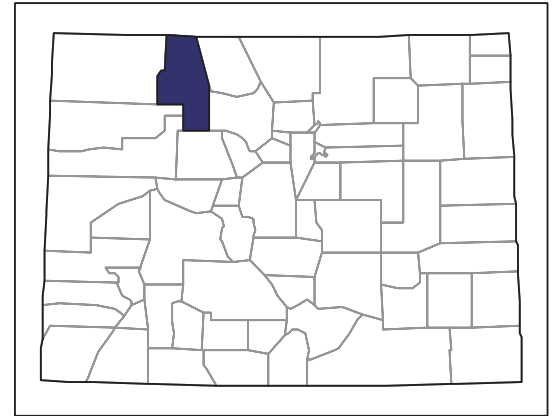


2007 CENSUS OF AGRICULTURE



Routt County – Colorado

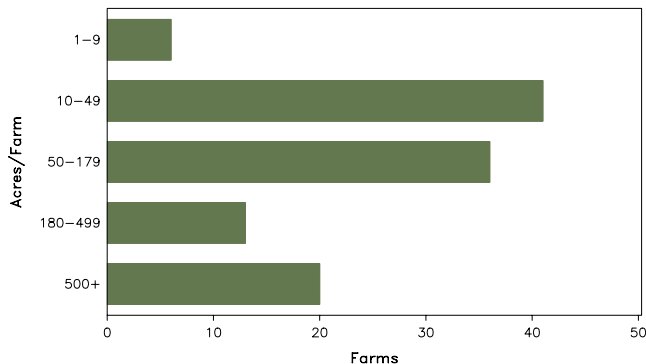
Farms with Women Principal Operators Compared with All Farms

	Women Principal Operators	All Farms
Number of Farms	116	610
Land in Farms	45,539 acres	533,014 acres
Average Size of Farm	393 acres	874 acres
Market Value of Products Sold	\$2,379,000	\$34,115,000
Crop Sales	\$394,000	\$4,655,000
Livestock Sales	\$1,985,000	\$29,460,000
Average Per Farm	\$20,509	\$55,926
Government Payments	\$344,000	\$1,072,000
Average Per Farm Receiving Payments	\$10,422	\$8,309

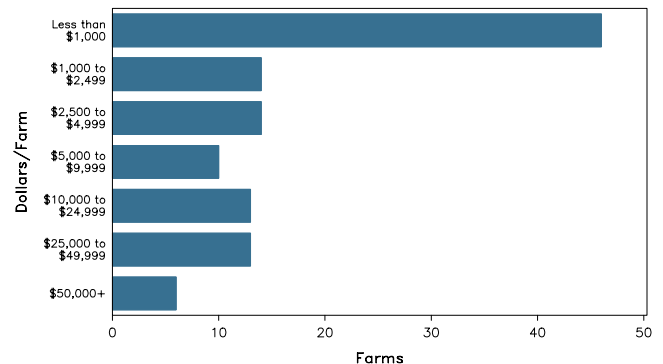
See footnotes on reverse page.

Farms with Women Principal Operators

Farms by Size



Farms by Economic Size



2007 CENSUS OF AGRICULTURE

Routt County – Colorado Farms with Women Principal Operators

Selected Highlights

Item	Farms	Quantity
MARKET VALUE OF AGRICULTURAL PRODUCTS SOLD (\$1,000)		
Total value of agricultural products sold	116	2,379
Value of crops including nursery and greenhouse	39	394
Value of livestock, poultry, and their products	44	1,985
VALUE OF SALES BY COMMODITY GROUP (\$1,000)		
Grains, oilseeds, dry beans, and dry peas	-	-
Tobacco	-	-
Cotton and cottonseed	-	-
Vegetables, melons, potatoes and sweet potatoes	1	(D)
Fruits, tree nuts, and berries	-	-
Nursery, greenhouse, floriculture, and sod	1	(D)
Cut Christmas trees and short rotation woody crops	1	(D)
Other crops and hay	37	390
Poultry and eggs	6	2
Cattle and calves	21	1,900
Milk and other dairy products from cows	1	(D)
Hogs and pigs	5	(D)
Sheep, goats, and their products	7	5
Horses, ponies, mules, burros, and donkeys	13	(D)
Aquaculture	-	-
Other animals and other animal products	5	16
TOP CROP ITEMS (acres)		
Forage - land used for all hay and haylage, grass silage, and greenchop	58	3,929
Cut Christmas trees	1	(D)
Vegetables harvested for sale	1	(D)
Kale	1	(D)
Rhubarb	1	(D)
TOP LIVESTOCK INVENTORY ITEMS (number)		
Cattle and calves	26	1,495
Horses and ponies	63	530
Sheep and lambs	7	101
Layers	6	77
Alpacas	4	(D)

Operator Characteristics

Item	Quantity
Primary occupation:	
Farming	33
Other	83
Days worked off farm:	
None	26
Any	90
Years on present farm:	
2 years or less	5
3 to 4 years	6
5 to 9 years	12
10 years or more	93
Age group:	
Under 45 years	14
45 to 64 years	71
65 years and over	31
Average age of principal operator (years)	57.8

Economic Characteristics

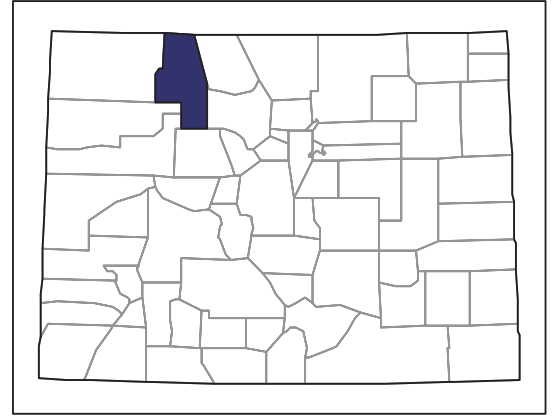
Item	Quantity
Farms by value of sales:	
Less than \$1,000	63
\$1,000 to \$2,499	13
\$2,500 to \$4,999	9
\$5,000 to \$9,999	9
\$10,000 to \$49,999	16
\$50,000 to \$99,999	2
\$100,000 to \$249,999	2
\$250,000 to \$499,999	1
\$500,000 or more	1
Total farm production expenses (\$1,000)	3,460
Average per farm (\$)	29,829
Net cash farm income of operation (\$1,000)	-586
Average per farm (\$)	-5,050
Value of agricultural products sold directly to individuals for human consumption (\$1,000)	5
Total organic product sales (\$1,000)	(D)
Total income from farm-related sources, gross before taxes and expenses (\$1,000)	151

See "Census of Agriculture, Volume 1, Geographic Area Series" for complete footnotes, explanations, definitions, and methodology.
(D) Cannot be disclosed. (Z) Less than half of the unit shown.

2007 CENSUS OF AGRICULTURE

Routt County – Colorado

Farms with Spanish, Hispanic, or Latino Operators Compared with All Farms



Data are not available at this geographic level for farms with Spanish, Hispanic, or Latino operators.



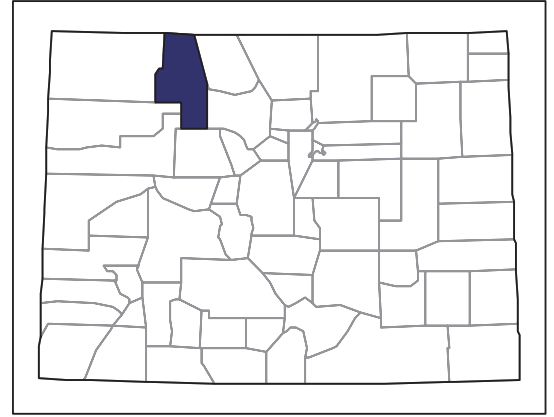
United States Department of Agriculture
National Agricultural Statistics Service

www.agcensus.usda.gov

2007 CENSUS *OF* AGRICULTURE

Routt County – Colorado

Farms with American Indian or Alaska Native Operators Compared with All Farms



Data are not available at this geographic level for farms with American Indian or Alaska Native operators.



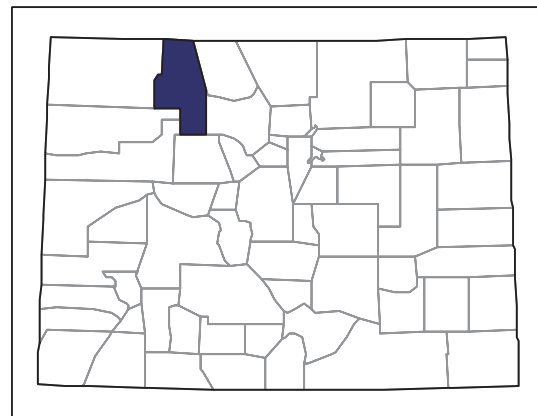
United States Department of Agriculture
National Agricultural Statistics Service

www.agcensus.usda.gov

2007 CENSUS *OF* AGRICULTURE

Routt County – Colorado

**Farms with Asian Operators
Compared with All Farms**



Data are not available at this geographic level for farms with Asian operators.



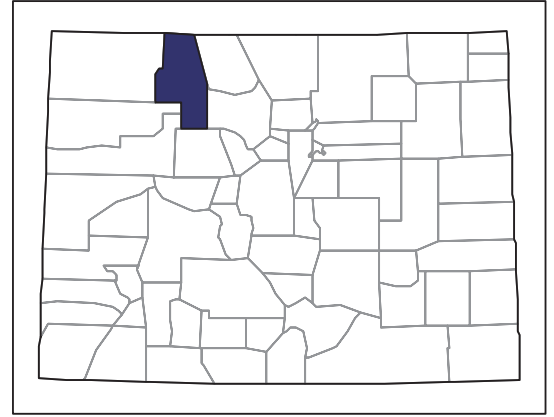
United States Department of Agriculture
National Agricultural Statistics Service

www.agcensus.usda.gov

2007 CENSUS *OF* AGRICULTURE

Routt County – Colorado

Farms with Black or African American Operators Compared with All Farms



Data are not available at this geographic level for farms with Black or African American operators.



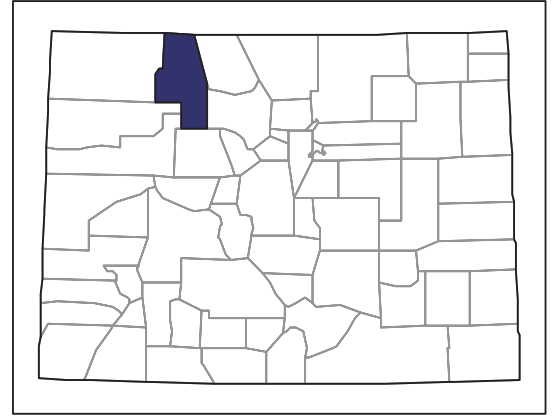
United States Department of Agriculture
National Agricultural Statistics Service

www.agcensus.usda.gov

2007 CENSUS OF AGRICULTURE

Routt County – Colorado

Farms with Native Hawaiian or Other Pacific Islander Operators Compared with All Farms



Data are not available at this geographic level for farms with Native Hawaiian or Other Pacific Islander operators.



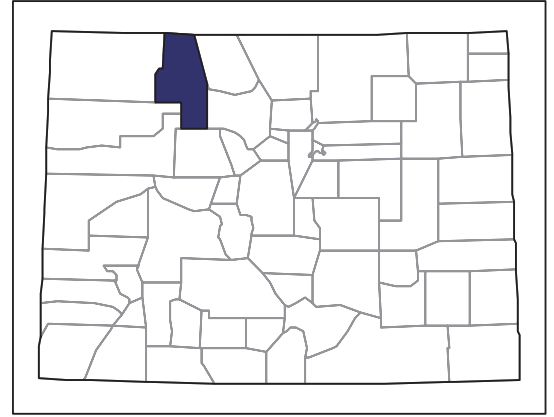
United States Department of Agriculture
National Agricultural Statistics Service

www.agcensus.usda.gov

2007 CENSUS OF AGRICULTURE

Routt County – Colorado

**Farms with White Operators
Compared with All Farms**



Data are not available at this geographic level for farms with White operators.



United States Department of Agriculture
National Agricultural Statistics Service

www.agcensus.usda.gov

