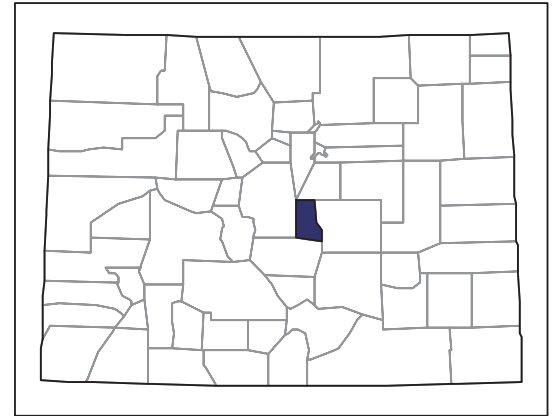


2007 CENSUS OF AGRICULTURE



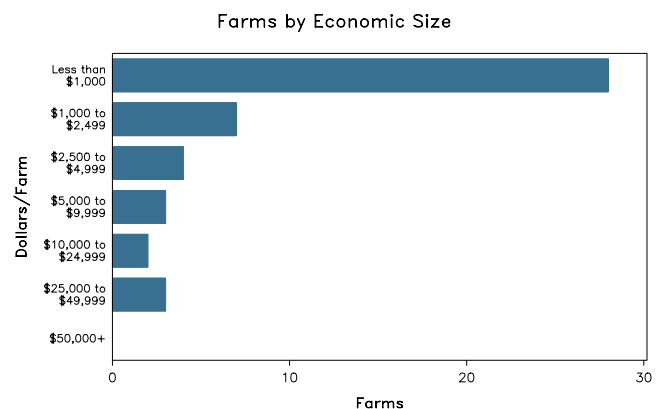
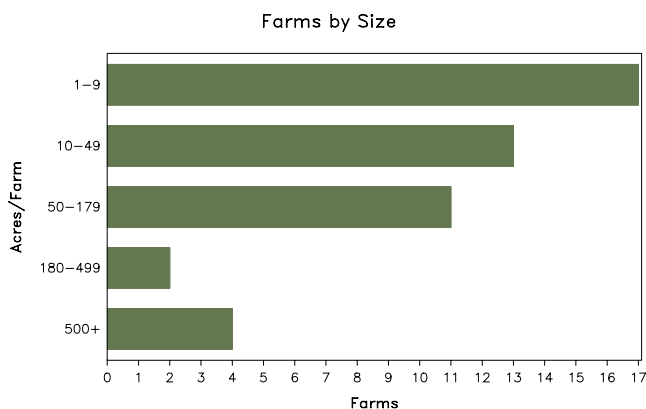
Teller County – Colorado

Farms with Women Principal Operators Compared with All Farms

	Women Principal Operators	All Farms
Number of Farms	47	126
Land in Farms	8,986 acres	73,219 acres
Average Size of Farm	191 acres	581 acres
Market Value of Products Sold	\$171,000	\$1,069,000
Crop Sales	\$9,000	\$50,000
Livestock Sales	\$162,000	\$1,019,000
Average Per Farm	\$3,646	\$8,485
Government Payments	-	(D)
Average Per Farm Receiving Payments	-	(D)

See footnotes on reverse page.

Farms with Women Principal Operators



2007 CENSUS OF AGRICULTURE

Teller County – Colorado Farms with Women Principal Operators

Selected Highlights

Item	Farms	Quantity
MARKET VALUE OF AGRICULTURAL PRODUCTS SOLD (\$1,000)		
Total value of agricultural products sold	47	171
Value of crops including nursery and greenhouse	6	9
Value of livestock, poultry, and their products	18	162
VALUE OF SALES BY COMMODITY GROUP (\$1,000)		
Grains, oilseeds, dry beans, and dry peas	-	-
Tobacco	-	-
Cotton and cottonseed	-	-
Vegetables, melons, potatoes and sweet potatoes	2	(D)
Fruits, tree nuts, and berries	-	-
Nursery, greenhouse, floriculture, and sod	1	(D)
Cut Christmas trees and short rotation woody crops	1	(D)
Other crops and hay	2	(D)
Poultry and eggs	2	(D)
Cattle and calves	7	43
Milk and other dairy products from cows	1	(D)
Hogs and pigs	-	-
Sheep, goats, and their products	6	4
Horses, ponies, mules, burros, and donkeys	1	(D)
Aquaculture	-	-
Other animals and other animal products	6	(D)
TOP CROP ITEMS (acres)		
Forage - land used for all hay and haylage, grass silage, and greenchop	2	(D)
Cut Christmas trees	1	(D)
Vegetables harvested for sale	2	(D)
Land in berries	1	(D)
Pumpkins	1	(D)
TOP LIVESTOCK INVENTORY ITEMS (number)		
Llamas	14	735
Horses and ponies	32	159
Cattle and calves	6	88
Goats, all	9	(D)
Layers	7	63

Operator Characteristics

Item	Quantity
Primary occupation:	
Farming	12
Other	35
Days worked off farm:	
None	13
Any	34
Years on present farm:	
2 years or less	1
3 to 4 years	1
5 to 9 years	7
10 years or more	38
Age group:	
Under 45 years	5
45 to 64 years	35
65 years and over	7
Average age of principal operator (years)	57.1

Economic Characteristics

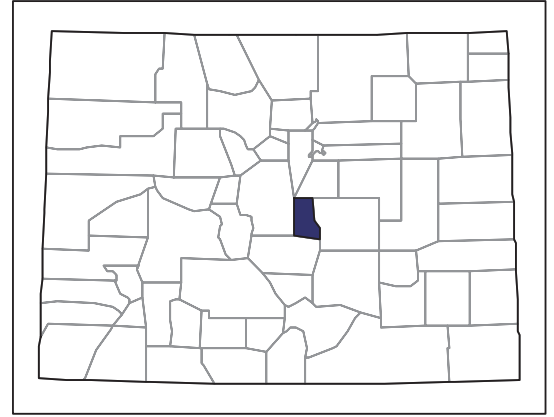
Item	Quantity
Farms by value of sales:	
Less than \$1,000	28
\$1,000 to \$2,499	7
\$2,500 to \$4,999	4
\$5,000 to \$9,999	3
\$10,000 to \$49,999	5
\$50,000 to \$99,999	-
\$100,000 to \$249,999	-
\$250,000 to \$499,999	-
\$500,000 or more	-
Total farm production expenses (\$1,000)	615
Average per farm (\$)	13,094
Net cash farm income of operation (\$1,000)	-308
Average per farm (\$)	-6,556
Value of agricultural products sold directly to individuals for human consumption (\$1,000)	18
Total organic product sales (\$1,000)	-
Total income from farm-related sources, gross before taxes and expenses (\$1,000)	(D)

See "Census of Agriculture, Volume 1, Geographic Area Series" for complete footnotes, explanations, definitions, and methodology.
(D) Cannot be disclosed. (Z) Less than half of the unit shown.

2007 CENSUS OF AGRICULTURE

Teller County – Colorado

Farms with Spanish, Hispanic, or Latino Operators Compared with All Farms



Data are not available at this geographic level for farms with Spanish, Hispanic, or Latino operators.



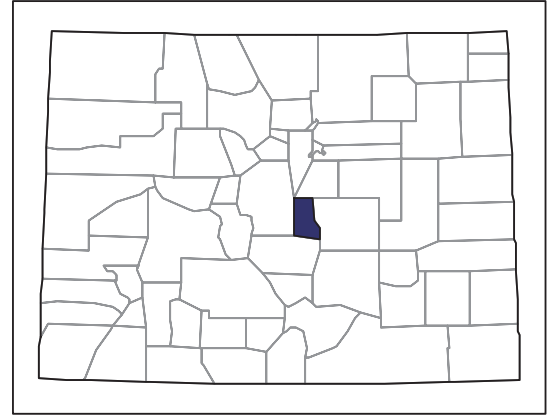
United States Department of Agriculture
National Agricultural Statistics Service

www.agcensus.usda.gov

2007 CENSUS OF AGRICULTURE

Teller County – Colorado

Farms with American Indian or Alaska Native Operators Compared with All Farms



Data are not available at this geographic level for farms with American Indian or Alaska Native operators.



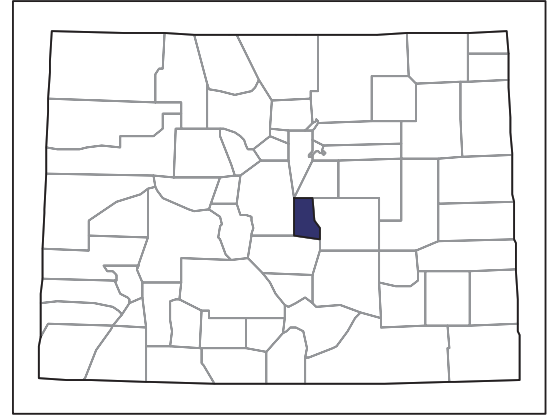
United States Department of Agriculture
National Agricultural Statistics Service

www.agcensus.usda.gov

2007 CENSUS *OF* AGRICULTURE

Teller County – Colorado

**Farms with Asian Operators
Compared with All Farms**



Data are not available at this geographic level for farms with Asian operators.



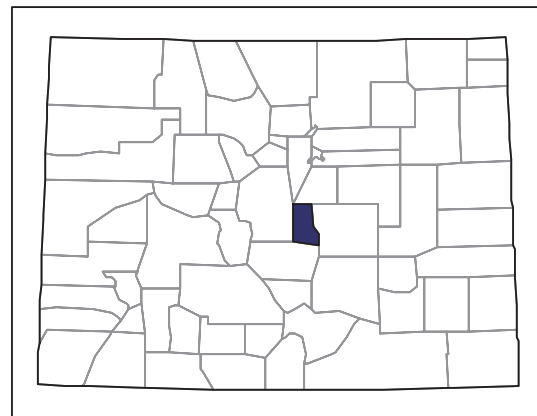
United States Department of Agriculture
National Agricultural Statistics Service

www.agcensus.usda.gov

2007 CENSUS *OF* AGRICULTURE

Teller County – Colorado

**Farms with Black or African American
Operators Compared with All Farms**



Data are not available at this geographic level for farms with Black or African American operators.



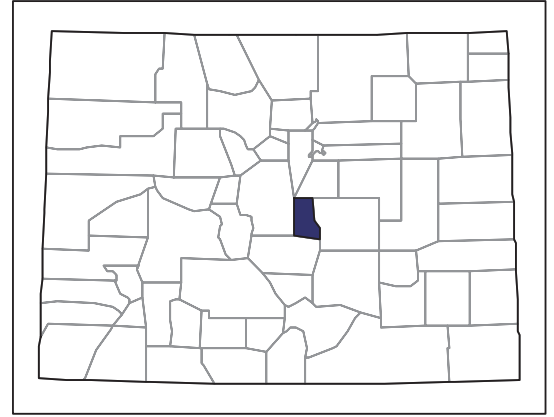
United States Department of Agriculture
National Agricultural Statistics Service

www.agcensus.usda.gov

2007 CENSUS OF AGRICULTURE

Teller County – Colorado

Farms with Native Hawaiian or Other Pacific Islander Operators Compared with All Farms



Data are not available at this geographic level for farms with Native Hawaiian or Other Pacific Islander operators.



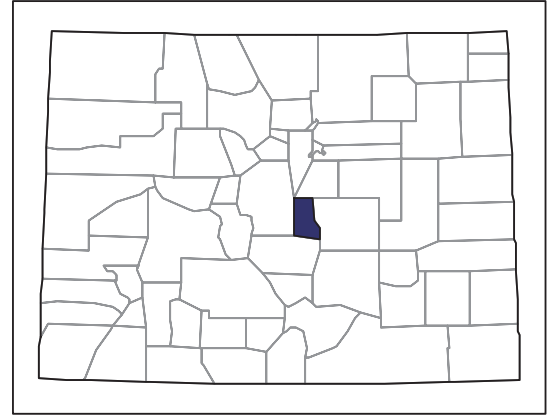
United States Department of Agriculture
National Agricultural Statistics Service

www.agcensus.usda.gov

2007 CENSUS *OF* AGRICULTURE

Teller County – Colorado

**Farms with White Operators
Compared with All Farms**



Data are not available at this geographic level for farms with White operators.



United States Department of Agriculture
National Agricultural Statistics Service

www.agcensus.usda.gov

