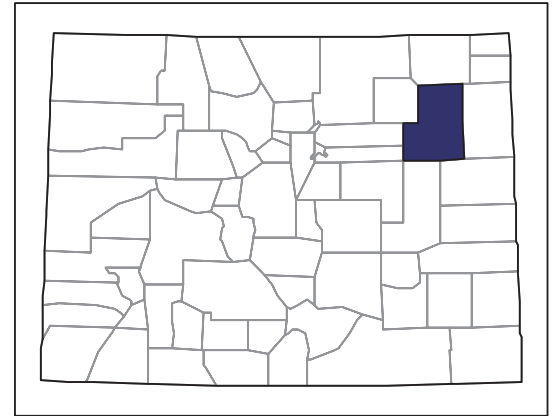


2007 CENSUS OF AGRICULTURE



Washington County – Colorado

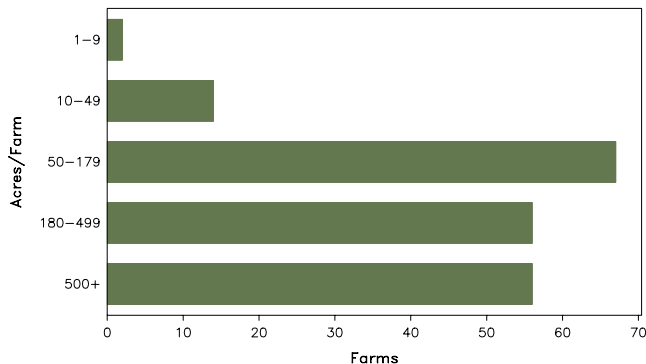
Farms with Women Principal Operators Compared with All Farms

	Women Principal Operators	All Farms
Number of Farms	195	1,010
Land in Farms	131,196 acres	1,375,742 acres
Average Size of Farm	673 acres	1,362 acres
Market Value of Products Sold	\$5,040,000	\$130,173,000
Crop Sales	\$2,961,000	\$71,990,000
Livestock Sales	\$2,079,000	\$58,183,000
Average Per Farm	\$25,846	\$128,884
Government Payments	\$1,609,000	\$12,742,000
Average Per Farm Receiving Payments	\$9,997	\$16,744

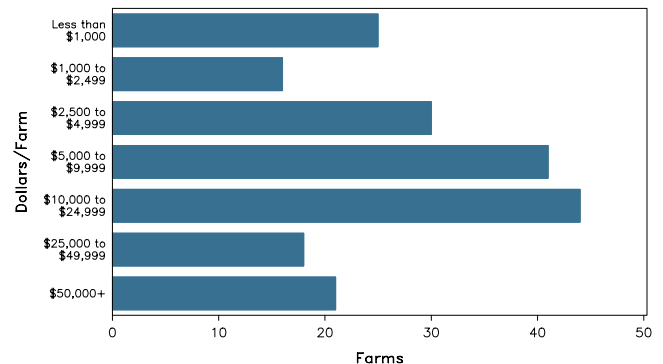
See footnotes on reverse page.

Farms with Women Principal Operators

Farms by Size



Farms by Economic Size



2007 CENSUS OF AGRICULTURE

Washington County – Colorado Farms with Women Principal Operators

Selected Highlights

Item	Farms	Quantity
MARKET VALUE OF AGRICULTURAL PRODUCTS SOLD (\$1,000)		
Total value of agricultural products sold	195	5,040
Value of crops including nursery and greenhouse	28	2,961
Value of livestock, poultry, and their products	26	2,079
VALUE OF SALES BY COMMODITY GROUP (\$1,000)		
Grains, oilseeds, dry beans, and dry peas	25	2,776
Tobacco	-	-
Cotton and cottonseed	-	-
Vegetables, melons, potatoes and sweet potatoes	-	-
Fruits, tree nuts, and berries	-	-
Nursery, greenhouse, floriculture, and sod	-	-
Cut Christmas trees and short rotation woody crops	-	-
Other crops and hay	7	185
Poultry and eggs	2	(D)
Cattle and calves	22	(D)
Milk and other dairy products from cows	2	(D)
Hogs and pigs	1	(D)
Sheep, goats, and their products	6	34
Horses, ponies, mules, burros, and donkeys	2	(D)
Aquaculture	-	-
Other animals and other animal products	-	-
TOP CROP ITEMS (acres)		
Wheat for grain, all	23	8,522
Proso millet	7	2,894
Corn for grain	6	2,597
Forage - land used for all hay and haylage, grass silage, and greenchop	8	1,527
Sunflower seed, all	1	(D)
TOP LIVESTOCK INVENTORY ITEMS (number)		
Cattle and calves	21	3,311
Sheep and lambs	3	(D)
Horses and ponies	18	173
Goats, all	6	119
Rabbits and their pelts	1	(D)

Operator Characteristics

Item	Quantity
Primary occupation:	
Farming	46
Other	149
Days worked off farm:	
None	79
Any	116
Years on present farm:	
2 years or less	7
3 to 4 years	12
5 to 9 years	29
10 years or more	147
Age group:	
Under 45 years	21
45 to 64 years	88
65 years and over	86
Average age of principal operator (years)	62.1

Economic Characteristics

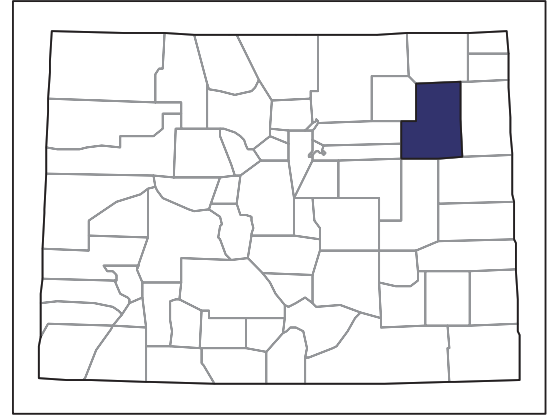
Item	Quantity
Farms by value of sales:	
Less than \$1,000	150
\$1,000 to \$2,499	3
\$2,500 to \$4,999	3
\$5,000 to \$9,999	4
\$10,000 to \$49,999	18
\$50,000 to \$99,999	4
\$100,000 to \$249,999	8
\$250,000 to \$499,999	2
\$500,000 or more	3
Total farm production expenses (\$1,000)	5,133
Average per farm (\$)	26,323
Net cash farm income of operation (\$1,000)	2,197
Average per farm (\$)	11,266
Value of agricultural products sold directly to individuals for human consumption (\$1,000)	(D)
Total organic product sales (\$1,000)	-
Total income from farm-related sources, gross before taxes and expenses (\$1,000)	680

See "Census of Agriculture, Volume 1, Geographic Area Series" for complete footnotes, explanations, definitions, and methodology.
(D) Cannot be disclosed. (Z) Less than half of the unit shown.

2007 CENSUS OF AGRICULTURE

Washington County – Colorado

Farms with Spanish, Hispanic, or Latino Operators Compared with All Farms



Data are not available at this geographic level for farms with Spanish, Hispanic, or Latino operators.



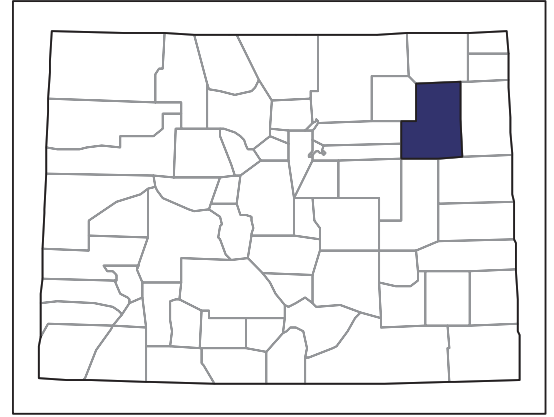
United States Department of Agriculture
National Agricultural Statistics Service

www.agcensus.usda.gov

2007 CENSUS OF AGRICULTURE

Washington County – Colorado

Farms with American Indian or Alaska Native Operators Compared with All Farms



Data are not available at this geographic level for farms with American Indian or Alaska Native operators.



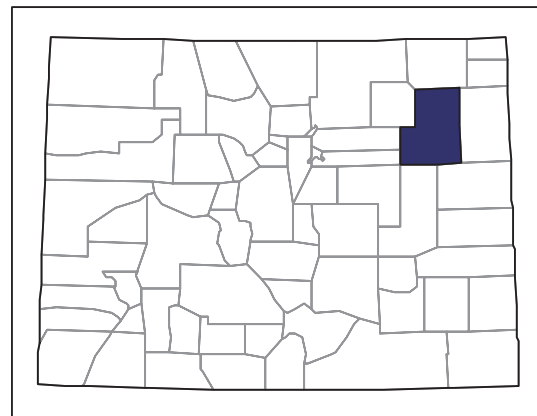
United States Department of Agriculture
National Agricultural Statistics Service

www.agcensus.usda.gov

2007 CENSUS *OF* AGRICULTURE

Washington County – Colorado

**Farms with Asian Operators
Compared with All Farms**



Data are not available at this geographic level for farms with Asian operators.



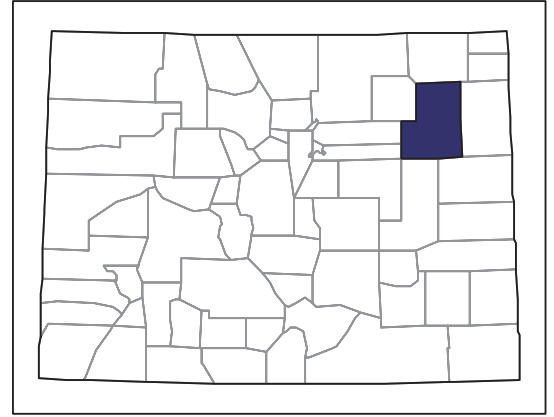
United States Department of Agriculture
National Agricultural Statistics Service

www.agcensus.usda.gov

2007 CENSUS *OF* **AGRICULTURE**

Washington County – Colorado

Farms with Black or African American Operators Compared with All Farms



Data are not available at this geographic level for farms with Black or African American operators.



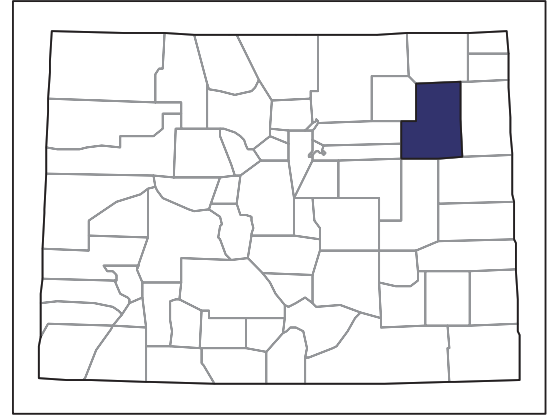
United States Department of Agriculture
National Agricultural Statistics Service

www.agcensus.usda.gov

2007 CENSUS OF AGRICULTURE

Washington County – Colorado

Farms with Native Hawaiian or Other Pacific Islander Operators Compared with All Farms



Data are not available at this geographic level for farms with Native Hawaiian or Other Pacific Islander operators.



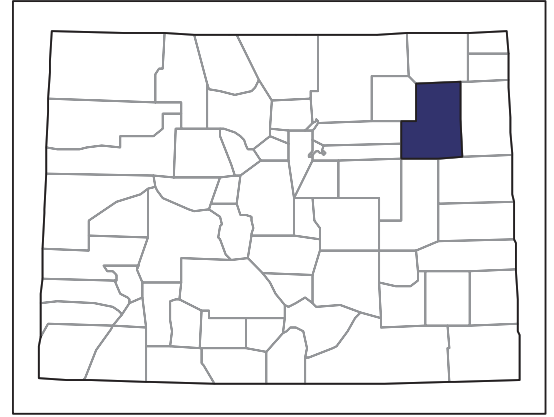
United States Department of Agriculture
National Agricultural Statistics Service

www.agcensus.usda.gov

2007 CENSUS OF AGRICULTURE

Washington County – Colorado

Farms with White Operators Compared with All Farms



Data are not available at this geographic level for farms with White operators.



United States Department of Agriculture
National Agricultural Statistics Service

www.agcensus.usda.gov

