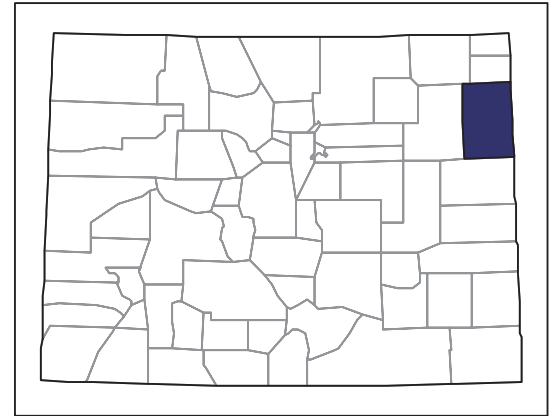


2007 CENSUS OF AGRICULTURE



Yuma County – Colorado

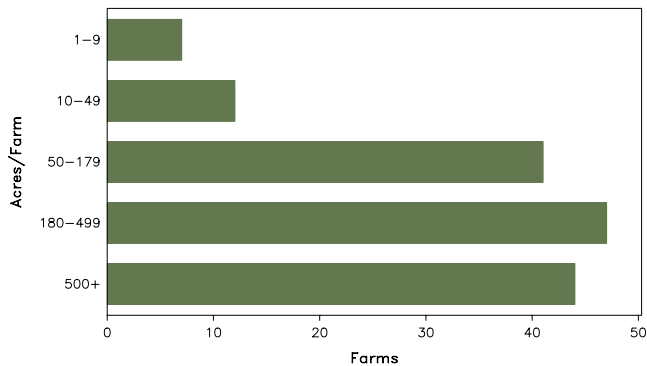
Farms with Women Principal Operators Compared with All Farms

	Women Principal Operators	All Farms
Number of Farms	151	970
Land in Farms	73,722 acres	1,334,453 acres
Average Size of Farm	488 acres	1,376 acres
Market Value of Products Sold	(D)	\$711,391,000
Crop Sales	\$2,480,000	\$191,624,000
Livestock Sales	(D)	\$519,767,000
Average Per Farm	(D)	\$733,393
Government Payments	\$1,247,000	\$13,685,000
Average Per Farm Receiving Payments	\$11,332	\$20,395

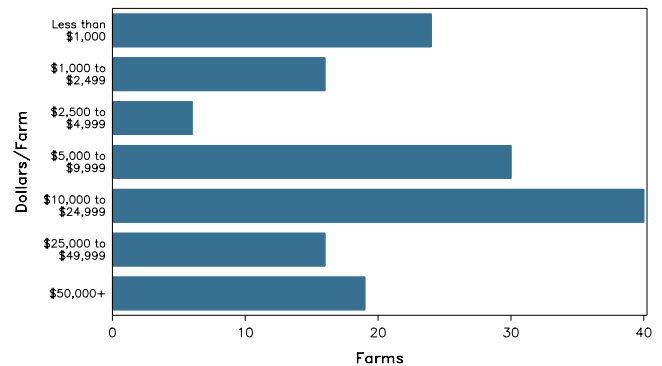
See footnotes on reverse page.

Farms with Women Principal Operators

Farms by Size



Farms by Economic Size



2007 CENSUS OF AGRICULTURE

Yuma County – Colorado Farms with Women Principal Operators

Selected Highlights

Item	Farms	Quantity
MARKET VALUE OF AGRICULTURAL PRODUCTS SOLD (\$1,000)		
Total value of agricultural products sold	151	(D)
Value of crops including nursery and greenhouse	29	2,480
Value of livestock, poultry, and their products	28	(D)
VALUE OF SALES BY COMMODITY GROUP (\$1,000)		
Grains, oilseeds, dry beans, and dry peas	25	2,292
Tobacco	-	-
Cotton and cottonseed	-	-
Vegetables, melons, potatoes and sweet potatoes	-	-
Fruits, tree nuts, and berries	-	-
Nursery, greenhouse, floriculture, and sod	-	-
Cut Christmas trees and short rotation woody crops	-	-
Other crops and hay	8	188
Poultry and eggs	1	(D)
Cattle and calves	24	(D)
Milk and other dairy products from cows	2	(D)
Hogs and pigs	-	-
Sheep, goats, and their products	3	9
Horses, ponies, mules, burros, and donkeys	6	86
Aquaculture	-	-
Other animals and other animal products	3	(D)
TOP CROP ITEMS (acres)		
Wheat for grain, all	21	4,890
Corn for grain	8	2,401
Forage - land used for all hay and haylage, grass silage, and greenchop	9	738
Proso millet	3	435
TOP LIVESTOCK INVENTORY ITEMS (number)		
Cattle and calves	27	(D)
Horses and ponies	20	217
Goats, all	8	85
Layers	1	(D)
Ducks	1	(D)

Operator Characteristics

Item	Quantity
Primary occupation:	
Farming	34
Other	117
Days worked off farm:	
None	71
Any	80
Years on present farm:	
2 years or less	7
3 to 4 years	11
5 to 9 years	15
10 years or more	118
Age group:	
Under 45 years	15
45 to 64 years	70
65 years and over	66
Average age of principal operator (years)	61.8

Economic Characteristics

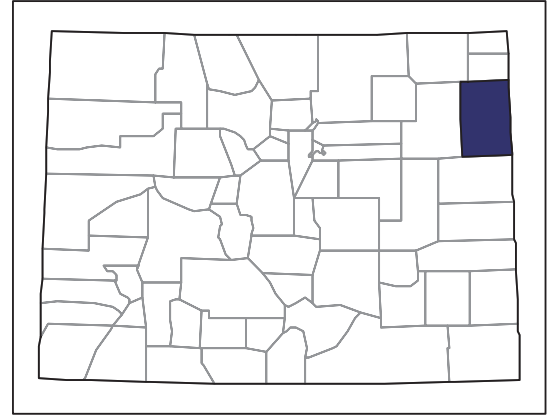
Item	Quantity
Farms by value of sales:	
Less than \$1,000	102
\$1,000 to \$2,499	4
\$2,500 to \$4,999	1
\$5,000 to \$9,999	4
\$10,000 to \$49,999	24
\$50,000 to \$99,999	3
\$100,000 to \$249,999	10
\$250,000 to \$499,999	1
\$500,000 or more	2
Total farm production expenses (\$1,000)	(D)
Average per farm (\$)	(D)
Net cash farm income of operation (\$1,000)	7,667
Average per farm (\$)	50,776
Value of agricultural products sold directly to individuals for human consumption (\$1,000)	(D)
Total organic product sales (\$1,000)	-
Total income from farm-related sources, gross before taxes and expenses (\$1,000)	791

See "Census of Agriculture, Volume 1, Geographic Area Series" for complete footnotes, explanations, definitions, and methodology.
(D) Cannot be disclosed. (Z) Less than half of the unit shown.

2007 CENSUS OF AGRICULTURE

Yuma County – Colorado

Farms with Spanish, Hispanic, or Latino Operators Compared with All Farms



Data are not available at this geographic level for farms with Spanish, Hispanic, or Latino operators.



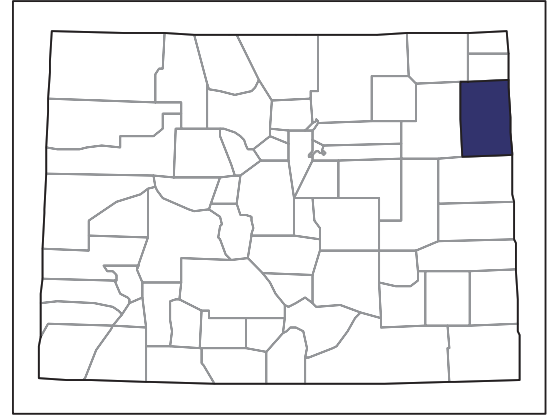
United States Department of Agriculture
National Agricultural Statistics Service

www.agcensus.usda.gov

2007 CENSUS OF AGRICULTURE

Yuma County – Colorado

Farms with American Indian or Alaska Native Operators Compared with All Farms



Data are not available at this geographic level for farms with American Indian or Alaska Native operators.



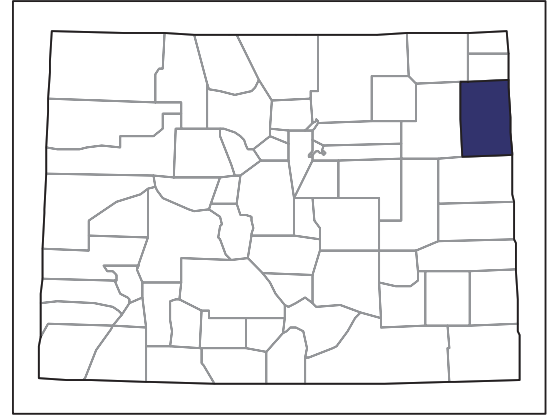
United States Department of Agriculture
National Agricultural Statistics Service

www.agcensus.usda.gov

2007 CENSUS OF AGRICULTURE

Yuma County – Colorado

Farms with Asian Operators
Compared with All Farms



Data are not available at this geographic level for farms with Asian operators.



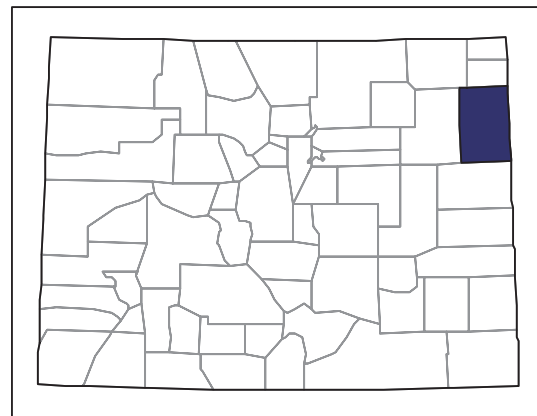
United States Department of Agriculture
National Agricultural Statistics Service

www.agcensus.usda.gov

2007 CENSUS OF AGRICULTURE

Yuma County – Colorado

Farms with Black or African American Operators Compared with All Farms



Data are not available at this geographic level for farms with Black or African American operators.



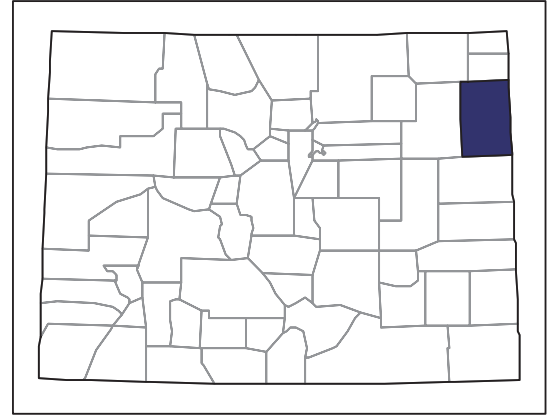
United States Department of Agriculture
National Agricultural Statistics Service

www.agcensus.usda.gov

2007 CENSUS *OF* AGRICULTURE

Yuma County – Colorado

Farms with Native Hawaiian or Other Pacific Islander Operators Compared with All Farms



Data are not available at this geographic level for farms with Native Hawaiian or Other Pacific Islander operators.



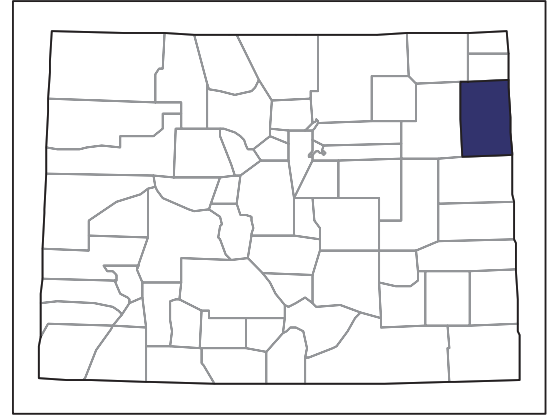
United States Department of Agriculture
National Agricultural Statistics Service

www.agcensus.usda.gov

2007 CENSUS OF AGRICULTURE

Yuma County – Colorado

Farms with White Operators
Compared with All Farms



Data are not available at this geographic level for farms with White operators.



United States Department of Agriculture
National Agricultural Statistics Service

www.agcensus.usda.gov

