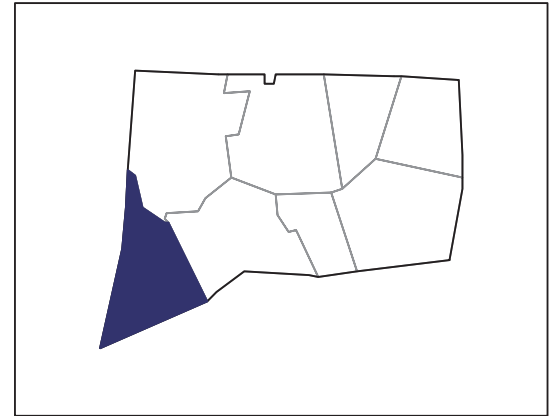


# 2007 CENSUS OF AGRICULTURE



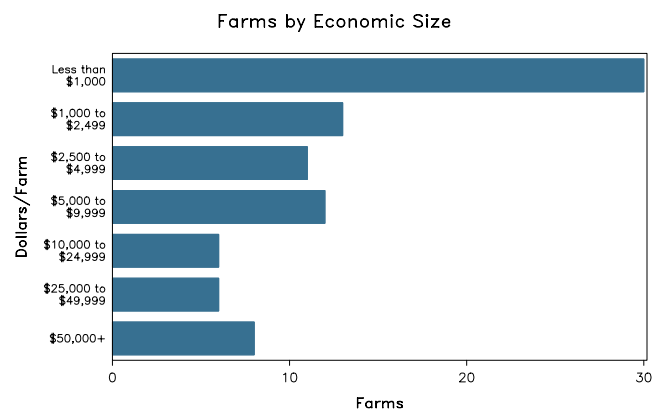
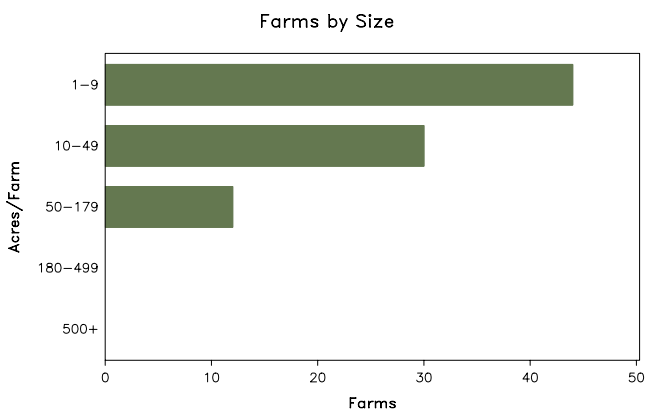
## Fairfield County – Connecticut

### Farms with Women Principal Operators Compared with All Farms

	Women Principal Operators	All Farms
<b>Number of Farms</b>	86	310
<b>Land in Farms</b>	2,285 acres	39,543 acres
<b>Average Size of Farm</b>	27 acres	128 acres
<b>Market Value of Products Sold</b>	\$1,416,000	\$37,285,000
Crop Sales	\$1,084,000	\$28,965,000
Livestock Sales	\$332,000	\$8,320,000
Average Per Farm	\$16,460	\$120,273
<b>Government Payments</b>	-	\$19,000
Average Per Farm Receiving Payments	-	\$2,351

See footnotes on reverse page.

### Farms with Women Principal Operators



# 2007 CENSUS OF AGRICULTURE

## Fairfield County – Connecticut Farms with Women Principal Operators

### Selected Highlights

Item	Farms	Quantity
<b>MARKET VALUE OF AGRICULTURAL PRODUCTS SOLD (\$1,000)</b>		
Total value of agricultural products sold	86	1,416
Value of crops including nursery and greenhouse	38	1,084
Value of livestock, poultry, and their products	43	332
<b>VALUE OF SALES BY COMMODITY GROUP (\$1,000)</b>		
Grains, oilseeds, dry beans, and dry peas	-	-
Tobacco	-	-
Cotton and cottonseed	-	-
Vegetables, melons, potatoes and sweet potatoes	4	87
Fruits, tree nuts, and berries	4	7
Nursery, greenhouse, floriculture, and sod	21	935
Cut Christmas trees and short rotation woody crops	5	40
Other crops and hay	11	14
Poultry and eggs	11	38
Cattle and calves	4	13
Milk and other dairy products from cows	-	-
Hogs and pigs	-	-
Sheep, goats, and their products	9	11
Horses, ponies, mules, burros, and donkeys	16	271
Aquaculture	-	-
Other animals and other animal products	7	1
<b>TOP CROP ITEMS (acres)</b>		
Forage - land used for all hay and haylage, grass silage, and greenchop	18	374
Cut Christmas trees	5	81
Vegetables harvested for sale	4	15
Nursery stock	3	(D)
Floriculture crops, total	9	14
<b>TOP LIVESTOCK INVENTORY ITEMS (number)</b>		
Layers	12	917
Horses and ponies	45	561
Pullets for laying flock replacement	3	236
Sheep and lambs	9	108
Ducks	3	86

### Operator Characteristics

Item	Quantity
Primary occupation:	
Farming	45
Other	41
Days worked off farm:	
None	32
Any	54
Years on present farm:	
2 years or less	1
3 to 4 years	8
5 to 9 years	14
10 years or more	63
Age group:	
Under 45 years	12
45 to 64 years	40
65 years and over	34
Average age of principal operator (years)	58.9

### Economic Characteristics

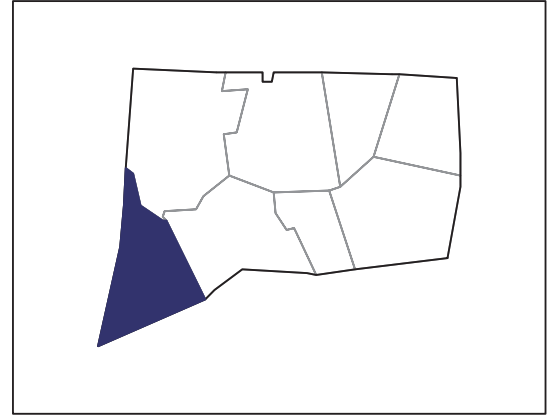
Item	Quantity
Farms by value of sales:	
Less than \$1,000	30
\$1,000 to \$2,499	13
\$2,500 to \$4,999	11
\$5,000 to \$9,999	12
\$10,000 to \$49,999	12
\$50,000 to \$99,999	5
\$100,000 to \$249,999	2
\$250,000 to \$499,999	1
\$500,000 or more	-
Total farm production expenses (\$1,000)	4,080
Average per farm (\$)	47,440
Net cash farm income of operation (\$1,000)	-689
Average per farm (\$)	-8,006
Value of agricultural products sold directly to individuals for human consumption (\$1,000)	117
Total organic product sales (\$1,000)	202
Total income from farm-related sources, gross before taxes and expenses (\$1,000)	1,976

See "Census of Agriculture, Volume 1, Geographic Area Series" for complete footnotes, explanations, definitions, and methodology.  
(D) Cannot be disclosed. (Z) Less than half of the unit shown.

# 2007 CENSUS OF AGRICULTURE

## Fairfield County – Connecticut

### Farms with Spanish, Hispanic, or Latino Operators Compared with All Farms



Data are not available at this geographic level for farms with Spanish, Hispanic, or Latino operators.



United States Department of Agriculture  
National Agricultural Statistics Service

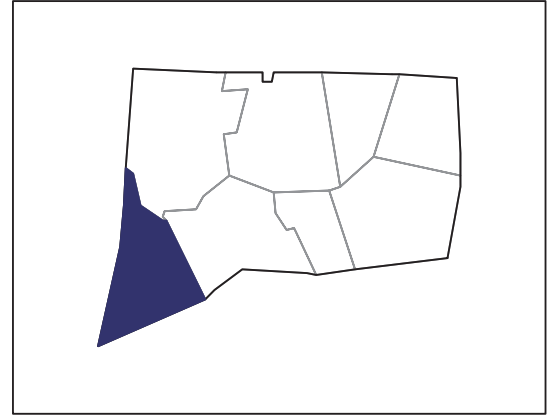
[www.agcensus.usda.gov](http://www.agcensus.usda.gov)



# 2007 CENSUS OF AGRICULTURE

## Fairfield County – Connecticut

### Farms with American Indian or Alaska Native Operators Compared with All Farms



Data are not available at this geographic level for farms with American Indian or Alaska Native operators.



United States Department of Agriculture  
National Agricultural Statistics Service

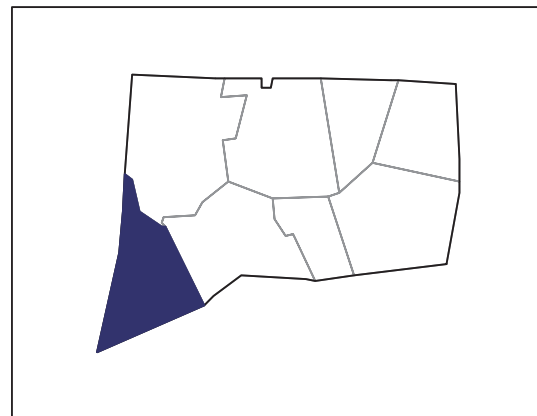
[www.agcensus.usda.gov](http://www.agcensus.usda.gov)



# 2007 CENSUS *OF* AGRICULTURE

**Fairfield County – Connecticut**

**Farms with Asian Operators  
Compared with All Farms**



**Data are not available at this geographic level for farms with Asian operators.**



United States Department of Agriculture  
National Agricultural Statistics Service

[www.agcensus.usda.gov](http://www.agcensus.usda.gov)

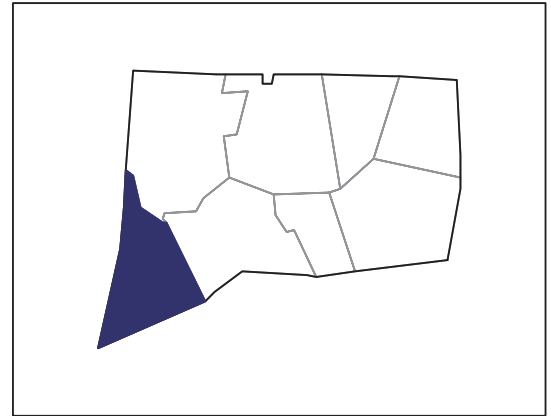




# 2007 CENSUS *OF* AGRICULTURE

## Fairfield County – Connecticut

### Farms with Black or African American Operators Compared with All Farms



Data are not available at this geographic level for farms with Black or African American operators.



United States Department of Agriculture  
National Agricultural Statistics Service

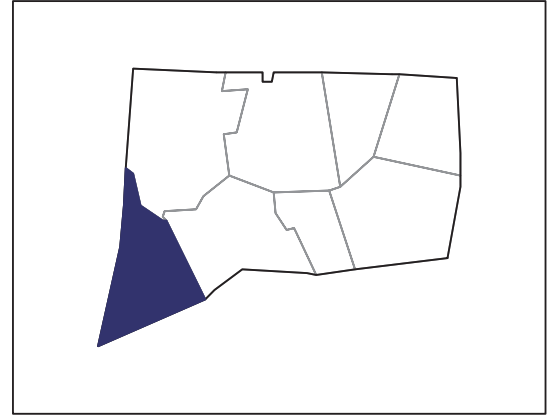
[www.agcensus.usda.gov](http://www.agcensus.usda.gov)



# 2007 CENSUS *OF* AGRICULTURE

## Fairfield County – Connecticut

### Farms with Native Hawaiian or Other Pacific Islander Operators Compared with All Farms



Data are not available at this geographic level for farms with Native Hawaiian or Other Pacific Islander operators.



United States Department of Agriculture  
National Agricultural Statistics Service

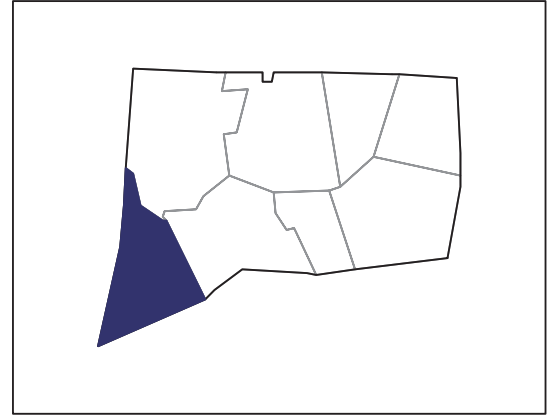
[www.agcensus.usda.gov](http://www.agcensus.usda.gov)



# 2007 CENSUS *OF* AGRICULTURE

**Fairfield County – Connecticut**

**Farms with White Operators  
Compared with All Farms**



**Data are not available at this geographic level for farms with White operators.**



United States Department of Agriculture  
National Agricultural Statistics Service

[www.agcensus.usda.gov](http://www.agcensus.usda.gov)

