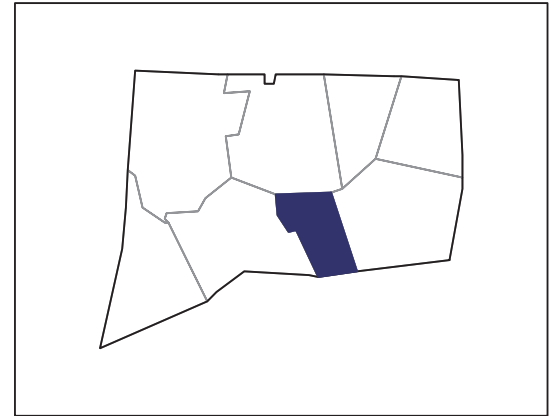


2007 CENSUS OF AGRICULTURE



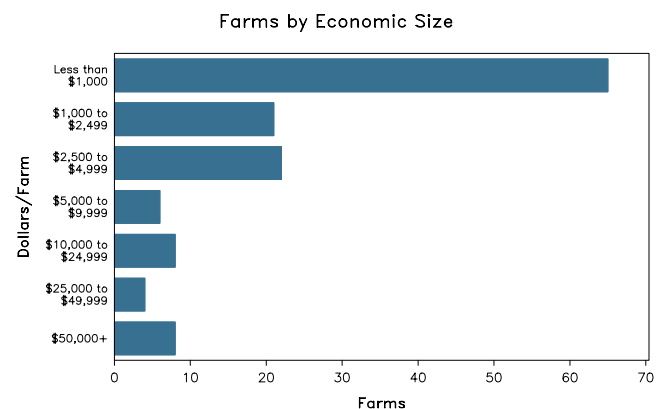
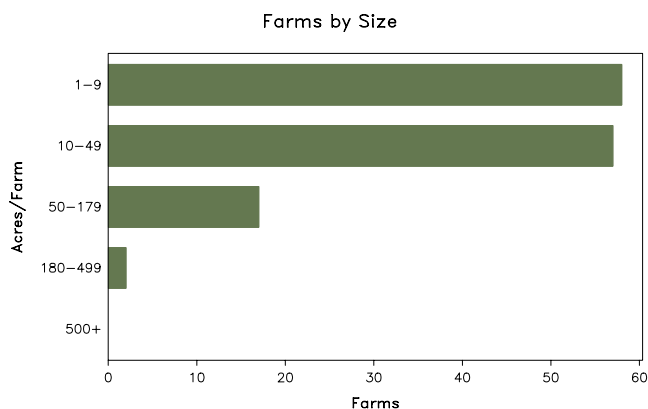
Middlesex County – Connecticut

Farms with Women Principal Operators Compared with All Farms

	Women Principal Operators	All Farms
Number of Farms	134	393
Land in Farms	3,651 acres	16,623 acres
Average Size of Farm	27 acres	42 acres
Market Value of Products Sold	\$2,105,000	\$55,753,000
Crop Sales	\$1,478,000	\$54,052,000
Livestock Sales	\$627,000	\$1,702,000
Average Per Farm	\$15,710	\$141,866
Government Payments	(D)	\$96,000
Average Per Farm Receiving Payments	(D)	\$7,416

See footnotes on reverse page.

Farms with Women Principal Operators



2007 CENSUS OF AGRICULTURE

Middlesex County – Connecticut Farms with Women Principal Operators

Selected Highlights

Item	Farms	Quantity
MARKET VALUE OF AGRICULTURAL PRODUCTS SOLD (\$1,000)		
Total value of agricultural products sold	134	2,105
Value of crops including nursery and greenhouse	48	1,478
Value of livestock, poultry, and their products	74	627
VALUE OF SALES BY COMMODITY GROUP (\$1,000)		
Grains, oilseeds, dry beans, and dry peas	4	-
Tobacco	-	-
Cotton and cottonseed	-	-
Vegetables, melons, potatoes and sweet potatoes	23	(D)
Fruits, tree nuts, and berries	3	(D)
Nursery, greenhouse, floriculture, and sod	8	1,221
Cut Christmas trees and short rotation woody crops	3	34
Other crops and hay	16	42
Poultry and eggs	34	22
Cattle and calves	10	41
Milk and other dairy products from cows	2	(D)
Hogs and pigs	15	(D)
Sheep, goats, and their products	41	29
Horses, ponies, mules, burros, and donkeys	8	(D)
Aquaculture	1	(D)
Other animals and other animal products	7	(D)
TOP CROP ITEMS (acres)		
Forage - land used for all hay and haylage, grass silage, and greenchop	31	875
Cut Christmas trees	3	50
Vegetables harvested for sale	23	48
Sweet corn	10	22
Corn for grain	4	(D)
TOP LIVESTOCK INVENTORY ITEMS (number)		
Layers	37	1,242
Horses and ponies	68	858
Goats, all	44	373
Pullets for laying flock replacement	4	240
Sheep and lambs	21	224

Operator Characteristics

Item	Quantity
Primary occupation:	
Farming	73
Other	61
Days worked off farm:	
None	50
Any	84
Years on present farm:	
2 years or less	-
3 to 4 years	15
5 to 9 years	28
10 years or more	91
Age group:	
Under 45 years	30
45 to 64 years	80
65 years and over	24
Average age of principal operator (years)	53.8

Economic Characteristics

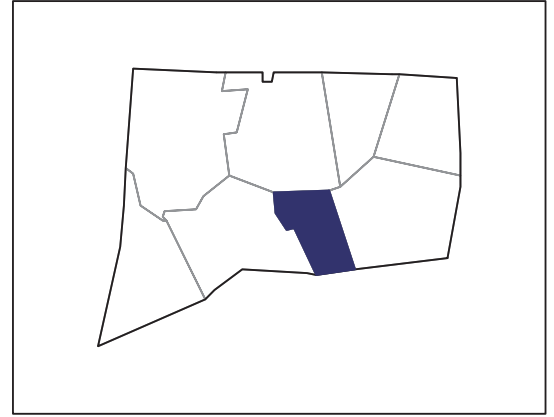
Item	Quantity
Farms by value of sales:	
Less than \$1,000	65
\$1,000 to \$2,499	22
\$2,500 to \$4,999	21
\$5,000 to \$9,999	6
\$10,000 to \$49,999	12
\$50,000 to \$99,999	2
\$100,000 to \$249,999	4
\$250,000 to \$499,999	1
\$500,000 or more	1
Total farm production expenses (\$1,000)	5,504
Average per farm (\$)	41,074
Net cash farm income of operation (\$1,000)	-809
Average per farm (\$)	-6,034
Value of agricultural products sold directly to individuals for human consumption (\$1,000)	70
Total organic product sales (\$1,000)	(D)
Total income from farm-related sources, gross before taxes and expenses (\$1,000)	2,590

See "Census of Agriculture, Volume 1, Geographic Area Series" for complete footnotes, explanations, definitions, and methodology.
(D) Cannot be disclosed. (Z) Less than half of the unit shown.

2007 CENSUS OF AGRICULTURE

Middlesex County – Connecticut

Farms with Spanish, Hispanic, or Latino Operators Compared with All Farms



Data are not available at this geographic level for farms with Spanish, Hispanic, or Latino operators.



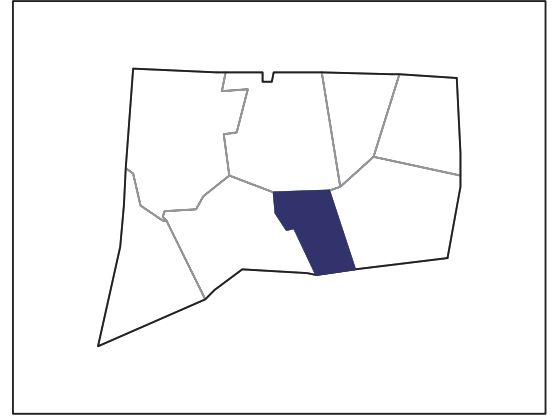
United States Department of Agriculture
National Agricultural Statistics Service

www.agcensus.usda.gov

2007 CENSUS *OF* AGRICULTURE

Middlesex County – Connecticut

Farms with American Indian or Alaska Native Operators Compared with All Farms



Data are not available at this geographic level for farms with American Indian or Alaska Native operators.



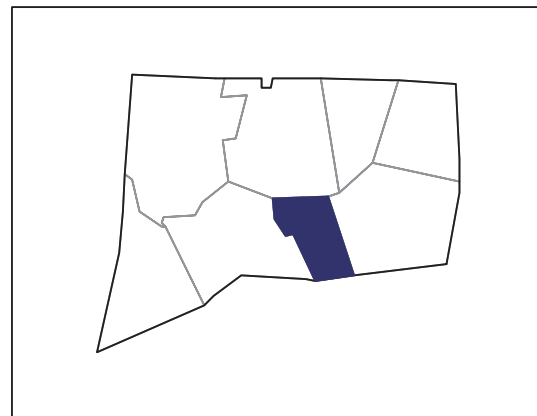
United States Department of Agriculture
National Agricultural Statistics Service

www.agcensus.usda.gov

2007 CENSUS *OF* AGRICULTURE

Middlesex County – Connecticut

**Farms with Asian Operators
Compared with All Farms**



Data are not available at this geographic level for farms with Asian operators.



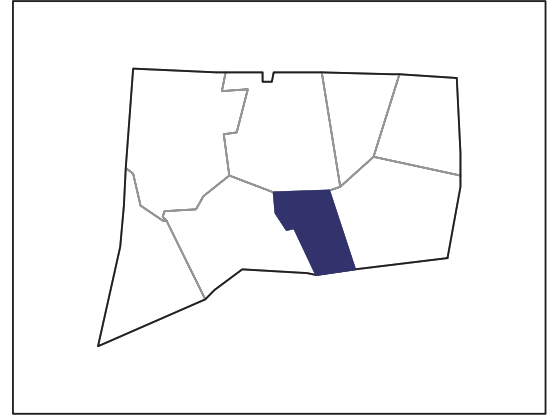
United States Department of Agriculture
National Agricultural Statistics Service

www.agcensus.usda.gov

2007 CENSUS OF AGRICULTURE

Middlesex County – Connecticut

Farms with Black or African American Operators Compared with All Farms



Data are not available at this geographic level for farms with Black or African American operators.



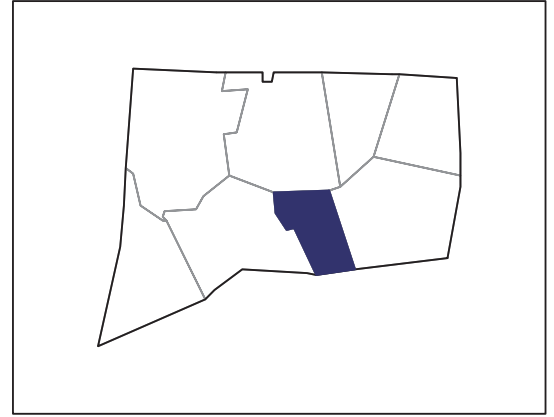
United States Department of Agriculture
National Agricultural Statistics Service

www.agcensus.usda.gov

2007 CENSUS *OF* AGRICULTURE

Middlesex County – Connecticut

Farms with Native Hawaiian or Other Pacific Islander Operators Compared with All Farms



Data are not available at this geographic level for farms with Native Hawaiian or Other Pacific Islander operators.



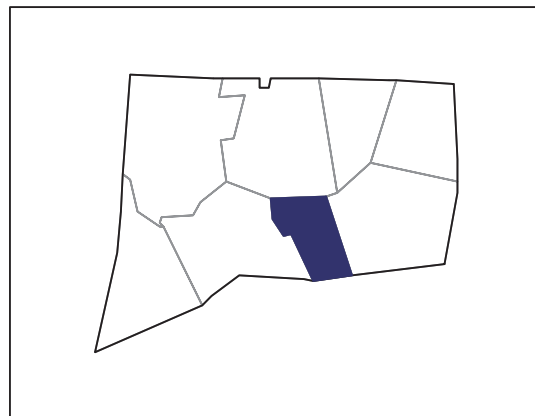
United States Department of Agriculture
National Agricultural Statistics Service

www.agcensus.usda.gov

2007 CENSUS *OF* AGRICULTURE

Middlesex County – Connecticut

**Farms with White Operators
Compared with All Farms**



Data are not available at this geographic level for farms with White operators.



United States Department of Agriculture
National Agricultural Statistics Service

www.agcensus.usda.gov

