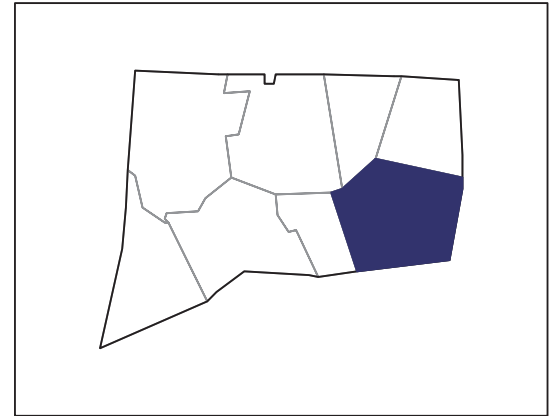


2007 CENSUS OF AGRICULTURE



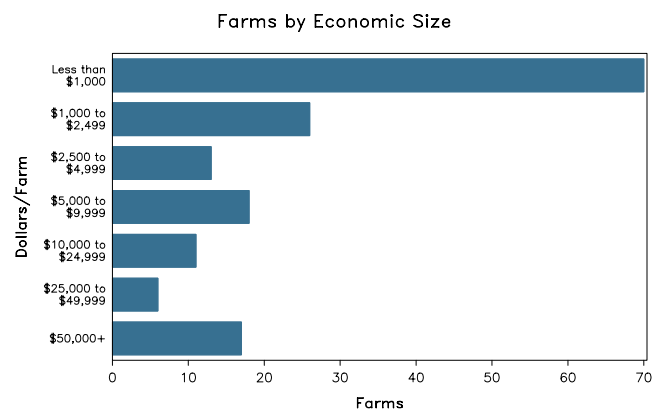
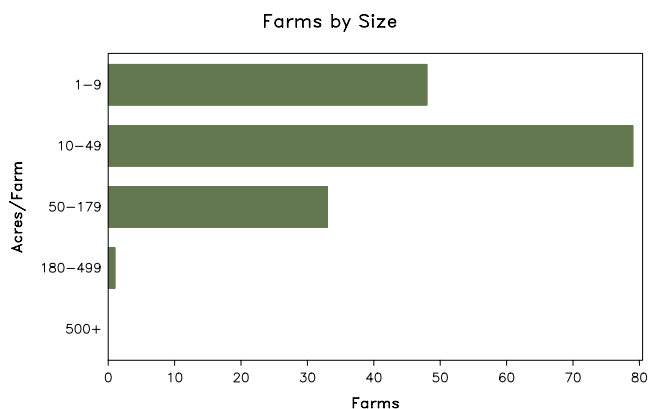
New London County – Connecticut

Farms with Women Principal Operators Compared with All Farms

	Women Principal Operators	All Farms
Number of Farms	161	793
Land in Farms	5,503 acres	63,380 acres
Average Size of Farm	34 acres	80 acres
Market Value of Products Sold	\$4,038,000	\$110,068,000
Crop Sales	\$2,780,000	\$51,137,000
Livestock Sales	\$1,258,000	\$58,932,000
Average Per Farm	\$25,081	\$138,800
Government Payments	\$11,000	\$479,000
Average Per Farm Receiving Payments	\$2,708	\$6,302

See footnotes on reverse page.

Farms with Women Principal Operators



2007 CENSUS OF AGRICULTURE

New London County – Connecticut Farms with Women Principal Operators

Selected Highlights

Item	Farms	Quantity
MARKET VALUE OF AGRICULTURAL PRODUCTS SOLD (\$1,000)		
Total value of agricultural products sold	161	4,038
Value of crops including nursery and greenhouse	54	2,780
Value of livestock, poultry, and their products	73	1,258
VALUE OF SALES BY COMMODITY GROUP (\$1,000)		
Grains, oilseeds, dry beans, and dry peas	4	(D)
Tobacco	-	-
Cotton and cottonseed	-	-
Vegetables, melons, potatoes and sweet potatoes	14	353
Fruits, tree nuts, and berries	11	(D)
Nursery, greenhouse, floriculture, and sod	8	1,573
Cut Christmas trees and short rotation woody crops	8	36
Other crops and hay	20	100
Poultry and eggs	34	(D)
Cattle and calves	15	217
Milk and other dairy products from cows	5	276
Hogs and pigs	20	(D)
Sheep, goats, and their products	19	82
Horses, ponies, mules, burros, and donkeys	26	(D)
Aquaculture	-	-
Other animals and other animal products	6	(D)
TOP CROP ITEMS (acres)		
Forage - land used for all hay and haylage, grass silage, and greenchop	50	942
Corn for silage or greenchop	6	356
Cut Christmas trees	14	71
Grapes	3	56
Vegetables harvested for sale	14	50
TOP LIVESTOCK INVENTORY ITEMS (number)		
Layers	45	1,200
Sheep and lambs	18	863
Horses and ponies	78	538
Broilers and other meat-type chickens	7	472
Cattle and calves	35	411

Operator Characteristics

Item	Quantity
Primary occupation:	
Farming	68
Other	93
Days worked off farm:	
None	49
Any	112
Years on present farm:	
2 years or less	11
3 to 4 years	10
5 to 9 years	38
10 years or more	102
Age group:	
Under 45 years	19
45 to 64 years	100
65 years and over	42
Average age of principal operator (years)	56.6

Economic Characteristics

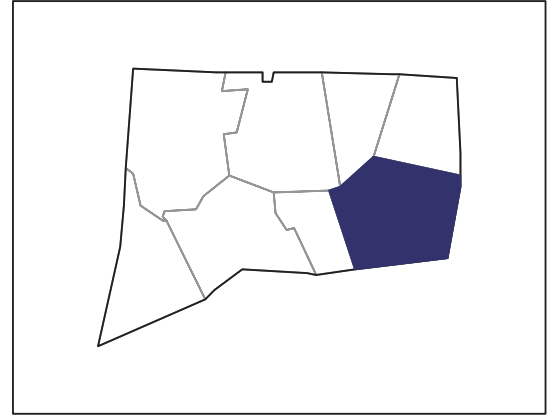
Item	Quantity
Farms by value of sales:	
Less than \$1,000	70
\$1,000 to \$2,499	26
\$2,500 to \$4,999	13
\$5,000 to \$9,999	18
\$10,000 to \$49,999	17
\$50,000 to \$99,999	7
\$100,000 to \$249,999	7
\$250,000 to \$499,999	2
\$500,000 or more	1
Total farm production expenses (\$1,000)	5,480
Average per farm (\$)	34,037
Net cash farm income of operation (\$1,000)	-468
Average per farm (\$)	-2,905
Value of agricultural products sold directly to individuals for human consumption (\$1,000)	1,055
Total organic product sales (\$1,000)	176
Total income from farm-related sources, gross before taxes and expenses (\$1,000)	963

See "Census of Agriculture, Volume 1, Geographic Area Series" for complete footnotes, explanations, definitions, and methodology.
(D) Cannot be disclosed. (Z) Less than half of the unit shown.

2007 CENSUS OF AGRICULTURE

New London County – Connecticut

Farms with Spanish, Hispanic, or Latino Operators Compared with All Farms



Data are not available at this geographic level for farms with Spanish, Hispanic, or Latino operators.



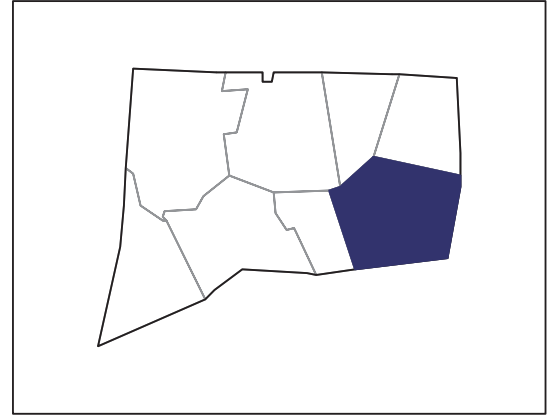
United States Department of Agriculture
National Agricultural Statistics Service

www.agcensus.usda.gov

2007 CENSUS OF AGRICULTURE

New London County – Connecticut

Farms with American Indian or Alaska Native Operators Compared with All Farms



Data are not available at this geographic level for farms with American Indian or Alaska Native operators.



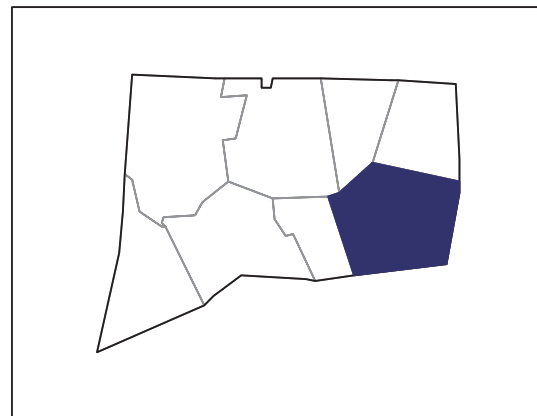
United States Department of Agriculture
National Agricultural Statistics Service

www.agcensus.usda.gov

2007 CENSUS *OF* AGRICULTURE

New London County – Connecticut

**Farms with Asian Operators
Compared with All Farms**



Data are not available at this geographic level for farms with Asian operators.



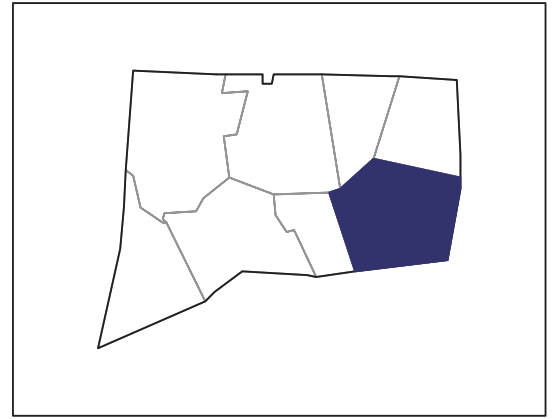
United States Department of Agriculture
National Agricultural Statistics Service

www.agcensus.usda.gov

2007 CENSUS *OF* AGRICULTURE

New London County – Connecticut

**Farms with Black or African American
Operators Compared with All Farms**



Data are not available at this geographic level for farms with Black or African American operators.



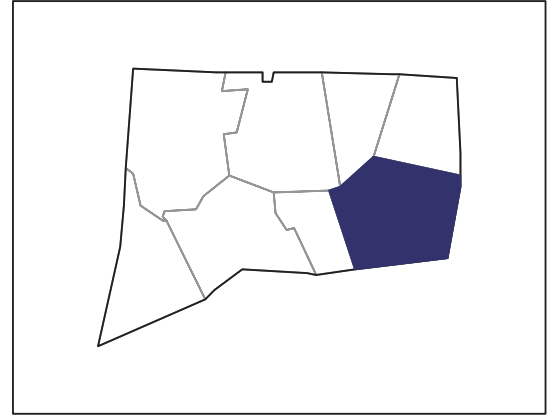
United States Department of Agriculture
National Agricultural Statistics Service

www.agcensus.usda.gov

2007 CENSUS *OF* AGRICULTURE

New London County – Connecticut

**Farms with Native Hawaiian or Other
Pacific Islander Operators Compared
with All Farms**



Data are not available at this geographic level for farms with Native Hawaiian or Other Pacific Islander operators.



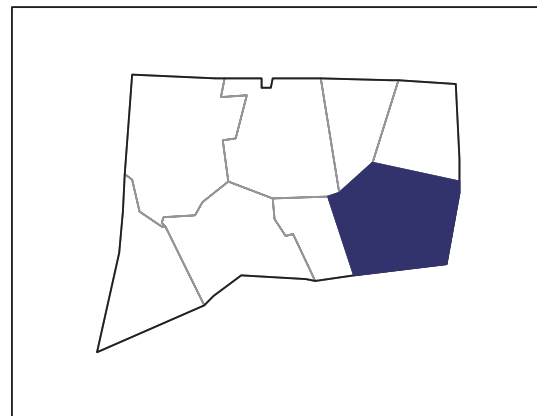
United States Department of Agriculture
National Agricultural Statistics Service

www.agcensus.usda.gov

2007 CENSUS *OF* AGRICULTURE

New London County – Connecticut

**Farms with White Operators
Compared with All Farms**



Data are not available at this geographic level for farms with White operators.



United States Department of Agriculture
National Agricultural Statistics Service

www.agcensus.usda.gov

