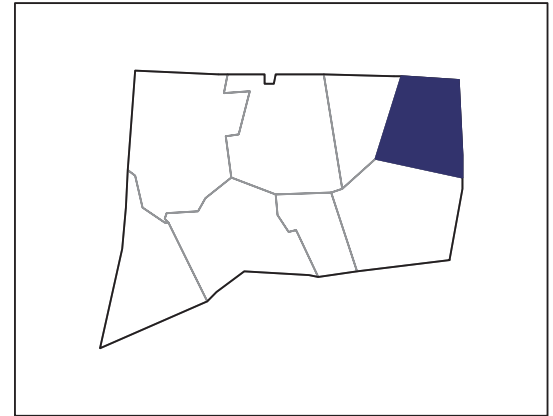


2007 CENSUS OF AGRICULTURE



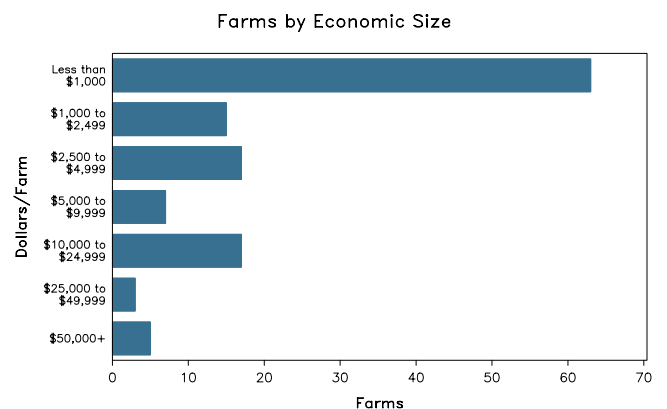
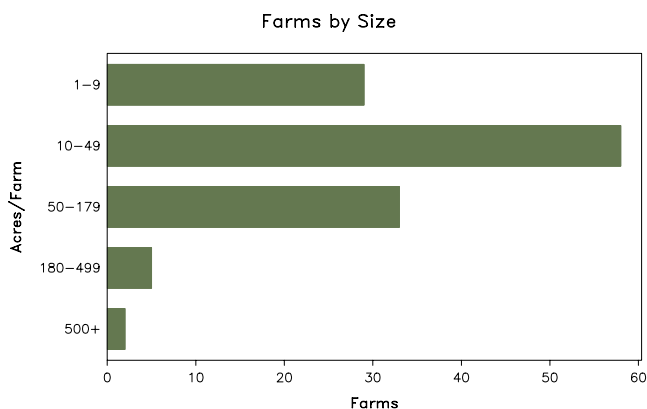
Windham County – Connecticut

Farms with Women Principal Operators Compared with All Farms

	Women Principal Operators	All Farms
Number of Farms	127	594
Land in Farms	8,380 acres	60,136 acres
Average Size of Farm	66 acres	101 acres
Market Value of Products Sold	\$2,623,000	\$39,701,000
Crop Sales	\$1,406,000	\$11,918,000
Livestock Sales	\$1,217,000	\$27,783,000
Average Per Farm	\$20,650	\$66,837
Government Payments	(D)	\$911,000
Average Per Farm Receiving Payments	(D)	\$15,701

See footnotes on reverse page.

Farms with Women Principal Operators



2007 CENSUS OF AGRICULTURE

Windham County – Connecticut Farms with Women Principal Operators

Selected Highlights

Item	Farms	Quantity
MARKET VALUE OF AGRICULTURAL PRODUCTS SOLD (\$1,000)		
Total value of agricultural products sold	127	2,623
Value of crops including nursery and greenhouse	50	1,406
Value of livestock, poultry, and their products	54	1,217
VALUE OF SALES BY COMMODITY GROUP (\$1,000)		
Grains, oilseeds, dry beans, and dry peas	3	(D)
Tobacco	-	-
Cotton and cottonseed	-	-
Vegetables, melons, potatoes and sweet potatoes	11	(D)
Fruits, tree nuts, and berries	13	84
Nursery, greenhouse, floriculture, and sod	15	715
Cut Christmas trees and short rotation woody crops	1	(D)
Other crops and hay	21	113
Poultry and eggs	28	(D)
Cattle and calves	16	70
Milk and other dairy products from cows	5	(D)
Hogs and pigs	11	8
Sheep, goats, and their products	18	25
Horses, ponies, mules, burros, and donkeys	-	-
Aquaculture	-	-
Other animals and other animal products	12	(D)
TOP CROP ITEMS (acres)		
Forage - land used for all hay and haylage, grass silage, and greenchop	47	1,313
Corn for silage or greenchop	1	(D)
Vegetables harvested for sale	11	(D)
Garlic	1	(D)
Apples	3	30
TOP LIVESTOCK INVENTORY ITEMS (number)		
Cattle and calves	19	640
Layers	31	580
Horses and ponies	73	548
Pigeons or squab	5	536
Rabbits and their pelts	12	348

Operator Characteristics

Item	Quantity
Primary occupation:	
Farming	58
Other	69
Days worked off farm:	
None	47
Any	80
Years on present farm:	
2 years or less	7
3 to 4 years	9
5 to 9 years	24
10 years or more	87
Age group:	
Under 45 years	24
45 to 64 years	72
65 years and over	31
Average age of principal operator (years)	55.1

Economic Characteristics

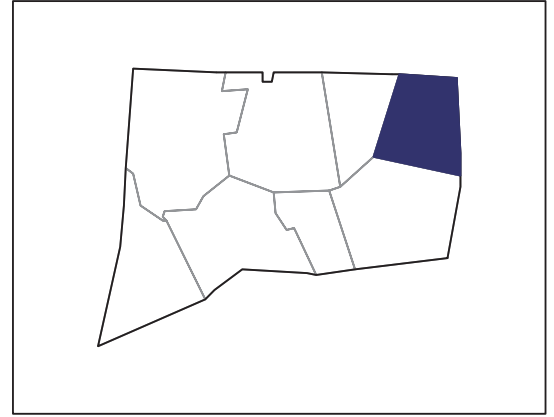
Item	Quantity
Farms by value of sales:	
Less than \$1,000	63
\$1,000 to \$2,499	15
\$2,500 to \$4,999	17
\$5,000 to \$9,999	7
\$10,000 to \$49,999	20
\$50,000 to \$99,999	-
\$100,000 to \$249,999	-
\$250,000 to \$499,999	4
\$500,000 or more	1
Total farm production expenses (\$1,000)	5,051
Average per farm (\$)	39,775
Net cash farm income of operation (\$1,000)	-1,503
Average per farm (\$)	-11,833
Value of agricultural products sold directly to individuals for human consumption (\$1,000)	550
Total organic product sales (\$1,000)	(D)
Total income from farm-related sources, gross before taxes and expenses (\$1,000)	868

See "Census of Agriculture, Volume 1, Geographic Area Series" for complete footnotes, explanations, definitions, and methodology.
(D) Cannot be disclosed. (Z) Less than half of the unit shown.

2007 CENSUS *OF* AGRICULTURE

Windham County – Connecticut

Farms with Spanish, Hispanic, or Latino Operators Compared with All Farms



Data are not available at this geographic level for farms with Spanish, Hispanic, or Latino operators.



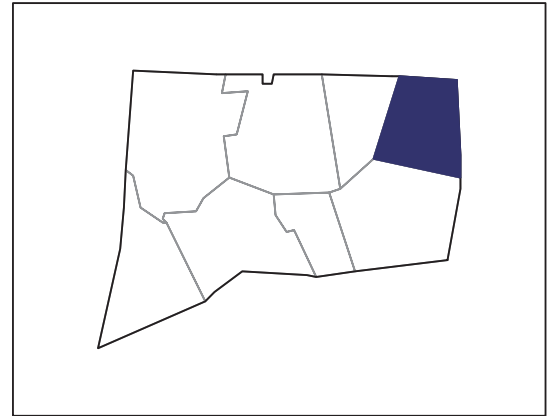
United States Department of Agriculture
National Agricultural Statistics Service

www.agcensus.usda.gov

2007 CENSUS OF AGRICULTURE

Windham County – Connecticut

Farms with American Indian or Alaska Native Operators Compared with All Farms



Data are not available at this geographic level for farms with American Indian or Alaska Native operators.



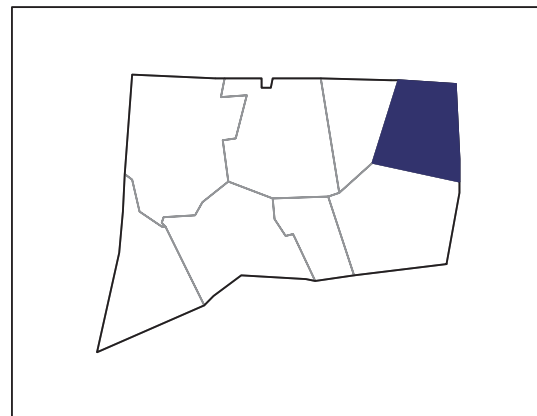
United States Department of Agriculture
National Agricultural Statistics Service

www.agcensus.usda.gov

2007 CENSUS *OF* AGRICULTURE

Windham County – Connecticut

**Farms with Asian Operators
Compared with All Farms**



Data are not available at this geographic level for farms with Asian operators.



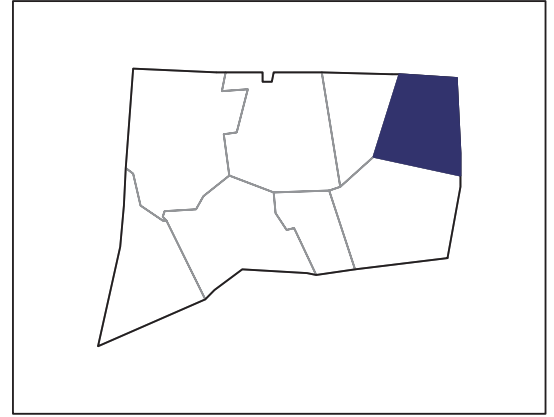
United States Department of Agriculture
National Agricultural Statistics Service

www.agcensus.usda.gov

2007 CENSUS *OF* AGRICULTURE

Windham County – Connecticut

**Farms with Black or African American
Operators Compared with All Farms**



Data are not available at this geographic level for farms with Black or African American operators.



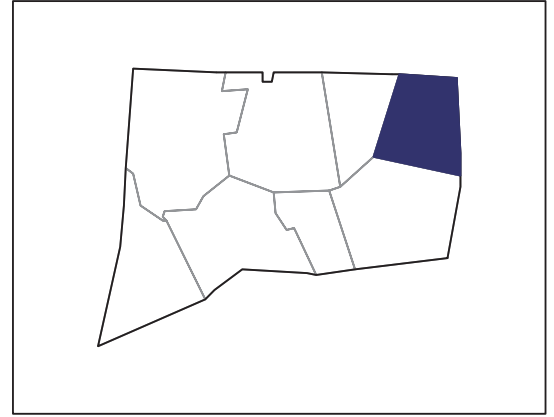
United States Department of Agriculture
National Agricultural Statistics Service

www.agcensus.usda.gov

2007 CENSUS *OF* AGRICULTURE

Windham County – Connecticut

Farms with Native Hawaiian or Other Pacific Islander Operators Compared with All Farms



Data are not available at this geographic level for farms with Native Hawaiian or Other Pacific Islander operators.



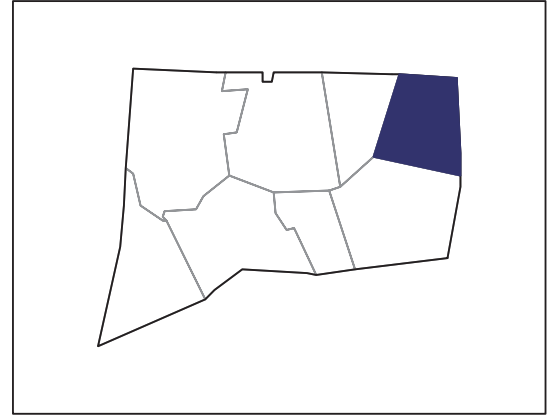
United States Department of Agriculture
National Agricultural Statistics Service

www.agcensus.usda.gov

2007 CENSUS *OF* AGRICULTURE

Windham County – Connecticut

Farms with White Operators
Compared with All Farms



Data are not available at this geographic level for farms with White operators.



United States Department of Agriculture
National Agricultural Statistics Service

www.agcensus.usda.gov

