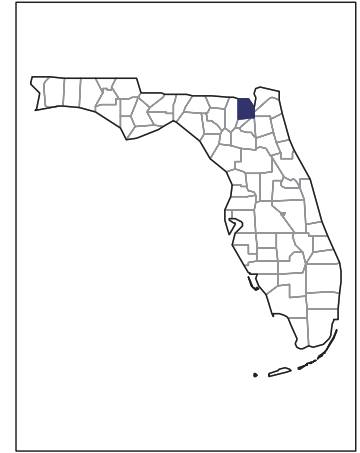


2007 CENSUS OF AGRICULTURE



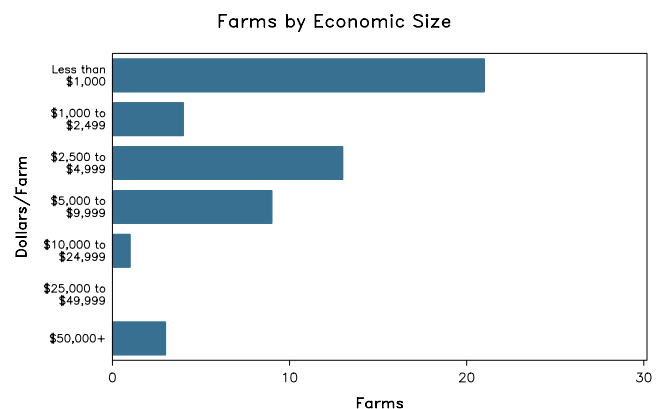
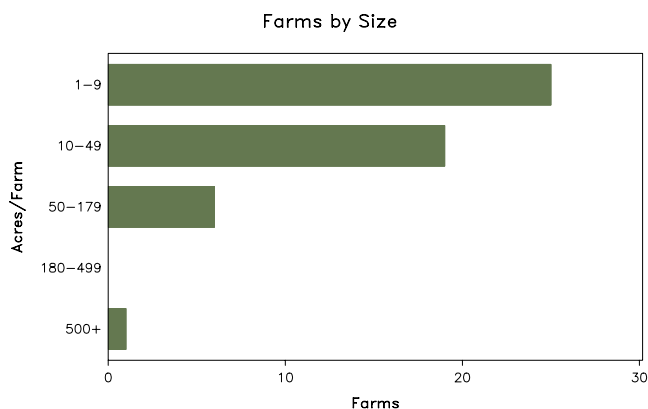
Baker County – Florida

Farms with Women Principal Operators Compared with All Farms

	Women Principal Operators	All Farms
Number of Farms	51	344
Land in Farms	1,567 acres	26,723 acres
Average Size of Farm	31 acres	78 acres
Market Value of Products Sold	\$430,000	(D)
Crop Sales	\$356,000	(D)
Livestock Sales	\$74,000	\$6,573,000
Average Per Farm	\$8,428	(D)
Government Payments	\$6,000	\$50,000
Average Per Farm Receiving Payments	\$2,143	\$3,337

See footnotes on reverse page.

Farms with Women Principal Operators



2007 CENSUS OF AGRICULTURE

Baker County – Florida Farms with Women Principal Operators

Selected Highlights

Item	Farms	Quantity
MARKET VALUE OF AGRICULTURAL PRODUCTS SOLD (\$1,000)		
Total value of agricultural products sold	51	430
Value of crops including nursery and greenhouse	19	356
Value of livestock, poultry, and their products	20	74
VALUE OF SALES BY COMMODITY GROUP (\$1,000)		
Grains, oilseeds, dry beans, and dry peas	2	(D)
Tobacco	-	-
Cotton and cottonseed	-	-
Vegetables, melons, potatoes and sweet potatoes	13	111
Fruits, tree nuts, and berries	1	(D)
Nursery, greenhouse, floriculture, and sod	3	(D)
Cut Christmas trees and short rotation woody crops	1	(D)
Other crops and hay	2	(D)
Poultry and eggs	5	1
Cattle and calves	17	(D)
Milk and other dairy products from cows	-	-
Hogs and pigs	-	-
Sheep, goats, and their products	7	(D)
Horses, ponies, mules, burros, and donkeys	-	-
Aquaculture	-	-
Other animals and other animal products	-	-
TOP CROP ITEMS (acres)		
Forage - land used for all hay and haylage, grass silage, and greenchop	4	(D)
Nursery stock	1	(D)
Cut Christmas trees	1	(D)
Vegetables harvested for sale	13	21
Corn for grain	6	14
TOP LIVESTOCK INVENTORY ITEMS (number)		
Cattle and calves	24	350
Goats, all	17	314
Horses and ponies	19	141
Layers	6	76
Hogs and pigs	6	8

Operator Characteristics

Item	Quantity
Primary occupation:	
Farming	23
Other	28
Days worked off farm:	
None	21
Any	30
Years on present farm:	
2 years or less	2
3 to 4 years	2
5 to 9 years	17
10 years or more	30
Age group:	
Under 45 years	7
45 to 64 years	24
65 years and over	20
Average age of principal operator (years)	56.3

Economic Characteristics

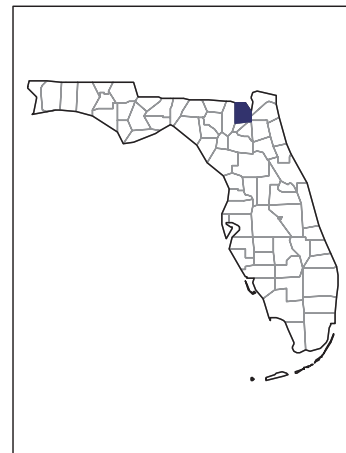
Item	Quantity
Farms by value of sales:	
Less than \$1,000	21
\$1,000 to \$2,499	6
\$2,500 to \$4,999	13
\$5,000 to \$9,999	7
\$10,000 to \$49,999	1
\$50,000 to \$99,999	2
\$100,000 to \$249,999	1
\$250,000 to \$499,999	-
\$500,000 or more	-
Total farm production expenses (\$1,000)	539
Average per farm (\$)	10,562
Net cash farm income of operation (\$1,000)	-102
Average per farm (\$)	-2,007
Value of agricultural products sold directly to individuals for human consumption (\$1,000)	3
Total organic product sales (\$1,000)	-
Total income from farm-related sources, gross before taxes and expenses (\$1,000)	-

See "Census of Agriculture, Volume 1, Geographic Area Series" for complete footnotes, explanations, definitions, and methodology.
(D) Cannot be disclosed. (Z) Less than half of the unit shown.

2007 CENSUS OF AGRICULTURE

Baker County – Florida

Farms with Spanish, Hispanic, or Latino Operators Compared with All Farms



Data are not available at this geographic level for farms with Spanish, Hispanic, or Latino operators.



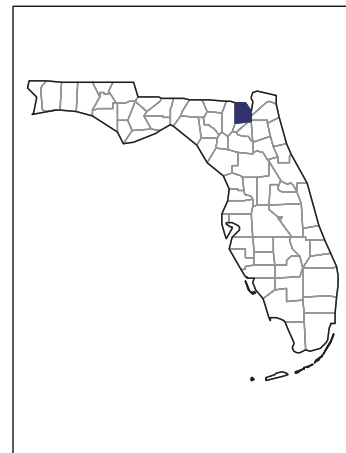
United States Department of Agriculture
National Agricultural Statistics Service

www.agcensus.usda.gov

2007 CENSUS OF AGRICULTURE

Baker County – Florida

Farms with American Indian or Alaska Native Operators Compared with All Farms



Data are not available at this geographic level for farms with American Indian or Alaska Native operators.



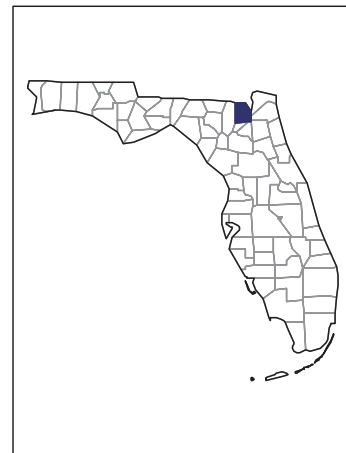
United States Department of Agriculture
National Agricultural Statistics Service

www.agcensus.usda.gov

2007 CENSUS OF AGRICULTURE

Baker County – Florida

**Farms with Asian Operators
Compared with All Farms**



Data are not available at this geographic level for farms with Asian operators.



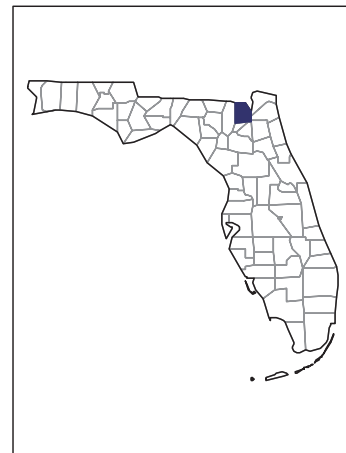
United States Department of Agriculture
National Agricultural Statistics Service

www.agcensus.usda.gov

2007 CENSUS OF AGRICULTURE

Baker County – Florida

Farms with Black or African American Operators Compared with All Farms



Data are not available at this geographic level for farms with Black or African American operators.



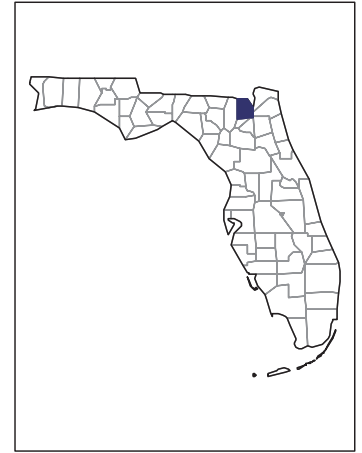
United States Department of Agriculture
National Agricultural Statistics Service

www.agcensus.usda.gov

2007 CENSUS OF AGRICULTURE

Baker County – Florida

Farms with Native Hawaiian or Other Pacific Islander Operators Compared with All Farms



Data are not available at this geographic level for farms with Native Hawaiian or Other Pacific Islander operators.



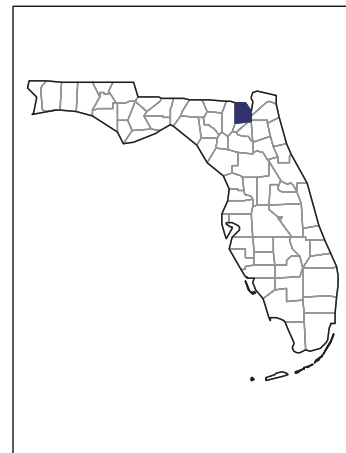
United States Department of Agriculture
National Agricultural Statistics Service

www.agcensus.usda.gov

2007 CENSUS OF AGRICULTURE

Baker County – Florida

**Farms with White Operators
Compared with All Farms**



Data are not available at this geographic level for farms with White operators.



United States Department of Agriculture
National Agricultural Statistics Service

www.agcensus.usda.gov

