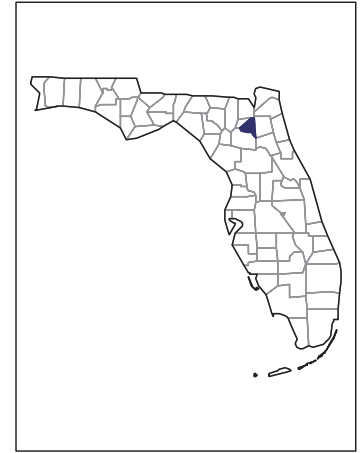


# 2007 CENSUS OF AGRICULTURE



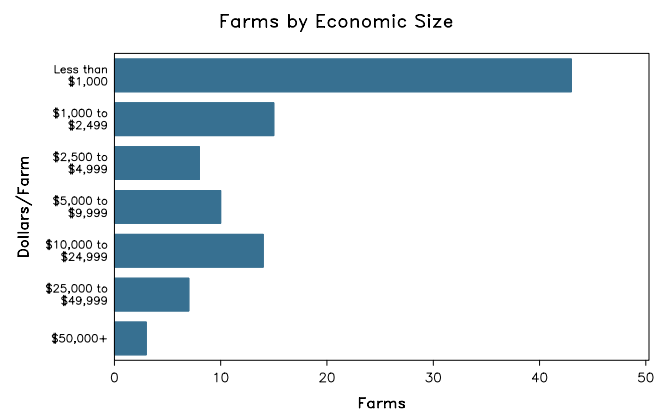
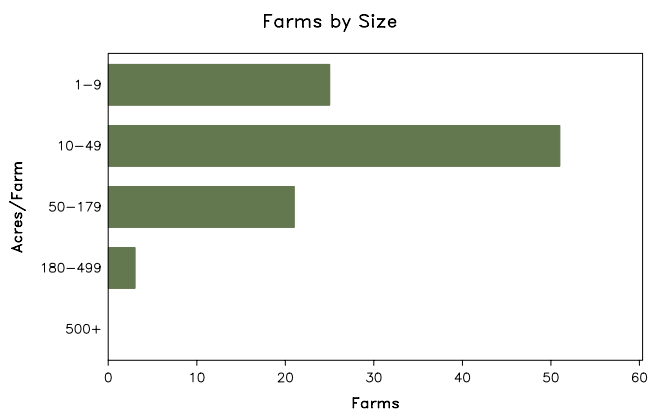
## Bradford County – Florida

### Farms with Women Principal Operators Compared with All Farms

	Women Principal Operators	All Farms
<b>Number of Farms</b>	100	479
<b>Land in Farms</b>	3,845 acres	29,621 acres
<b>Average Size of Farm</b>	38 acres	62 acres
<b>Market Value of Products Sold</b>	\$909,000	\$13,917,000
Crop Sales	\$307,000	\$2,349,000
Livestock Sales	\$602,000	\$11,568,000
Average Per Farm	\$9,088	\$29,054
<b>Government Payments</b>	(D)	(D)
Average Per Farm Receiving Payments	(D)	(D)

See footnotes on reverse page.

### Farms with Women Principal Operators



# 2007 CENSUS OF AGRICULTURE

## Bradford County – Florida Farms with Women Principal Operators

### Selected Highlights

Item	Farms	Quantity
<b>MARKET VALUE OF AGRICULTURAL PRODUCTS SOLD (\$1,000)</b>		
Total value of agricultural products sold	100	909
Value of crops including nursery and greenhouse	40	307
Value of livestock, poultry, and their products	44	602
<b>VALUE OF SALES BY COMMODITY GROUP (\$1,000)</b>		
Grains, oilseeds, dry beans, and dry peas	-	-
Tobacco	-	-
Cotton and cottonseed	-	-
Vegetables, melons, potatoes and sweet potatoes	6	(D)
Fruits, tree nuts, and berries	14	133
Nursery, greenhouse, floriculture, and sod	10	(D)
Cut Christmas trees and short rotation woody crops	1	(D)
Other crops and hay	13	(D)
Poultry and eggs	11	6
Cattle and calves	18	(D)
Milk and other dairy products from cows	-	-
Hogs and pigs	2	(D)
Sheep, goats, and their products	7	4
Horses, ponies, mules, burros, and donkeys	13	101
Aquaculture	2	(D)
Other animals and other animal products	2	(D)
<b>TOP CROP ITEMS (acres)</b>		
Forage - land used for all hay and haylage, grass silage, and greenchop	21	680
Pecans, all	18	69
Vegetables harvested for sale	7	19
Nursery stock	4	14
Land in berries	9	11
<b>TOP LIVESTOCK INVENTORY ITEMS (number)</b>		
Cattle and calves	40	1,523
Goats, all	21	279
Layers	15	274
Horses and ponies	40	238
Ducks	5	83

### Operator Characteristics

Item	Quantity
Primary occupation:	
Farming	26
Other	74
Days worked off farm:	
None	56
Any	44
Years on present farm:	
2 years or less	9
3 to 4 years	7
5 to 9 years	20
10 years or more	64
Age group:	
Under 45 years	7
45 to 64 years	62
65 years and over	31
Average age of principal operator (years)	59.0

### Economic Characteristics

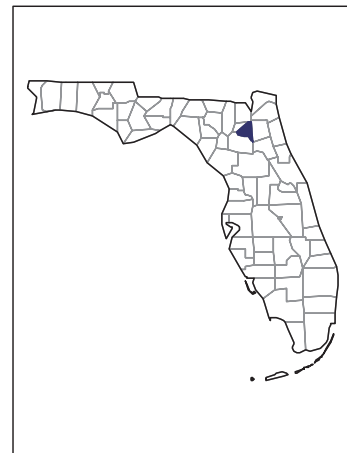
Item	Quantity
Farms by value of sales:	
Less than \$1,000	44
\$1,000 to \$2,499	14
\$2,500 to \$4,999	8
\$5,000 to \$9,999	10
\$10,000 to \$49,999	21
\$50,000 to \$99,999	2
\$100,000 to \$249,999	1
\$250,000 to \$499,999	-
\$500,000 or more	-
Total farm production expenses (\$1,000)	1,521
Average per farm (\$)	15,211
Net cash farm income of operation (\$1,000)	-597
Average per farm (\$)	-5,968
Value of agricultural products sold directly to individuals for human consumption (\$1,000)	2
Total organic product sales (\$1,000)	-
Total income from farm-related sources, gross before taxes and expenses (\$1,000)	(D)

See "Census of Agriculture, Volume 1, Geographic Area Series" for complete footnotes, explanations, definitions, and methodology.  
(D) Cannot be disclosed. (Z) Less than half of the unit shown.

# 2007 CENSUS OF AGRICULTURE

## Bradford County – Florida

### Farms with Spanish, Hispanic, or Latino Operators Compared with All Farms



Data are not available at this geographic level for farms with Spanish, Hispanic, or Latino operators.



United States Department of Agriculture  
National Agricultural Statistics Service

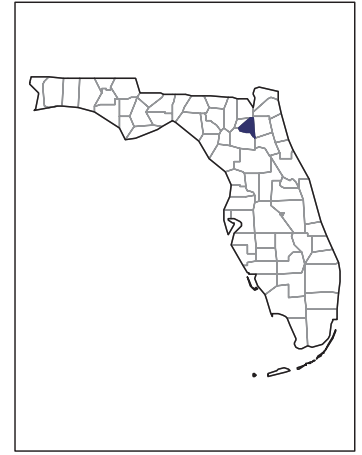
[www.agcensus.usda.gov](http://www.agcensus.usda.gov)



# 2007 CENSUS OF AGRICULTURE

## Bradford County – Florida

### Farms with American Indian or Alaska Native Operators Compared with All Farms



Data are not available at this geographic level for farms with American Indian or Alaska Native operators.



United States Department of Agriculture  
National Agricultural Statistics Service

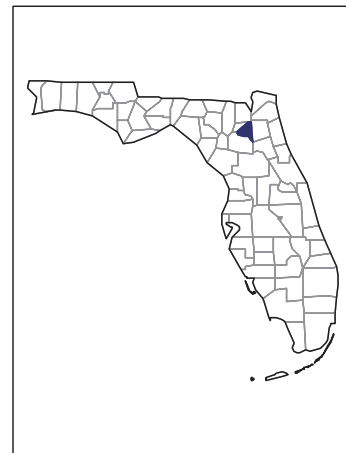
[www.agcensus.usda.gov](http://www.agcensus.usda.gov)



# 2007 CENSUS OF AGRICULTURE

**Bradford County – Florida**

**Farms with Asian Operators  
Compared with All Farms**



**Data are not available at this geographic level for farms with Asian operators.**



United States Department of Agriculture  
National Agricultural Statistics Service

[www.agcensus.usda.gov](http://www.agcensus.usda.gov)

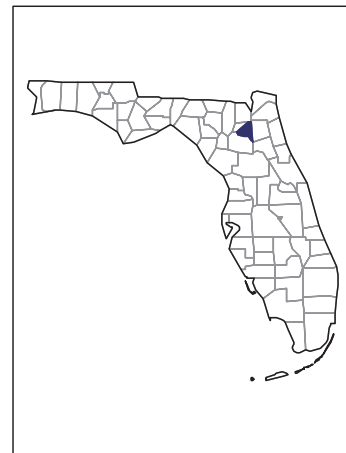




# 2007 CENSUS OF AGRICULTURE

## Bradford County – Florida

### Farms with Black or African American Operators Compared with All Farms



Data are not available at this geographic level for farms with Black or African American operators.



United States Department of Agriculture  
National Agricultural Statistics Service

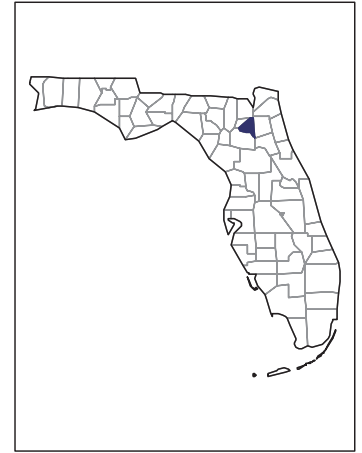
[www.agcensus.usda.gov](http://www.agcensus.usda.gov)



# 2007 CENSUS OF AGRICULTURE

## Bradford County – Florida

### Farms with Native Hawaiian or Other Pacific Islander Operators Compared with All Farms



Data are not available at this geographic level for farms with Native Hawaiian or Other Pacific Islander operators.



United States Department of Agriculture  
National Agricultural Statistics Service

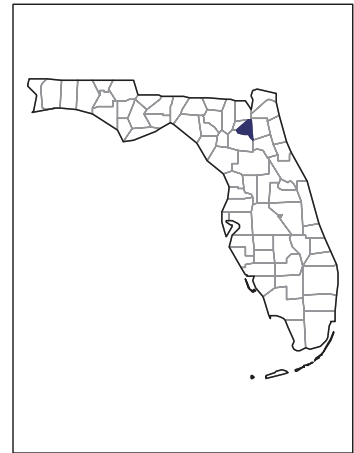
[www.agcensus.usda.gov](http://www.agcensus.usda.gov)



# 2007 CENSUS OF AGRICULTURE

**Bradford County – Florida**

**Farms with White Operators  
Compared with All Farms**



**Data are not available at this geographic level for farms with White operators.**



United States Department of Agriculture  
National Agricultural Statistics Service

[www.agcensus.usda.gov](http://www.agcensus.usda.gov)

