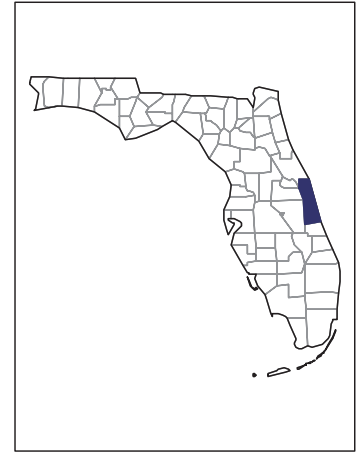


2007 CENSUS OF AGRICULTURE



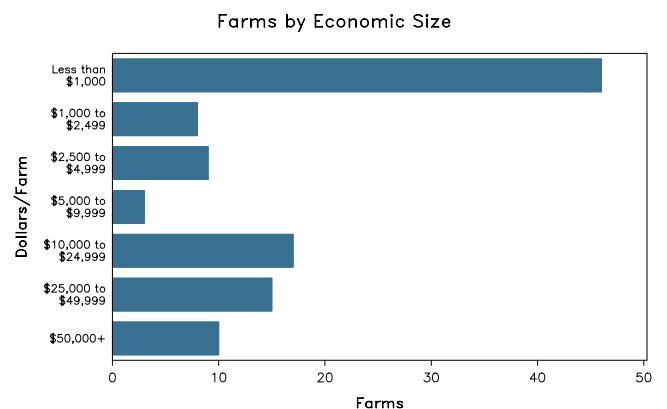
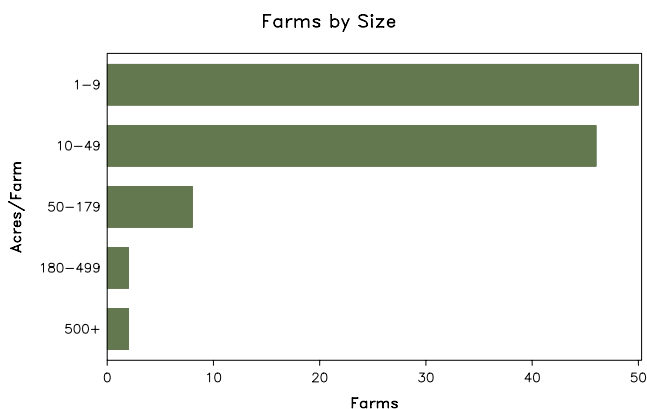
Brevard County – Florida

Farms with Women Principal Operators Compared with All Farms

	Women Principal Operators	All Farms
Number of Farms	108	531
Land in Farms	17,926 acres	167,059 acres
Average Size of Farm	166 acres	315 acres
Market Value of Products Sold	\$2,172,000	\$46,682,000
Crop Sales	\$1,744,000	\$39,762,000
Livestock Sales	\$428,000	\$6,919,000
Average Per Farm	\$20,108	\$87,913
Government Payments	-	\$21,000
Average Per Farm Receiving Payments	-	\$2,595

See footnotes on reverse page.

Farms with Women Principal Operators



2007 CENSUS OF AGRICULTURE

Brevard County – Florida Farms with Women Principal Operators

Selected Highlights

Item	Farms	Quantity
MARKET VALUE OF AGRICULTURAL PRODUCTS SOLD (\$1,000)		
Total value of agricultural products sold	108	2,172
Value of crops including nursery and greenhouse	39	1,744
Value of livestock, poultry, and their products	30	428
VALUE OF SALES BY COMMODITY GROUP (\$1,000)		
Grains, oilseeds, dry beans, and dry peas	-	-
Tobacco	-	-
Cotton and cottonseed	-	-
Vegetables, melons, potatoes and sweet potatoes	4	73
Fruits, tree nuts, and berries	30	(D)
Nursery, greenhouse, floriculture, and sod	7	(D)
Cut Christmas trees and short rotation woody crops	-	-
Other crops and hay	-	-
Poultry and eggs	12	17
Cattle and calves	10	(D)
Milk and other dairy products from cows	-	-
Hogs and pigs	1	(D)
Sheep, goats, and their products	7	(D)
Horses, ponies, mules, burros, and donkeys	10	141
Aquaculture	-	-
Other animals and other animal products	4	68
TOP CROP ITEMS (acres)		
Oranges, all	24	388
Grapefruit	13	41
Mangoes	8	14
Tangelos	1	(D)
Floriculture crops, total	3	(D)
TOP LIVESTOCK INVENTORY ITEMS (number)		
Cattle and calves	26	1,312
Horses and ponies	54	545
Goats, all	28	483
Layers	19	406
Sheep and lambs	5	158

Operator Characteristics

Item	Quantity
Primary occupation:	
Farming	61
Other	47
Days worked off farm:	
None	56
Any	52
Years on present farm:	
2 years or less	2
3 to 4 years	11
5 to 9 years	30
10 years or more	65
Age group:	
Under 45 years	13
45 to 64 years	67
65 years and over	28
Average age of principal operator (years)	58.6

Economic Characteristics

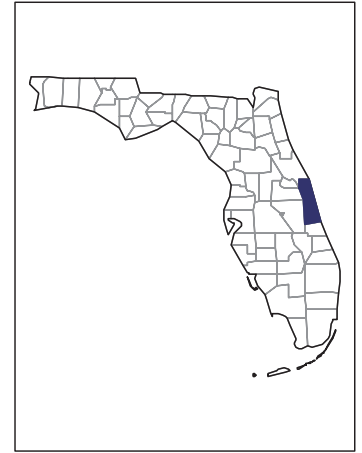
Item	Quantity
Farms by value of sales:	
Less than \$1,000	46
\$1,000 to \$2,499	8
\$2,500 to \$4,999	9
\$5,000 to \$9,999	3
\$10,000 to \$49,999	32
\$50,000 to \$99,999	4
\$100,000 to \$249,999	5
\$250,000 to \$499,999	1
\$500,000 or more	-
Total farm production expenses (\$1,000)	3,260
Average per farm (\$)	30,189
Net cash farm income of operation (\$1,000)	-216
Average per farm (\$)	-2,001
Value of agricultural products sold directly to individuals for human consumption (\$1,000)	63
Total organic product sales (\$1,000)	(D)
Total income from farm-related sources, gross before taxes and expenses (\$1,000)	(D)

See "Census of Agriculture, Volume 1, Geographic Area Series" for complete footnotes, explanations, definitions, and methodology.
(D) Cannot be disclosed. (Z) Less than half of the unit shown.

2007 CENSUS OF AGRICULTURE

Brevard County – Florida

Farms with Spanish, Hispanic, or Latino Operators Compared with All Farms



Data are not available at this geographic level for farms with Spanish, Hispanic, or Latino operators.



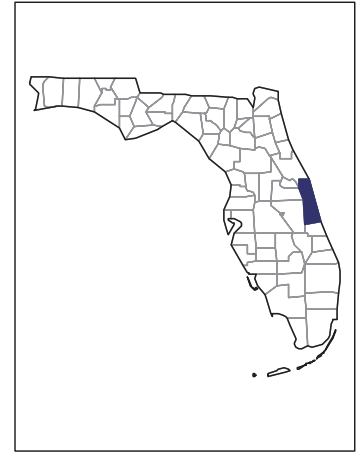
United States Department of Agriculture
National Agricultural Statistics Service

www.agcensus.usda.gov

2007 CENSUS OF AGRICULTURE

Brevard County – Florida

Farms with American Indian or Alaska Native Operators Compared with All Farms



Data are not available at this geographic level for farms with American Indian or Alaska Native operators.



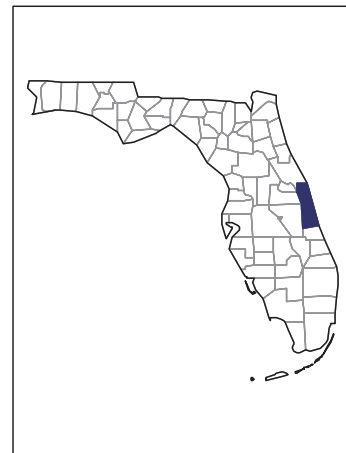
United States Department of Agriculture
National Agricultural Statistics Service

www.agcensus.usda.gov

2007 CENSUS OF AGRICULTURE

Brevard County – Florida

**Farms with Asian Operators
Compared with All Farms**



Data are not available at this geographic level for farms with Asian operators.



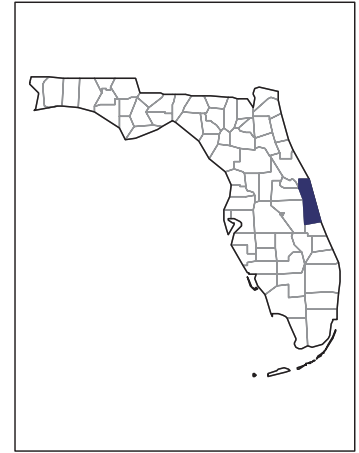
United States Department of Agriculture
National Agricultural Statistics Service

www.agcensus.usda.gov

2007 CENSUS OF AGRICULTURE

Brevard County – Florida

Farms with Black or African American Operators Compared with All Farms



Data are not available at this geographic level for farms with Black or African American operators.



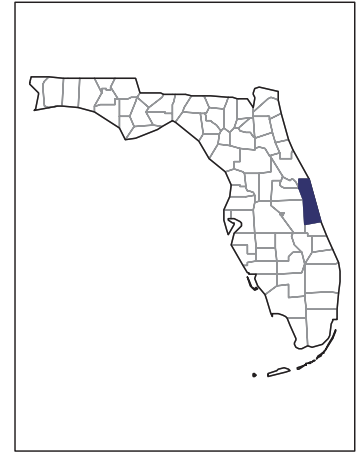
United States Department of Agriculture
National Agricultural Statistics Service

www.agcensus.usda.gov

2007 CENSUS OF AGRICULTURE

Brevard County – Florida

Farms with Native Hawaiian or Other Pacific Islander Operators Compared with All Farms



Data are not available at this geographic level for farms with Native Hawaiian or Other Pacific Islander operators.



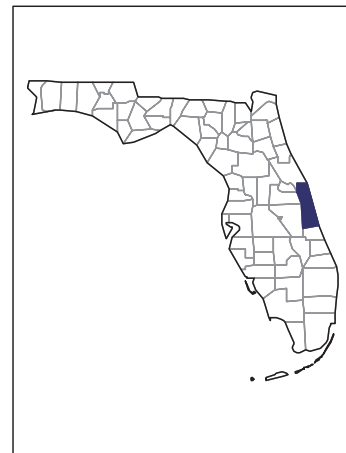
United States Department of Agriculture
National Agricultural Statistics Service

www.agcensus.usda.gov

2007 CENSUS OF AGRICULTURE

Brevard County – Florida

**Farms with White Operators
Compared with All Farms**



Data are not available at this geographic level for farms with White operators.



United States Department of Agriculture
National Agricultural Statistics Service

www.agcensus.usda.gov

