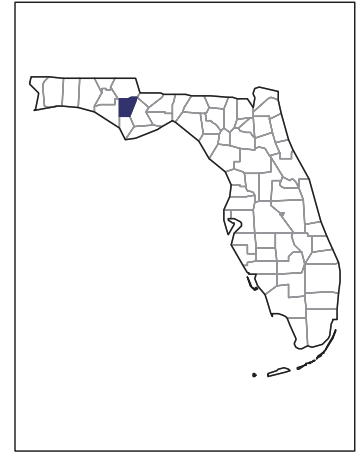


# 2007 CENSUS OF AGRICULTURE



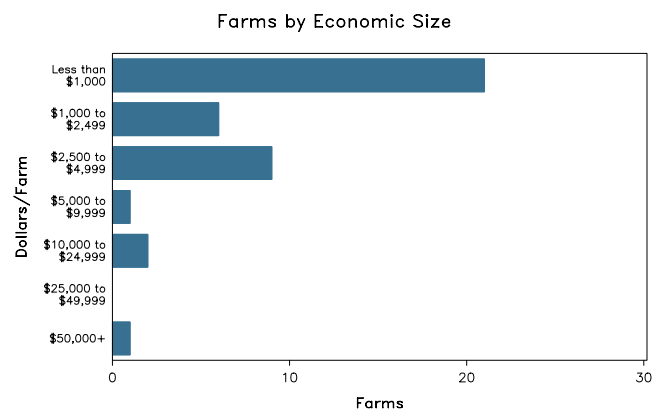
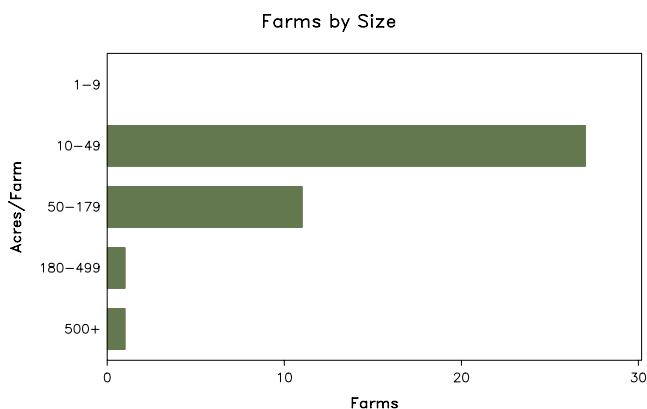
## Calhoun County – Florida

### Farms with Women Principal Operators Compared with All Farms

	Women Principal Operators	All Farms
<b>Number of Farms</b>	40	242
<b>Land in Farms</b>	3,641 acres	39,102 acres
<b>Average Size of Farm</b>	91 acres	162 acres
<b>Market Value of Products Sold</b>	\$599,000	\$16,226,000
Crop Sales	(D)	\$13,695,000
Livestock Sales	(D)	\$2,531,000
Average Per Farm	\$14,978	\$67,048
<b>Government Payments</b>	\$46,000	\$772,000
Average Per Farm Receiving Payments	\$6,603	\$13,315

See footnotes on reverse page.

### Farms with Women Principal Operators



# 2007 CENSUS OF AGRICULTURE

## Calhoun County – Florida Farms with Women Principal Operators

### Selected Highlights

Item	Farms	Quantity
<b>MARKET VALUE OF AGRICULTURAL PRODUCTS SOLD (\$1,000)</b>		
Total value of agricultural products sold	40	599
Value of crops including nursery and greenhouse	3	(D)
Value of livestock, poultry, and their products	14	(D)
<b>VALUE OF SALES BY COMMODITY GROUP (\$1,000)</b>		
Grains, oilseeds, dry beans, and dry peas	1	(D)
Tobacco	-	-
Cotton and cottonseed	-	-
Vegetables, melons, potatoes and sweet potatoes	-	-
Fruits, tree nuts, and berries	-	-
Nursery, greenhouse, floriculture, and sod	-	-
Cut Christmas trees and short rotation woody crops	-	-
Other crops and hay	3	42
Poultry and eggs	-	-
Cattle and calves	11	(D)
Milk and other dairy products from cows	-	-
Hogs and pigs	-	-
Sheep, goats, and their products	2	(D)
Horses, ponies, mules, burros, and donkeys	2	(D)
Aquaculture	-	-
Other animals and other animal products	-	-
<b>TOP CROP ITEMS (acres)</b>		
Peanuts for nuts	1	(D)
Forage - land used for all hay and haylage, grass silage, and greenchop	11	260
Corn for grain	1	(D)
Soybeans for beans	1	(D)
<b>TOP LIVESTOCK INVENTORY ITEMS (number)</b>		
Cattle and calves	19	843
Horses and ponies	21	180
Goats, all	6	34
Hogs and pigs	4	4
Mules, burros, and donkeys	2	(D)

### Operator Characteristics

Item	Quantity
Primary occupation:	
Farming	16
Other	24
Days worked off farm:	
None	17
Any	23
Years on present farm:	
2 years or less	1
3 to 4 years	13
5 to 9 years	7
10 years or more	19
Age group:	
Under 45 years	12
45 to 64 years	14
65 years and over	14
Average age of principal operator (years)	56.5

### Economic Characteristics

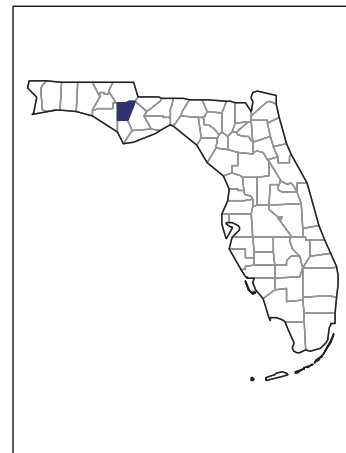
Item	Quantity
Farms by value of sales:	
Less than \$1,000	27
\$1,000 to \$2,499	1
\$2,500 to \$4,999	8
\$5,000 to \$9,999	1
\$10,000 to \$49,999	2
\$50,000 to \$99,999	-
\$100,000 to \$249,999	-
\$250,000 to \$499,999	-
\$500,000 or more	1
Total farm production expenses (\$1,000)	931
Average per farm (\$)	23,282
Net cash farm income of operation (\$1,000)	-240
Average per farm (\$)	-6,002
Value of agricultural products sold directly to individuals for human consumption (\$1,000)	-
Total organic product sales (\$1,000)	-
Total income from farm-related sources, gross before taxes and expenses (\$1,000)	46

See "Census of Agriculture, Volume 1, Geographic Area Series" for complete footnotes, explanations, definitions, and methodology.  
(D) Cannot be disclosed. (Z) Less than half of the unit shown.

# 2007 CENSUS OF AGRICULTURE

## Calhoun County – Florida

### Farms with Spanish, Hispanic, or Latino Operators Compared with All Farms



Data are not available at this geographic level for farms with Spanish, Hispanic, or Latino operators.



United States Department of Agriculture  
National Agricultural Statistics Service

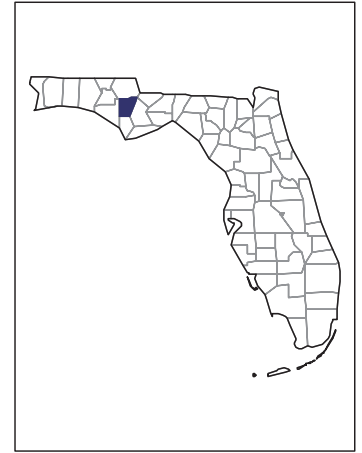
[www.agcensus.usda.gov](http://www.agcensus.usda.gov)



# 2007 CENSUS *OF* AGRICULTURE

## Calhoun County – Florida

### Farms with American Indian or Alaska Native Operators Compared with All Farms



Data are not available at this geographic level for farms with American Indian or Alaska Native operators.



United States Department of Agriculture  
National Agricultural Statistics Service

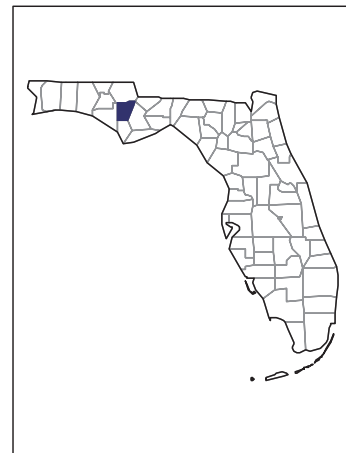
[www.agcensus.usda.gov](http://www.agcensus.usda.gov)



# 2007 CENSUS OF AGRICULTURE

## Calhoun County – Florida

### Farms with Asian Operators Compared with All Farms



Data are not available at this geographic level for farms with Asian operators.



United States Department of Agriculture  
National Agricultural Statistics Service

[www.agcensus.usda.gov](http://www.agcensus.usda.gov)

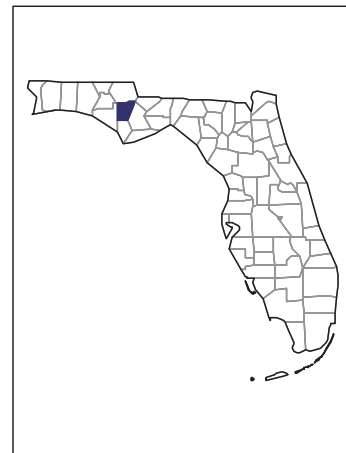




# 2007 CENSUS OF AGRICULTURE

## Calhoun County – Florida

### Farms with Black or African American Operators Compared with All Farms



Data are not available at this geographic level for farms with Black or African American operators.



United States Department of Agriculture  
National Agricultural Statistics Service

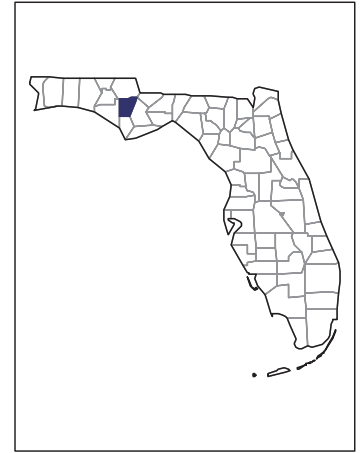
[www.agcensus.usda.gov](http://www.agcensus.usda.gov)



# 2007 CENSUS OF AGRICULTURE

## Calhoun County – Florida

### Farms with Native Hawaiian or Other Pacific Islander Operators Compared with All Farms



Data are not available at this geographic level for farms with Native Hawaiian or Other Pacific Islander operators.



United States Department of Agriculture  
National Agricultural Statistics Service

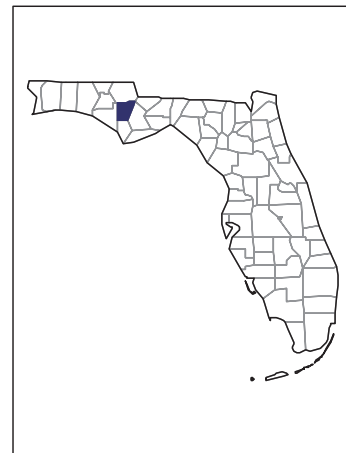
[www.agcensus.usda.gov](http://www.agcensus.usda.gov)



# 2007 CENSUS OF AGRICULTURE

## Calhoun County – Florida

### Farms with White Operators Compared with All Farms



Data are not available at this geographic level for farms with White operators.



United States Department of Agriculture  
National Agricultural Statistics Service

[www.agcensus.usda.gov](http://www.agcensus.usda.gov)

